

### Features

- Small Body Outline Dimensions
- 378 Watts peak pulse power ( $t_p = 8/20\mu s$ )
- Protects one I/O or power line
- Low clamping voltage
- Working voltage: 24V
- Low leakage current
- AEC-Q101 Qualified



### IEC COMPATIBILITY (EN61000-4)

- IEC 61000-4-2 (ESD)  $\pm 30kV$  (air),  $\pm 30kV$  (contact)
- IEC 61000-4-4 (EFT) 40A (5/50ns)
- IEC 61000-4-5 (Lightning) 9A (8/20 $\mu s$ )

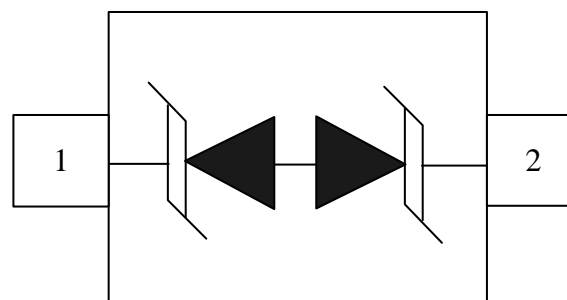
### Mechanical Characteristics

- SOD-523 package
- Marking : Marking Code
- Packaging : Tape and Reel
- RoHS Compliant & HF
- Device meets MSL1 requirement

### Applications

- Cellular Handsets & Accessories
- Personal Digital Assistants (PDAs)
- Notebooks & Handhelds
- Portable Instrumentation
- Digital Cameras

### Schematic & PIN Configuration



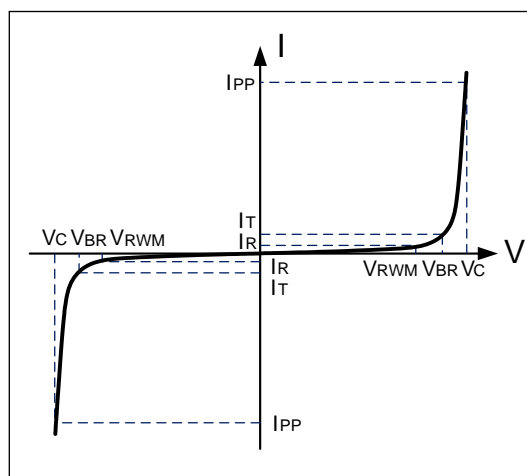
SOD-523 (Top View)

### Absolute Maximum Rating

Rating	Symbol	Value	Units
Peak Pulse Power ( $t_p = 8/20\mu s$ )	$P_{PP}$	378	Watts
Peak Pulse Current ( $t_p = 8/20\mu s$ )	$I_{PP}$	9	A
Operating Temperature	$T_J$	-55 to + 150	°C
Storage Temperature	$T_{STG}$	-55 to +150	°C

### Electrical Parameters

Symbol	Parameter
$I_{PP}$	Reverse Peak Pulse Current
$V_C$	Clamping Voltage @ $I_{PP}$
$V_{RWM}$	Reverse Stand-Off Voltage
$I_R$	Reverse Leakage Current @ $V_{RWM}$
$V_{BR}$	Breakdown Voltage @ $I_T$
$I_T$	Test Current



### Electrical Characteristics(T=25°C unless otherwise noted)

WE1129W5-AT						
Parameter	Symbol	Conditions	Minimum	Typical	Maximum	Units
Reverse Stand-Off Voltage	$V_{RWM}$				24	V
Reverse Breakdown Voltage	$V_{BR}$	$I_T=1mA$	26.7			V
Reverse Leakage Current	$I_R$	$V_{RWM}=24V$			500	nA
Clamping Voltage	$V_C$	$I_{PP}=9A, t_p=8/20\mu s$		39	42	V
Dynamic Resistance <sup>1,2</sup>	$R_{DYN}$	$TLP=0.2/100ns$		0.27		$\Omega$
ESD Clamping Voltage <sup>1</sup>	$V_C$	$I_{PP} = 4A, t_p = 0.2/100ns$ (TLP)		31.1		V
ESD Clamping Voltage <sup>1</sup>	$V_C$	$I_{PP} = 16A, t_p = 0.2/100ns$ (TLP)		34.3		V
Junction Capacitance	$C_j$	$V_R=0V, f =1MHz$		26	45	pF

**Note:** 1、 TLP Setting :  $t_p=100ns, t_r=0.2ns, I_{TLP}$  and  $V_{TLP}$  sample window: $t_1=70ns$  to  $t_2=90ns$ .

2、 Dynamic resistance calculated from  $I_{PP}=4A$  to  $I_{PP}=16A$  using “Best Fit”

Typical Characteristics

Figure 1: Peak Pulse Power vs. Pulse Time

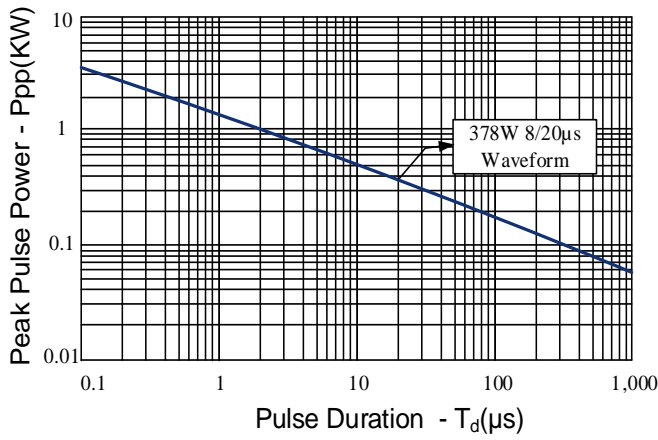


Figure 2: Power Derating Curve

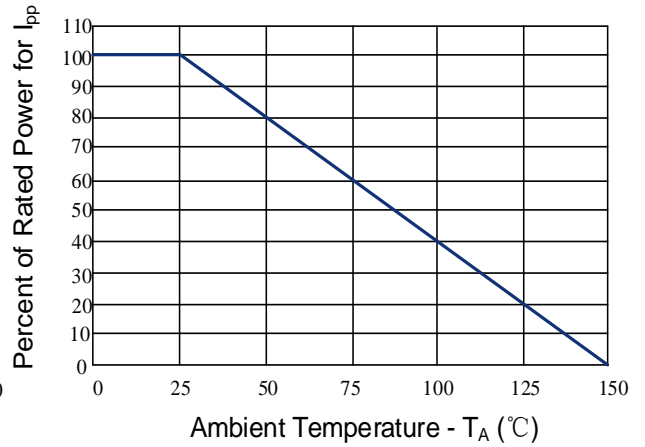


Figure 3: Clamping Voltage vs. Peak Pulse Current

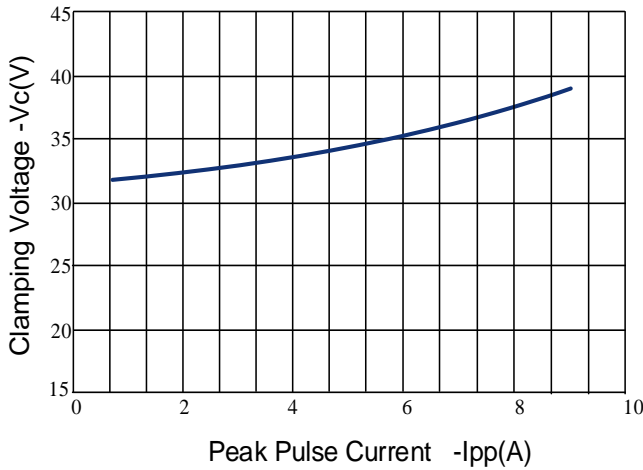


Figure 4: Normalized Junction Capacitance vs. Reverse Voltage

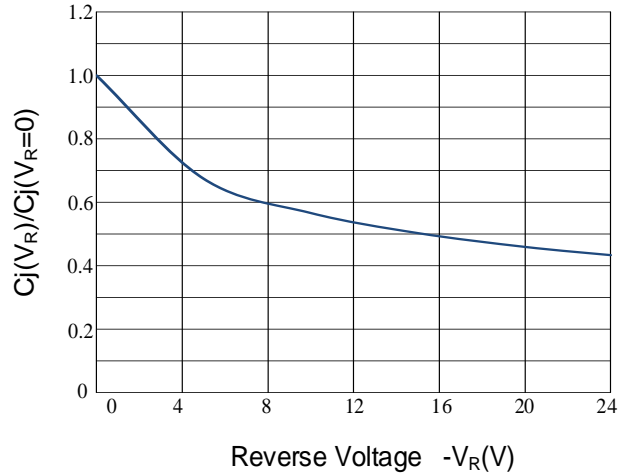


Figure 5: TLP Positive I-V Curve

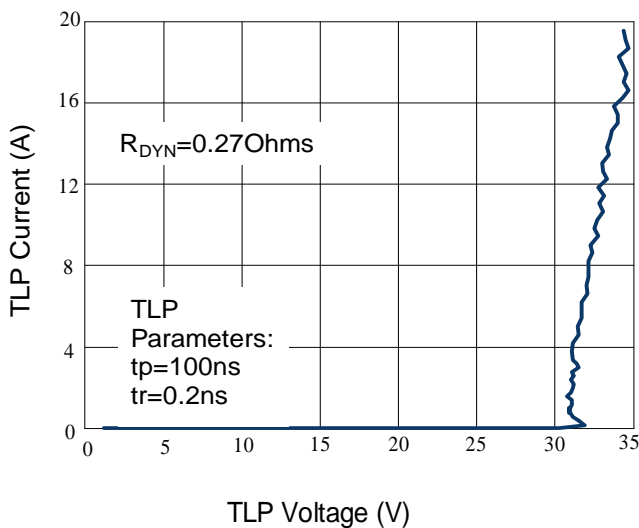
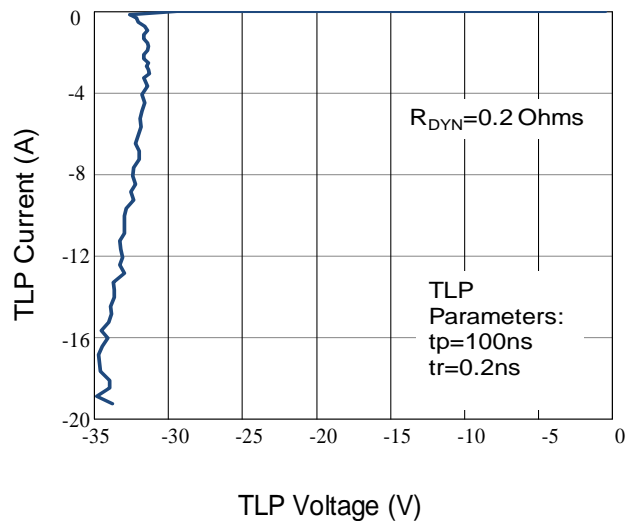
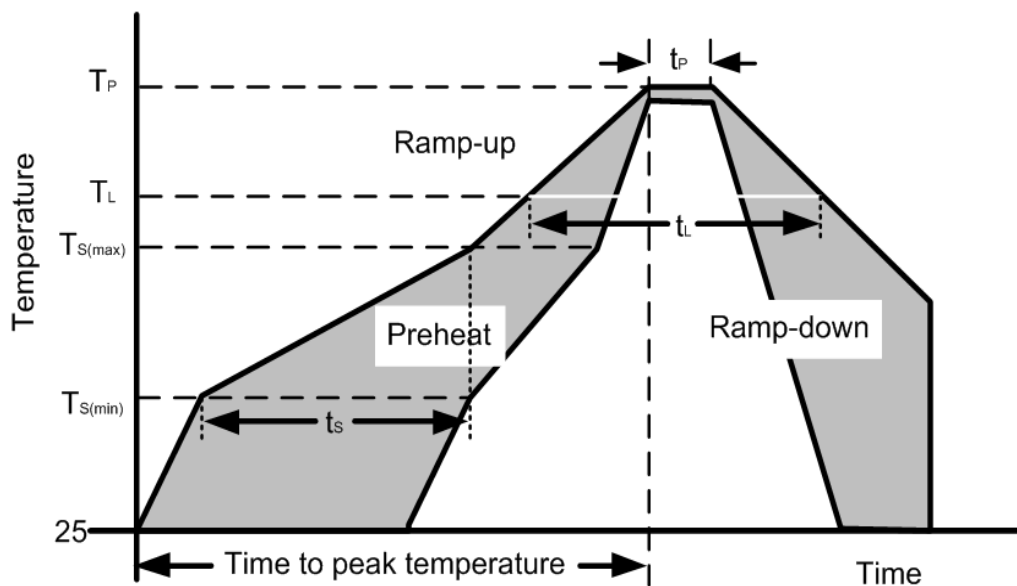


Figure 6: TLP Negative I-V Curve



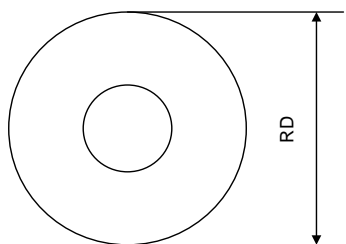
**Soldering Parameters**

Reflow Condition		Pb – Free assembly
Pre Heat	Temperature Min ( $T_{S(min)}$ )	150°C
	Temperature Max ( $T_{S(max)}$ )	200°C
	Time (min to max) ( $t_s$ )	60 – 190 secs
Average ramp up rate (Liquidus Temp) ( $T_L$ ) to peak		5°C/second max
$T_{S(max)}$ to $T_L$ —Ramp-up Rate		5°C/second max
Reflow	Temperature ( $T_L$ ) (Liquidus)	217°C
	Temperature ( $t_L$ )	60 – 150 seconds
Peak Temperature ( $T_P$ )		260+0/-5 °C
Time within actual peak Temperature ( $t_p$ )		20 – 40 seconds
Ramp-down Rate		5°C/second max
Time 25°C to peak Temperature ( $T_P$ )		8 minutes Max.
Do not exceed		280°C

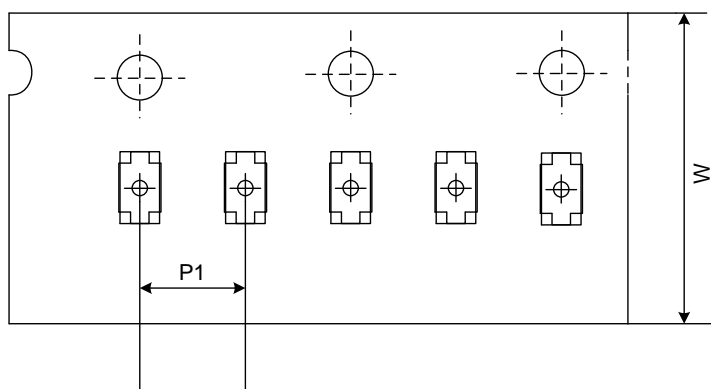


**Tape And Reel Information**

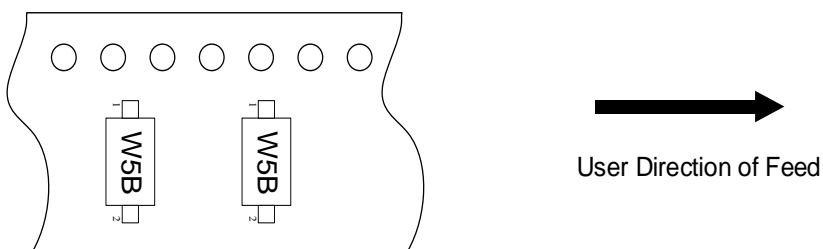
**Reel Dimensions**



**Tape Dimensions**

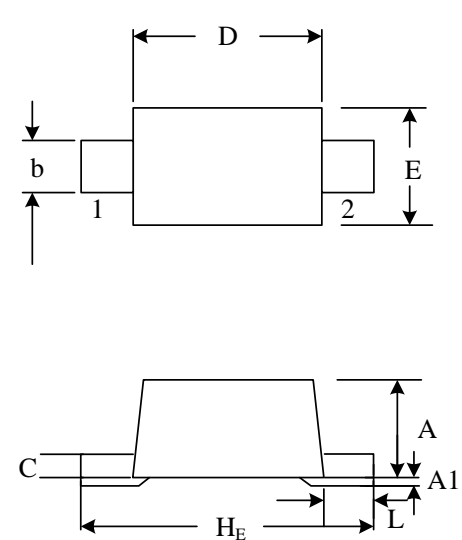



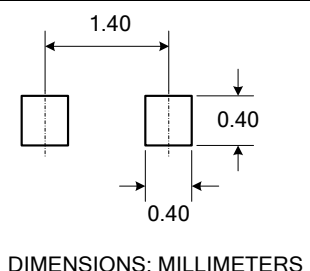
**Quadrant Assignments For PIN1 Orientation In Tape**



RD	Reel Dimensions	7 inch
W	Overall width of the carrier tape	8 mm
P1	Pitch between successive cavity centers	2mm

Outline Drawing –SOD-523

<p><b>PACKAGE OUTLINE</b></p> 	 <p><b>SOD-523</b></p>			
<b>DIMENSIONS</b>				
<b>SYMBOL</b>	<b>MILLIMETERS</b>		<b>INCHES</b>	
	MIN	MAX	MIN	MAX
A	0.50	0.70	0.020	0.028
A1	0.00	0.07	0.000	0.003
b	0.25	0.35	0.010	0.014
C	0.07	0.20	0.003	0.008
D	1.10	1.30	0.043	0.051
E	0.70	0.90	0.028	0.035
HE	1.50	1.70	0.059	0.067
L	0.15	0.25	0.006	0.010



**Notes:**  
Controlling Dimension: Millimeter.

**Marking Codes**

Part Number	WE1129W5-AT
Marking Code	W5B

**Package Information**

Qty: 5k/Reel

**CONTACT INFORMATION**

No.1001, Shiwan(7) Road, Pudong District, Shanghai, P.R.China.201207

Tel: 86-21-68969993 Fax: 86-21-50757680 Email: [market@way-on.com](mailto:market@way-on.com)

WAYON website: <http://www.way-on.com>

For additional information, please contact your local Sales Representative.

**WAYON** ® is registered trademark of WAYON Corporation.

Specifications are subject to change without notice.  
The device characteristics and parameters in this data sheet can and do vary in different applications and actual device performance may vary over time.  
Users should verify actual device performance in their specific applications.

单击下面可查看定价，库存，交付和生命周期等信息

[>>WAY-ON\(维安\)](#)