

Gas Discharge Tube

Features

- 2-electrode arrester
- Very small size
- Extremely fast response time
- Stable performance over life
- Extremely low capacitance (<0.5pF)
- High insulation resistance



Application

- Modem
- Splitter
- Base stations
- PCI cards
- Application with limited space

Electrical specifications

Part number	DC Spark-over Voltage	Maximum Impulse Spark-over Voltage	Service Life	Insulation resistance	Impulse Life (10/700us)	Capacitance
	^{1) 2)}	1kv/ μ s	³⁾	@ 100V _{DC}	40 Ω	@ 1 MHz
	(V)	(V)	(KA)	(G Ω)	(KV)	(pF)
GDTN2RS3A-75	75 \pm 30%	600	2KA	> 1@ 50V _{DC}	6	< 0.5
GDTN2RS3A-90	90 \pm 30%	600	2KA	> 1@ 50V _{DC}	6	< 0.5
GDTN2RS3A-150	150 \pm 20%	600	2KA	> 1	6	< 0.5
GDTN2RS3A-230	230 \pm 20%	800	2KA	> 1	6	< 0.5
GDTN2RS3A-300	300 \pm 20%	850	2KA	> 1	6	< 0.5
GDTN2RS3A-350	350 \pm 20%	950	2KA	> 1	6	< 0.5
GDTN2RS3A-400	400 \pm 20%	1000	2KA	> 1	6	< 0.5
GDTN2RS3A-470	470 \pm 20%	1100	2KA	> 1	6	< 0.5
GDTN2RS3A-600	600 \pm 20%	1300	2KA	> 1	6	< 0.5

1) At delivery AQL 0.65 level II, DIN ISO 2859.

2) In ionized mode.

3) Tests according to ITU-T Rec. K. 12.

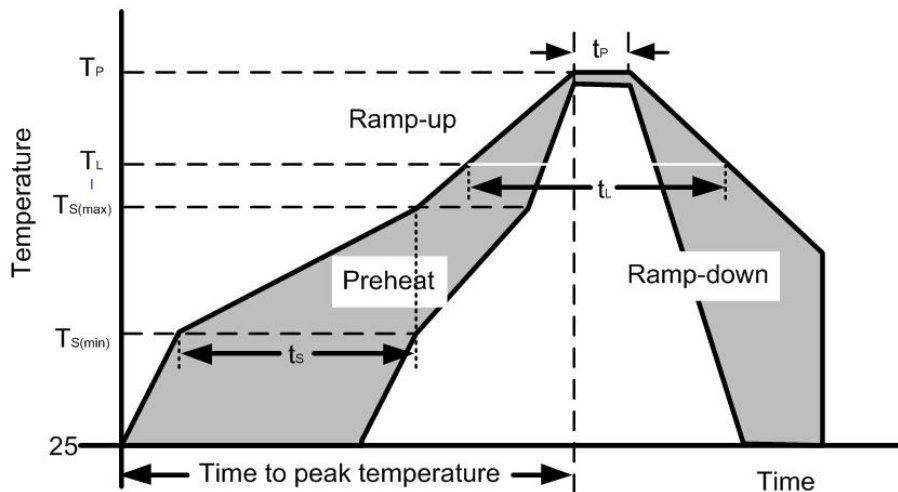
Terms and current waveforms in accordance with: ITU-T Rec. K.12; IEC 61643-21 and DIN 57845/VDE0845.

Thermal Resistances

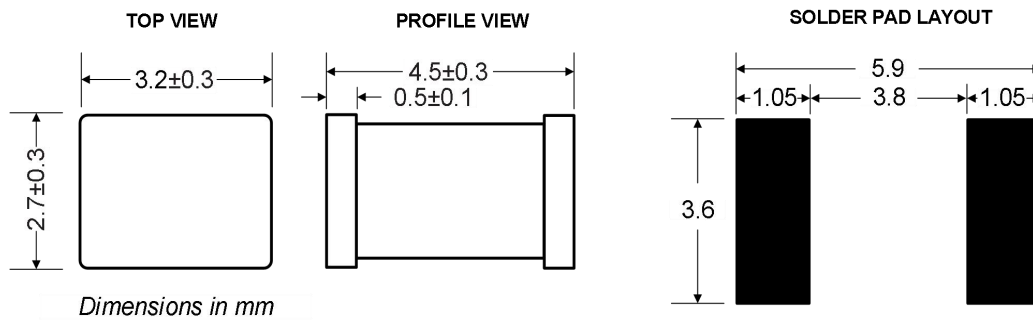
Symbol	Parameter	Value	Unit
Ts	Storage & Operating temperature range	-40 to +125	°C

Reflow Profile

Reflow Condition		Pb – Free assembly
Pre Heat	Temperature Min ($T_{s(min)}$)	150°C
	Temperature Max ($T_{s(max)}$)	200°C
	Time (min to max) (t_s)	60 – 180 secs
Average ramp up rate (Liquidus Temp) (T_L) to peak		3°C/second max
$T_{s(max)}$ to T_L Ramp-up Rate		3°C/second max
Reflow	Temperature (T_L) (Liquidus)	217°C
	Temperature (t_L)	60 – 150 seconds
Peak Temperature (T_P)		260 ^{+0/-15} °C
Time within actual peak Temperature (t_p)		30 seconds
Ramp-down Rate		6°C/second max
Time 25°C to peak Temperature (T_P)		8 minutes Max.
Do not exceed		260°C



Dimensional drawing

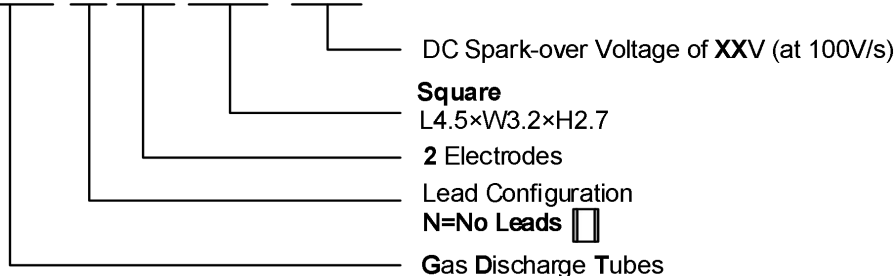


Cautions and Warnings

- Surge arresters must not be operated directly in power supply networks.
- Surge arresters may become hot in case of longer periods of current stress (danger of burning).
- Surge arresters may be used only within their specified values. In case of overload, the headcontacts may fail or the component may be destroyed.
- Damaged surge arresters must not be re-used.

Part Numbering System

GDT N 2R S3A- XX



Package Information

Tape and Reel: 2500 pcs/reel.

Contact Information

No.1001, Shiwan(7) Road, Pudong District, Shanghai, P.R.China.201207

Tel: 86-21-68969993 Fax: 86-21-50757680 Email: market@way-on.com

WAYON website: <http://www.way-on.com>

For additional information, please contact your local Sales Representative.

WAYON ® are registered trademarks of Wayon Corporation.

*Specifications are subject to change without notice.
The device characteristics and parameters in this data sheet can and do vary in different applications and actual device performance may vary over time.
Users should verify actual device performance in their specific applications.*

单击下面可查看定价，库存，交付和生命周期等信息

[>>WAY-ON\(维安\)](#)