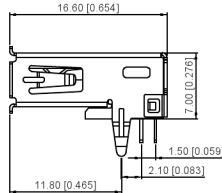
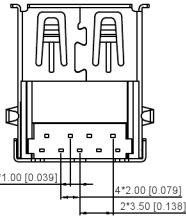
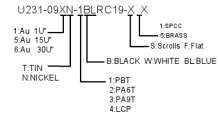


RECOMMENDER PCB LAYOUT TOP VIEW
(COMPONENT SIDE TOLERANCE±0.05)

Pin #	EXTERNAL NAME	DESCRIPTION	WIRING CONNECTION
1	LEUT	POWER	POWER
2	S	DATA 2	DATA
3	SS	DIFFERENTIAL PAIR	DATA
4	SD	GROUND FOR POWER RETURN	GROUND
5	SH_A15V	SUPERVISED SIGNAL	LAST
6	SH_A15V	DIFFERENTIAL PAIR	DATA
7	SD_GROUND	GROUND FOR SIGNAL RETURN	GROUND
8	SH_A15V	SUPERVISED TRANSMITTER	LAST
9	SH_A15V	DIFFERENTIAL PAIR	DATA
Shield	Shield	CONNECTOR METAL SHIELD	FRAME

Material
Housing Material: PBT, UL94V-0, blue
Contact Terminal: Copper Alloy
Metalic Shell:SPCC/BRASS
Plating
Underplating: Nickel
Contact Plating: 1μ" Gold
Solder Tail: 100μ" Min. Tin
Metalic Shell: Nickel

Electrical
Voltage Rating: 100 V AC
Current Rating: 0.25A (Signal pins 2,3,5,6,7,8,9) 1.8A (Power Pins 1,4)
Contact Resistance: 30mΩ Max.
Insulation resistance: 1000MΩ Min.
Dielectric withstanding voltage: 100V AC/minute
Mechanical
Durability: 5000 cycles
Mating Force: 35N (3.57Kgf) Max
Unmating Force: 10N (1.02kgf) Min. initial, 8N min after test
Environmental and Processing
Operating Temperature: -40°C to +85°C



广东星坤科技股份有限公司

生 日期
發 日期

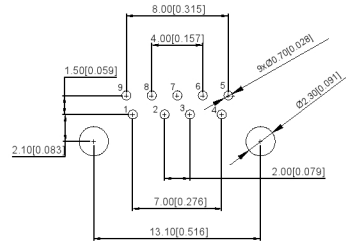
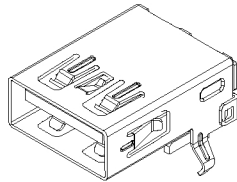
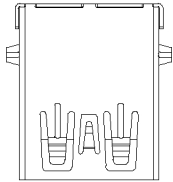
文件工程章

REVISIONS
DATE REVISED APPROVED

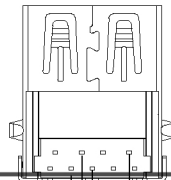
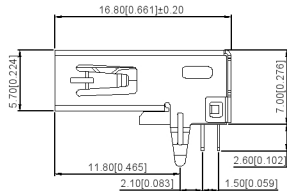
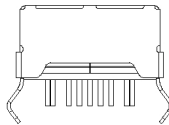
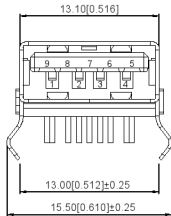
ANGLAR	±5°
L ≤ 4	±0.2
4 < L ≤ 16	±0.3
16 < L ≤ 63	±0.4
L > 63	±0.5

UNSPECIFIED TOLERANCES

DSND	DATE	SCALE: NA	MODEL TYPE: USB 3.0
DWNN	DATE	VIEW:	PART NO.:
CHKD	DATE	UNIT: mm/in	DWG NO.: U231-09XN-1BLRC19-SX
APPD	DATE	SIZE: A4	WEIGHT: 1.0g
VVP	INDUSTRIAL PRECISION CO., LIMITED	SHEET: 1/1	REVISION: A0

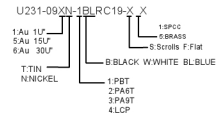


RECOMMENDER PCB LAYOUT TOP VIEW
(COMPONENT SIDE TOLERANCE±0.05)



Material
Housing Material: PBT, UL94V-0, blue
Contact Terminal: Copper Alloy
Metalic Shell:SPCC/BRASS
Plating
Underplating: Nickel
Contact Plating: 1μ' Gold
Solder Tail: 100μ' Min. Tin
Metalic Shell: Nickel
Electrical
Voltage Rating: 100 V AC
Current Rating: 0.25A (Signal pins 2,3,5,6,7,8,9) 1.8A (Power Pins 1,4)
Contact Resistance: 30mΩ Max.
Insulation resistance: 1000MΩ Min.
Dielectric withstanding voltage: 100V AC/minute
Mechanical
Durability: 5000 cycles
Mating Force: 35N (3.57Kgf) Max
Unmating Force: 10N (1.02kgf) Min. initial, 8N min after test
Environmental and Processing
Operating Temperature: -40°C to +85°C

Pin #	EXTERNAL NAME	DESCRIPTION	MARKING
1	SVT	POWER	1SPRC
2	S	SHIELD	5BRASS
3	S	DIFFERENTIAL PAIR	S-SCROLLS F-Flat
4	SHD	GROUND FOR POWER RETURN	10000
5	SHIA_15T	SUPERVISED RECEIVE	LAST
6	SHAL_15T	DIFFERENTIAL PAIR	
7	SHD_GND	GROUND FOR SIGNAL RETURN	
8	SHIA_15T	SUPERVISED TRANSMITTER	
9	SHAL_15T	DIFFERENTIAL PAIR	
Shell	SHIELD	CONNECTOR METAL SHELL	PAKET



广东星科科技股份有限公司

生 日期
發 日期
文件工程章

REVISIONS	DATE	REVISED	APPROVED
1			

DSND	DATE	SCALE: NA	MODEL TYPE: USB 3.0
DWN	DATE	VIEW:	PART NO.:
CHKD	DATE	UNIT: mm/in	DWG NO.: U231-09XN-1BLRC19-FX
APPD	DATE	SIZE: A4	WEIGHT: 1.0g
VXP INDUSTRIAL PRECISION CO., LIMITED			SHEET: 1/1
UNSPECIFIED TOLERANCES			REVISION: A0

单击下面可查看定价，库存，交付和生命周期等信息

[>>XKB Connectivity\(中国星坤\)](#)