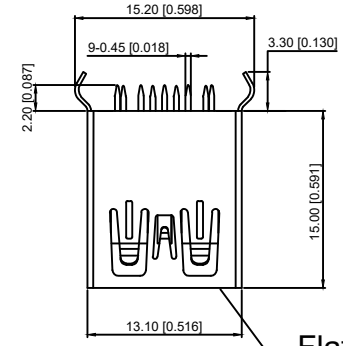
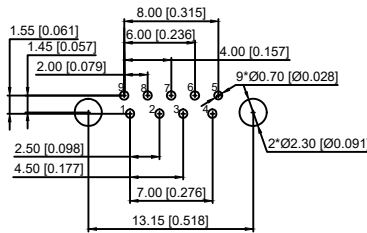
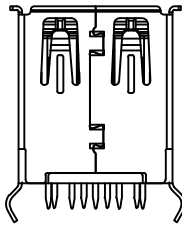
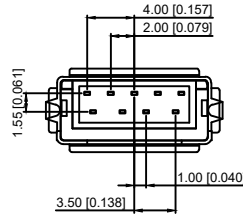
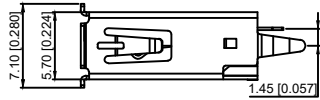
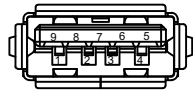


3D VIEW

Scrolls (S)



Flat (F)



RECOMMENDED P.C.B.LAYOUT TOP VIEW
(COMPONENT SIDE TOLERANCE±0.05)

Pin #	SIGNAL NAME	DESCRIPTION	MATING SEQUENCE
1	VBUS	POWER	SECOND
2	D-	USB 2.0 DIFFERENTIAL PAIR	THIRD
3	D+	USB 2.0 DIFFERENTIAL PAIR	THIRD
4	GND	GROUND FOR POWER RETURN	SECOND
5	SiGA_SSRX-	SUPERSPEED RECEIVER DIFFERENTIAL PAIR	LAST
6	SiGA_SSRX+	SUPERSPEED RECEIVER DIFFERENTIAL PAIR	LAST
7	GND_DRAIN	GROUND FOR SIGNAL RETURN	
8	SiGA_SSTX-	SUPERSPEED TRANSMITTER DIFFERENTIAL PAIR	
9	SiGA_SSTX+	SUPERSPEED TRANSMITTER DIFFERENTIAL PAIR	
Shell	Shield	CONNECTOR METAL SHELL	FRIST

Material
Housing Material: LCP, UL94V-0, blue
Contact Terminal: Brass
Metallic Shell: Brass
Plating
Underplating: Nickel
Contact Plating: 1µ" Gold
Solder Tail: 100µ" Min. Tin
Metallic Shell: Nickel
Electrical
Voltage Rating: 100 V AC
Current Rating: 0.25A (Signal pins 2,3,5,6,7,8,9) 1.5A (Power Pins 1,4)
Contact Resistance: 30mΩ Max.
Insulation resistance: 1000MΩ Min.
Dielectric withstanding voltage: 100V AC/Minute
Mechanical
Durability: 1500 cycles
Mating Force: 35N (3.57Kgf) Max
Unmating Force: 10N (1.02Kgf) Min. initial, 8N min after test
Environmental and Processing
Operating Temperature: -40°C to +85°C

U233-09XN-1BLPC15-X 2

1:Au 1U"
5:Au 15U"
6:Au 30U"

S:Scrolls F:Flat

DSND	DATE	SCALE: N/A	MODEL TYPE:
DWN	DATE	VIEW:	USB 3.0
CHKD	DATE	UNIT: mm/in	PART NO.:
APPD	DATE	SIZE: A4	DWG NO.:
			U233-09XN-1BLPC15-X2
			WEIGHT
			1.0g
			SHEET
			1/1
			REVISION
			A0

MARK	DESCRIPTION	DATE	REVISED	APPROVED	UNSPECIFIED TOLERANCES
ΔX					ANGLAR ±5°
ΔX					L ≤ 4 ±0.2
ΔX					4 < L ≤ 16 ±0.3
ΔX					16 < L ≤ 63 ±0.4
MARK					L > 63 ±0.5
REVISIONS					
www.xk-dg.cn www.helloxkb.com www.helloxkb.cn					

单击下面可查看定价，库存，交付和生命周期等信息

[>>XKB Connectivity\(中国星坤\)](#)