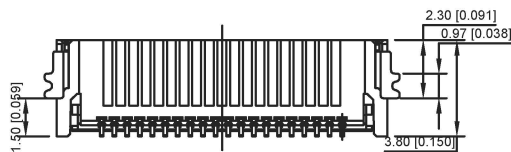
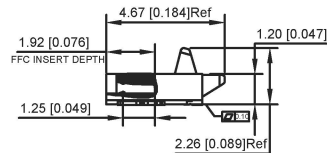
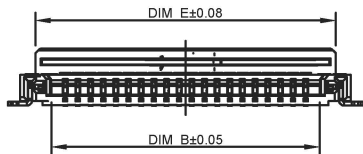


RECOMMENDED PCB LAYOUT

RECOMMENDED FFC/FPC



- 1.FPC NOT MATING CONDITION BANNED CLOSURE
- 2.PART NO. LEGEND.

X05A12 H XX X  
① ② ③ ④

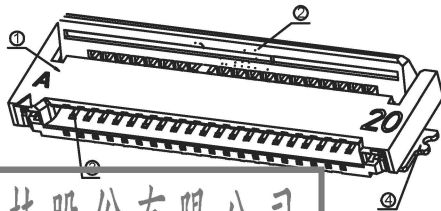
- ① Series Name : X05A12=0.5 mm Pitch(H=1.2mm)
- ② Assembly style : L:Low Contact SMT Type U:Upper Contact SMT Type  
D:Double-Face Contact SMT Type H:Back-flip Double-Face Contact SMT Type
- ③ Number of terminals :XX=04-60PIN
- ④ Plating : G:Gold Flash Over Nickel T:Tin Over Nickel

3.PERFORMANCE:

- 3.1: CURRENT RATING:0.5A/PIN
- 3.2: VOLTAGE RATING:50V(AC/DC)
- 3.3: CONTACT RESISTANCE: INITIAL VALUE 30mOHM Max.
- 3.4:INSULATION RESISTANCE:500MOHM Min.
- 3.5:DIELERIC WITHSTANDING VOLTAGE:250V AC FOR 1MINUTE
- 3.6:DURABILT: 20 TIMES Min
- 3.7:OPERATING TEMPERATURE:-40℃ ~+85℃  
OPERATING HUMIDITY RANGE:20% TO 85%

Pin No.	P/N	DIM A	DIM B	DIM C	DIM D	DIM E	DIM F	DIM G
4		5.06	2.55	1.50	6.00	3.85	4.10	6.00
5		5.56	3.05	2.00	6.50	4.35	4.60	7.40
6		6.06	3.55	2.50	7.00	4.85	5.10	7.90
7		6.56	4.05	3.00	7.50	5.35	5.60	8.40
8		7.06	4.55	3.50	8.00	5.85	6.10	8.90
10		8.06	5.55	4.50	9.00	6.85	7.10	9.90
12		9.06	6.55	5.50	10.00	7.85	8.10	10.90
14		10.06	7.55	6.50	11.00	8.85	9.10	11.90
15		10.56	8.05	7.00	11.50	9.35	9.60	12.40
16		11.06	8.55	7.50	12.00	9.85	10.10	12.90
18		12.06	9.55	8.50	13.00	10.85	11.10	13.90
20		13.06	10.55	9.50	14.00	11.85	12.10	14.90
22		14.06	11.55	10.50	15.00	12.85	13.10	15.90
24		15.06	12.55	11.50	16.00	13.85	14.10	16.90
25		15.56	13.05	12.00	16.50	14.35	14.60	17.40
26		16.06	13.55	12.50	17.00	14.85	15.10	17.90
28		17.06	14.55	13.50	18.00	15.85	16.10	18.90
30		18.06	15.55	14.50	19.00	16.85	17.10	19.90
32		19.06	16.55	15.50	20.00	17.85	18.10	20.90
34		20.06	17.55	16.50	21.00	18.85	19.10	21.90
35		20.56	18.05	17.00	21.50	19.35	19.60	22.40
36		21.06	18.55	17.50	22.00	19.85	20.10	22.90
40		23.06	20.55	19.50	24.00	21.85	22.10	24.90
42		24.06	21.55	20.50	25.00	22.85	23.10	25.90
45		25.56	23.05	22.00	26.50	24.35	24.60	27.40
50		28.06	25.55	24.50	29.00	26.85	27.10	29.90
52		29.06	26.55	25.50	30.00	27.85	28.10	30.90
54		30.06	27.55	26.50	31.00	28.10	29.10	31.90
56		31.06	28.55	27.50	32.00	29.85	30.10	32.90
60		33.06	30.55	29.50	34.00	31.85	32.10	34.90

NO	COMPONENTS	MATERIALS	FINISH/COLOR SPECIFICATION	QUANTITY
4	STATOR	BRASS		2
3	TERMINAL	PHOSPHOR BRONZE		POSITIONS
2	COVER	ERMOPLASTIC UL94V-0	BLACK	1
1	HOUSING	THERMOPLASTIC UL94V-0	NATURAL	1



广东星坤科技股份有限公司

生效日期

文件工程章

日期

MARK	DESCRIPTION	DATE	REVISED	APPROVED

www.xkg.cn www.helloxkb.com www.helloxkb.cn

ANGLAR	±5°
L ≤ 4	±0.2
4 < L ≤ 16	±0.3
16 < L ≤ 63	±0.4
L > 63	±0.5

UNSPECIFIED TOLERANCES

DSND	DATE	SCALE: N/A	MODEL TYPE:
DWN	DATE	VIEW:	FPC CONNECTOR
CHKD	DATE	UNIT: mm/in	PART NO.:
APPD	DATE	SIZE: A4	DWG NO.:
			X05A12HXXX
			WEIGHT
			1.0g
			SHEET
			1/1
			REVISION
			A0

XKB INDUSTRIAL PRECISION CO., LIMITED

单击下面可查看定价，库存，交付和生命周期等信息

[>>XKB Connectivity\(中国星坤\)](#)