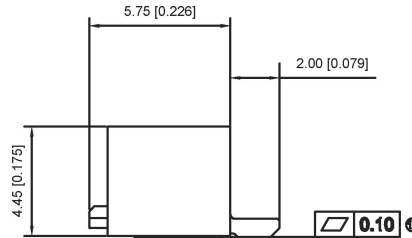
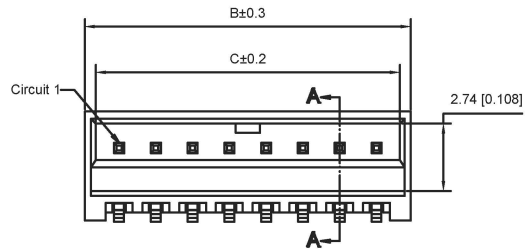


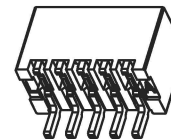
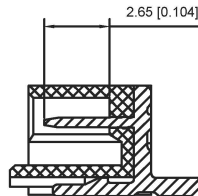
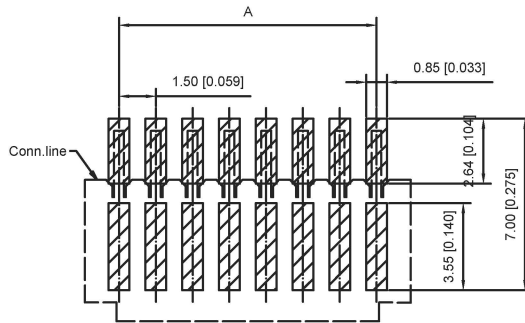
■ Specifications :

- Voltage rating: 350V AC / DC
- Current rating: 3A AC / DC
- Withstanding voltage: 500V AC/minute
- Temperature range: -55°C~+105°C
- Insulation resistance: ≥100MΩ
- Contact resistance: ≤20mΩ
- After environmental testing : ≤40mΩ



X1511 WRS-XX HF-LP SW
① ② ③ ④ ⑤ ⑥ ⑦ ⑧

- ① Series No.
- ② Category : W-WAFER
- ③ Welding Board Angle : V-Straight 90°
- ④ Welding Way:S-SMT
- ⑤ Row No.-Pin No.: XX-02P~15P
- ⑥ Plug the Pin & Special NO.:HF-Halogen free
- ⑦ Material : 9T-PA9T;46-PA46;LP-LCP 94V-0
- ⑧ Planting Category:SW-Matte Tin Plating



Poles	Dimensions(mm)		
	A	B	C
02	1.50	4.30	3.40
03	3.00	5.80	4.90
04	4.50	7.30	6.40
05	6.00	8.80	7.90
06	7.50	10.30	9.40
07	9.00	11.80	10.90
08	10.50	13.30	12.40
09	12.00	14.80	13.90
10	13.50	16.30	15.40
11	15.00	17.80	16.90
12	16.50	19.30	18.40
13	18.00	20.80	19.90
14	19.50	22.30	21.40
15	21.00	23.80	22.90

Recommended P.C.B Layout
General Tolerance±0.05

SECTION A-A
SCALE 1:1

PART NO	Material	Material(Pin&Solder Tab)	Finish(Pin)	Suitable XKB Terminal
X1511WRS-XXHF-LP SW	LCP UL 94V-0 Halogen Free	Brass	Matte Tin Plating	X1511H

广东星坤科技股份有限公司

生效
日期
MARK DESCRIPTION

REVISIONS	DATE	REVISED	APPROVED	UNSPECIFIED TOLERANCES

DSND	DATE	SCALE: N/A	MODEL TYPE:
DWN	DATE	VIEW:	X1511WRS-XXHF-XXSW
CHKD	DATE	UNIT: mm/in	PART NO.: 1.5mm Crimp Style Connectors
APPD	DATE	SIZE: A4	DWG NO.:
XKB INDUSTRIAL PRECISION CO., LIMITED			WEIGHT: 1.0g
			SHEET: 1/1
			REVISION: A0

文件工程章

单击下面可查看定价，库存，交付和生命周期等信息

[>>XKB Connectivity\(中国星坤\)](#)