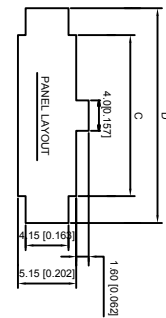
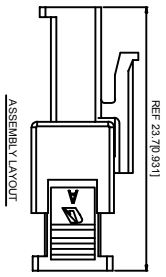
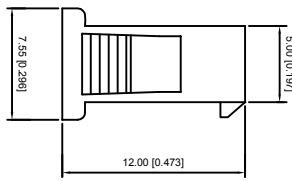
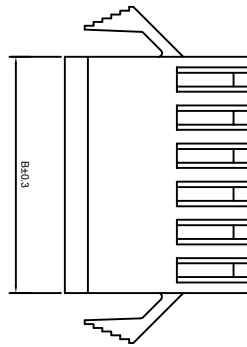


Poles	Applicable panel thickness mm					
	0.5-0.9	1.0-1.5	1.5-2.0	C	D	D
02	5.7	9.6	5.7	9.8	5.7	10.0
03	8.2	12.1	8.2	12.3	8.2	12.5
04	10.7	14.6	10.7	14.8	10.7	15.0
05	13.2	17.1	13.2	17.3	13.2	17.5
06	15.7	19.6	15.7	19.8	15.7	20.0
07	18.2	22.1	18.2	22.3	18.2	22.5
08	20.7	24.6	20.7	24.8	20.7	25.0
09	23.2	27.1	23.2	27.3	23.2	27.5
10	25.7	29.6	25.7	29.8	25.7	30.0
11	28.2	32.1	28.2	32.3	28.2	32.5
12	30.7	34.6	30.7	34.8	30.7	35.0



Poles	Dimensions(mm)		Poles	Dimensions(mm)	
	A	B		A	B
02	2.50	5.50	08	17.50	20.50
03	5.00	8.00	09	20.00	23.00
04	7.50	10.50	10	22.50	25.50
05	10.00	13.00	11	25.00	28.00
06	12.50	15.50	12	27.50	30.50
07	15.00	18.00			

X2521HM-XXG-N0	Black	PA66 UL 94V-0	Brass	Tri-Plated	X2521HF-G
PART NO	Color	Material	Material(Pin)	Finish(Pin)	Suitable XKB Terminal

- Specifications:
- Voltage rating:250V AC/DC
  - Current rating : 3A AC/DC
  - Withstanding voltage:1500V AC/minute
  - Temperature range:-40 °C~+105 °C
  - Insulation resistance:≥500MΩ
  - Contact resistance:≤10mΩ
  - After environmental testing:≤20mΩ

X2521 H M- XX G-N0

- ① ② ③ ④ ⑤ ⑥

- ① Series No.
- ② Category:H-HSG
- ③ Welding Board Angle:M-male HSG
- ④ Row No. -pin No.:XX-02P~12P
- ⑤ Plug the pin & Special No.:Mating X2521HF-G
- ⑥ Material:N0-PA66 94V-0

ΔX	ΔX	ΔX	MARK	DESCRIPTION	DATE	REVISED	APPROVED	UNSPECIFIED TOLERANCES

REVISIONS	DATE	REVISED	APPROVED	UNSPECIFIED TOLERANCES

DSND	DATE	SCALE: N/A	MODEL TYPE: X2531HM-XXG-N0
DWN	DATE	VIEW: ①	PART NO.:
CHKD	DATE	UNIT: mm/in	DWG NO.:
APPD	DATE	SIZE: A4	

XKB INDUSTRIAL PRECISION CO., LIMITED				WEIGHT	SHEET	REVISION
				1.0g	1/1	A0

单击下面可查看定价，库存，交付和生命周期等信息

[>>XKB Connectivity\(中国星坤\)](#)