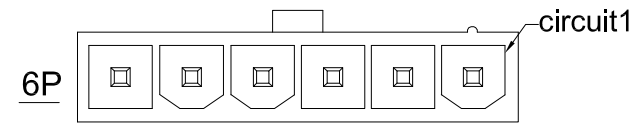
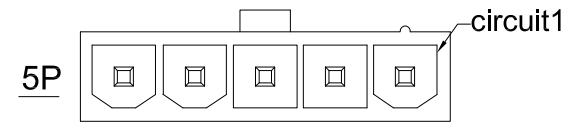
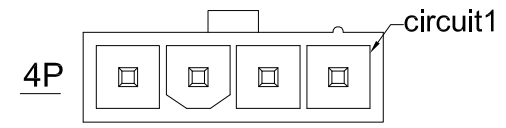
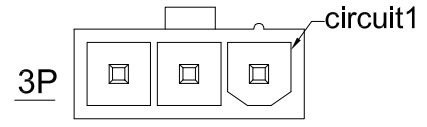
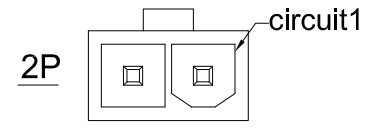


P.C.B LAYOUT

- Specifications :
- Voltage rating: 600V AC / DC
 - Current rating: 9A AC / DC
 - Withstanding voltage: 1500V AC/minute
 - Temperature range: -25°C~+85°C
 - Insulation resistance: ≥1000MΩ
 - Contact resistance: ≤10mΩ
 - After environmental testing: ≤20mΩ

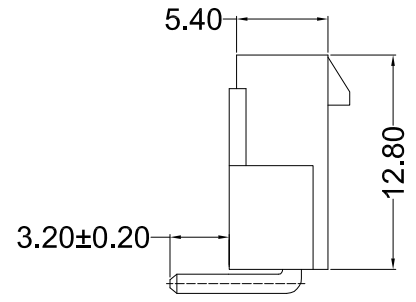
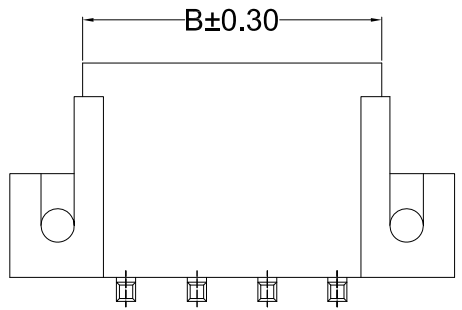


X9357 W R X- XX ES-XX SN XX

① ② ③ ④ ⑤ ⑥ ⑦ ⑧ ⑨

- ① Series No.
- ② Category: W-wafer
- ③ Welding Board Angle: R-90°
- ④ Welding Way: Blank-DIP ;
- ⑤ Row No.-Pin No. XX-Single row
- ⑥ Special NO. ES-has ears and screw holes
- ⑦ Material: N0-PA66 94V-0 ; N2-PA66 94V-2
- ⑧ Planting Category: V:All Gold-Plated G:Gold-Plated Contact S-Silver Plating *01-Gold Flash ; *02-2u" ; *03-3u" ; *05-5u" *10-10u" ; *15-15u" ; *30-30u" ; *50-50u" N-Plating Nickel 30-50u" ; SN-Bright tin plating 70u" SW-Fog Tin plating
- ⑨ Color: Blank-natural color

Poles	Dimensions (mm)	
	A	B
2	4.20	9.60
3	8.40	13.80
4	12.60	18.00
5	16.80	22.20
6	21.00	26.40



X9357WR-XXES-N0SN	Nylon 66 UL 94V-0	Brass	Tin-Plated	X9357H	1,000Pcs
X9357WR-XXES-N2SN	Nylon 66 UL 94V-2	Brass	Tin-Plated		
PART NO	Material	Material(Pin)	Finish(Pin)	Suitable XKB Terminal	Q' ty/Bag

For and on behalf of
XKB INDUSTRIAL PRECISION CO., LIMITED
 香港星坤工業精密有限公司

MARK	DESCRIPTION	DATE	REVISED	APPROVED	UNSPECIFIED TOLERANCES	DSND	DATE	SCALE: N/A	MODEL TYPE:		
△ X					ANGULAR ±5°	DWN	DATE	VIEW:	X9357WR-XXES-XXSN		
△ X					L ≤ 4 ±0.2	CHKD	DATE	UNIT: mm	PART NO.:		
△ X					4 < L ≤ 16 ±0.3	APPD	DATE	SIZE: A4	4.20mm Crimp Style connectors		
△ X					16 < L ≤ 63 ±0.4				DWG NO.:		
MARK					L > 63 ±0.5						
REVISIONS						XKB INDUSTRIAL PRECISION CO., LIMITED			WEIGHT	SHEET	REVISION
Authorized Signature(s)									1.0g	1/1	A0

单击下面可查看定价，库存，交付和生命周期等信息

[>>XKB Connectivity\(中国星坤\)](#)