

DATA SHEET

WIRELESS COMPONENTS

Ceramic Chip Antenna

ANT3216LL15R1575A

GPS

3216 series



FEATURES

- Compact size
- High radiation efficiency
- Reflow process compatible
- RoHS compliant

APPLICATIONS

- Tablet
- Navigation device
- Telematics box
- Fleet management

ORDERING INFORMATION

All part numbers are identified by the series, packing type, material, size, antenna type, working frequency and packing quantity.

PART NUMBER

ANT 3216 L L15 R 1575A
 (1) (2) (3) (4) (5) (6)

(1) PRODUCT

ANT = Antenna

(2) SIZE

3216 = 3,2 × 1,6 mm

(3) ANTENNA TYPE

L,F,A = Chip Antenna

(4) SERIAL NO.

L15

(5) PACKING STYLE

R = Tape and Reel

(6) WORKING FREQUENCY

1575 = 1,575 GHz

PHYCOMP CTC

CAN4311712151583K

I2NC

431171215158

SPECIFICATION

Table 1

DESCRIPTION	VALUE
Centre Frequency	1.575 GHz
Bandwidth	51 MHz (Typ.)
Return Loss	10 dB min
Polarization	Linear
Azimuth Beamwidth	Omni-directional
Peak Gain	2.01 dBi (Typ.)
Impedance	50 Ω
Operating Temperature	-40~105 degree
Maximum Power	1 W
Termination	Ag (Environmentally-Friendly Leadless)
Resistance to Soldering Heats	260°C , 10sec.

NOTE

I. The specification is defined on Yageo evaluation board

DIMENSIONS

Table 2 Machinical Dimension

	DIMENSION
L (mm)	3.20 ±0.10
W (mm)	1.60 ±0.10
T (mm)	1.20 ±0.10
A (mm)	0.80 ±0.15
B (mm)	1.60 ±0.20

OUTLINES

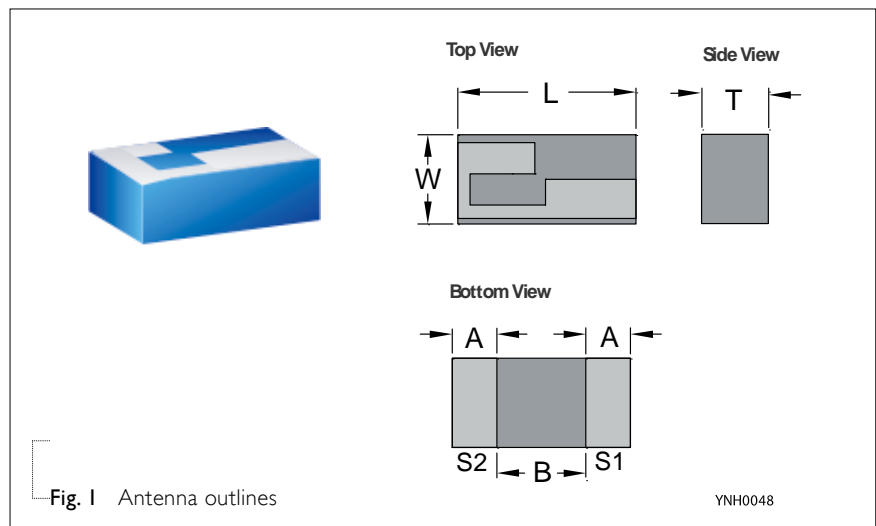


Fig. I Antenna outlines

YNH0048

Table 3 Termination configuration

TERMINAL NAME	FUNCTION
S1	Feeding Point
S2	GND

REFERENCE DESIGN OF EVALUATION BOARD

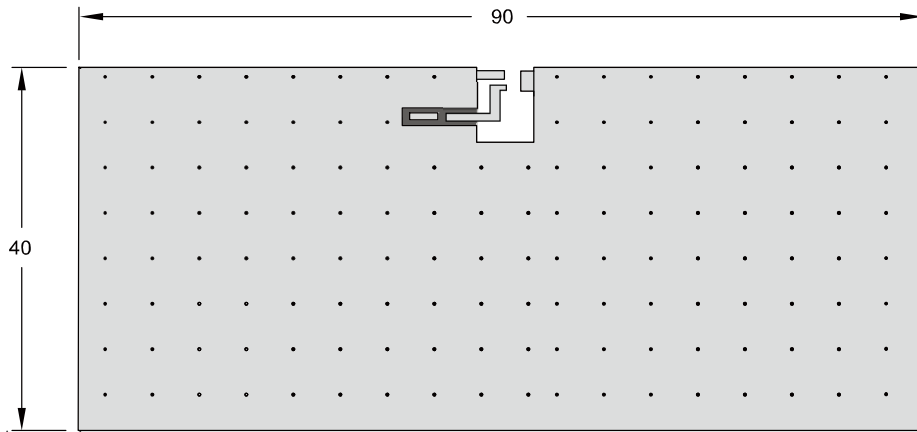


Fig. 3 Outlook and dimension of evaluation board

Unit : mm

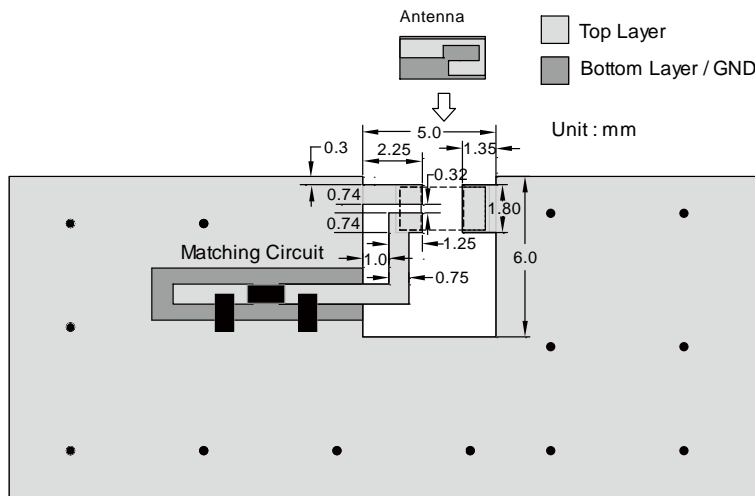
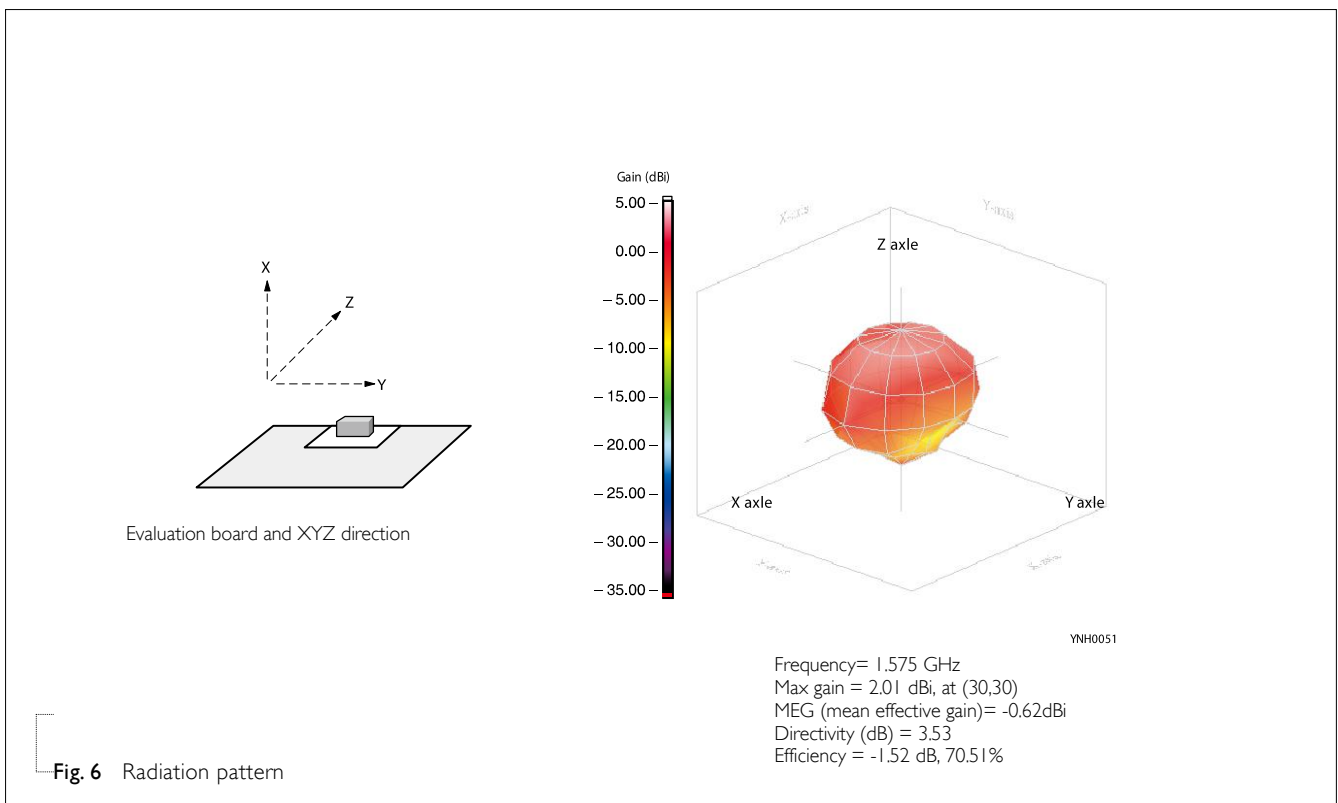
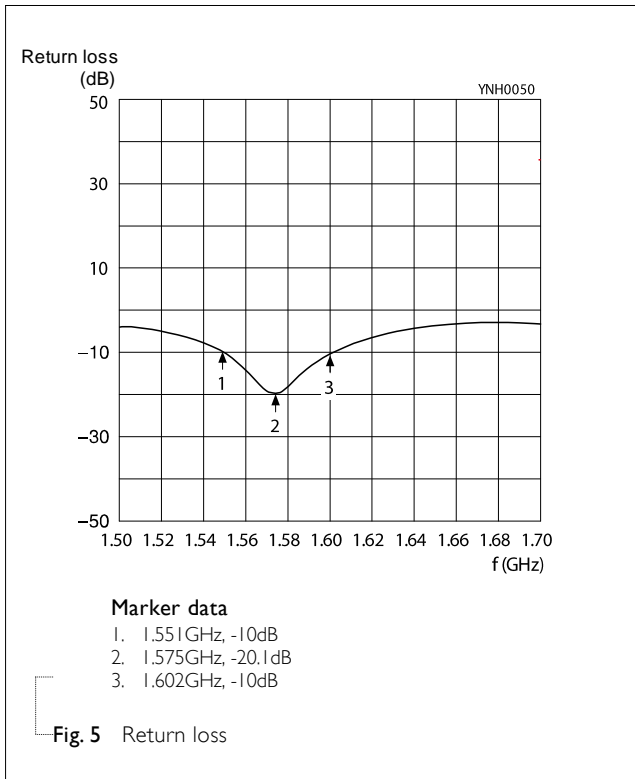


Fig. 4 Details of soldering pad

YNH0049_1

ELECTRICAL PERFORMANCES



REVISION HISTORY

REVISION	DATE	CHANGE NOTIFICATION	DESCRIPTION
Version 0	Feb. 07, 2017	-	- New data sheet for SMD type antenna, 1.575GHz application, 3216 series PIFA mode

单击下面可查看定价，库存，交付和生命周期等信息

[>>Yageo\(国巨\)](#)