

# DATA SHEET

## WIRELESS COMPONENTS

Ceramic Patch Antenna  
ANT2525B00FT1575S

GPS

PIN 25x25x4 mm



FEATURES

- High radiation efficiency
- Pin-solder process
- RoHS compliant

APPLICATIONS

- Navigation device
- Telematics box
- Fleet management

ORDERING INFORMATION

All part numbers are identified by the series, packing type, material, size, antenna type, working frequency and packing quantity.

**PART NUMBER**

**ANT 2525 B 00F T 1575S**  
 (1) (2) (3) (4) (5) (6)

---

(1) PRODUCT

ANT = Antenna

---

(2) SIZE

2525 = 25 × 25 mm

---

(3) ANTENNA TYPE

B= Bulk antenna

---

(4) SERIAL NO.

00F

---

(5) PACKING STYLE

T = Tray

---

(6) WORKING FREQUENCY

1575= 1.575 GHz

---

PHYCOMP CTC

---

CAN43934250F1581B

---

I2NC

---

43934250F158

---

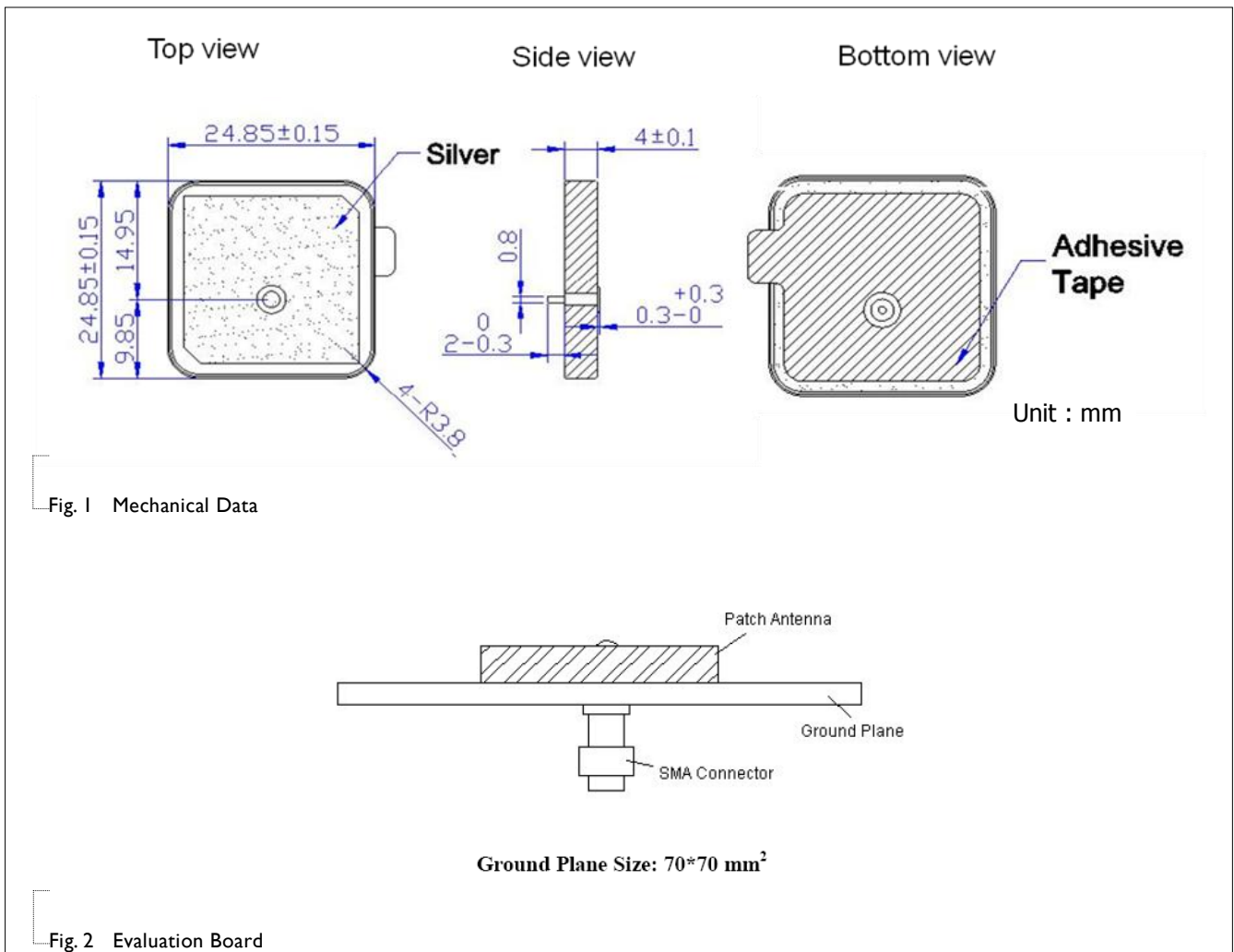
**SPECIFICATION**

Table 1

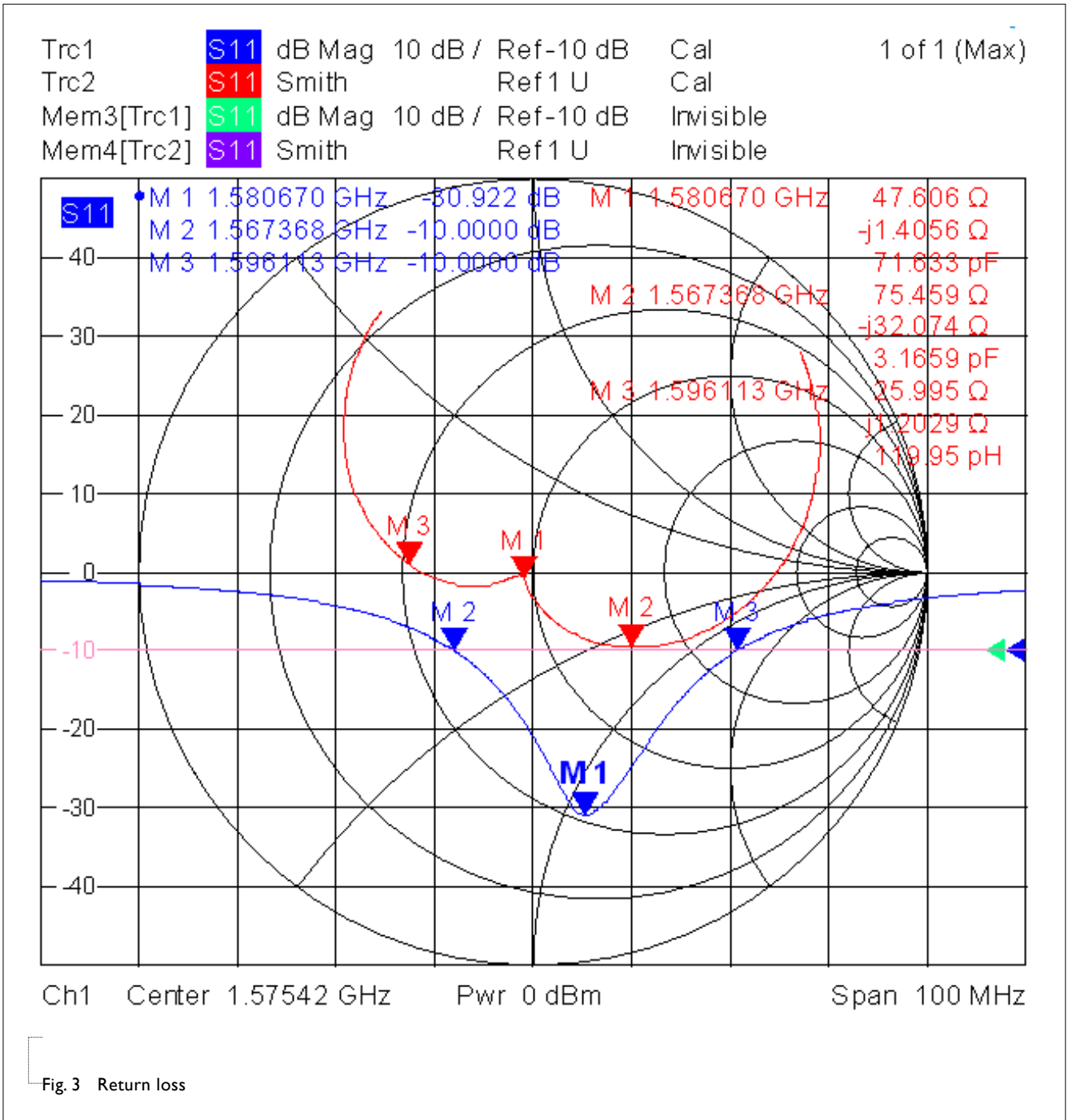
DESCRIPTION	VALUE
Centre Frequency	1580 ± 3MHz
Bandwidth	16 MHz (Typ.)
Gain	5.0 dBic (Typ.)
VSWR	1.5 Max.
Polarization	Right Hand Circular Polarization
Axis Ratio	≤ 3 dB
Beam Width	> 120 degrees
Impedance	50Ω
Operating Temperature	-40~105 °C

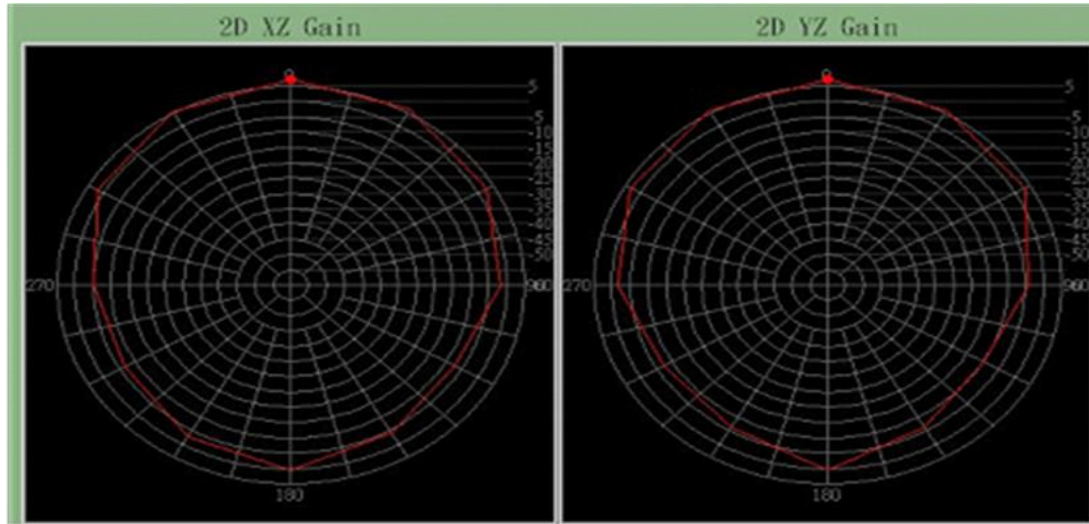
**NOTE**

1. Based on 70×70 mm<sup>2</sup> square ground plane.
2. Centre frequency will be offset to working frequency while changes of customer's housing and ground plane.
3. Please contact local sales if you need customized design to gain optimum antenna performance.



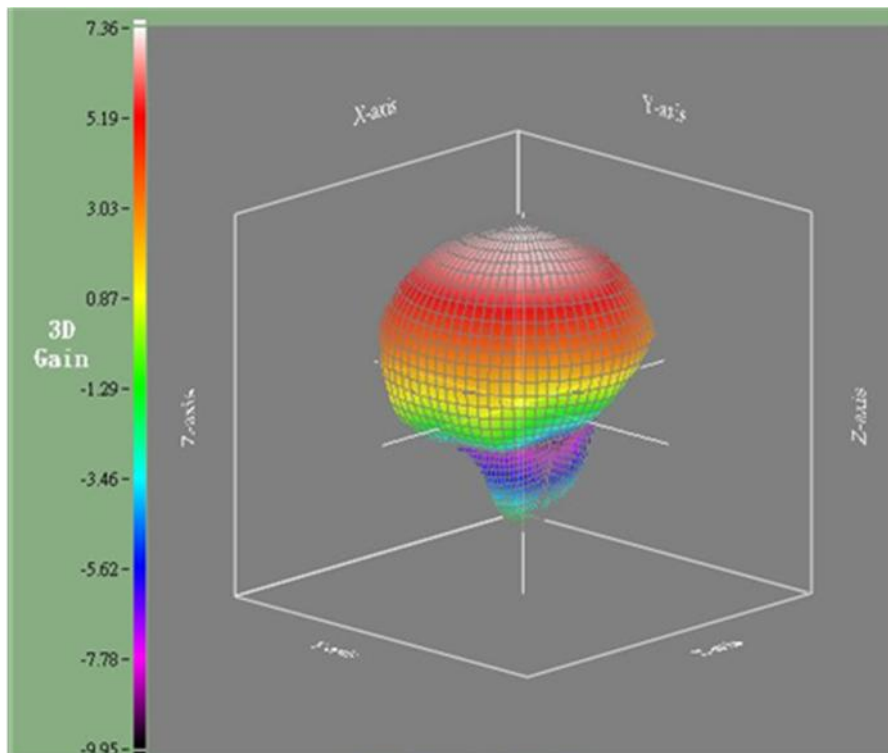
**ELECTRICAL PERFORMANCES**





2D x-z plane pattern

2D y-z plane pattern



3D radiation pattern

Fig. 4 Radiation Pattern (Frequency = 1580MHz)

REVISION HISTORY

REVISION	DATE	CHANGE NOTIFICATION	DESCRIPTION
Version 0	Dec. 30, 2014	-	- New data sheet for Patch antenna, PIN Feed size 25 x 25 x 4 mm

单击下面可查看定价，库存，交付和生命周期等信息

[>>Yageo\(国巨\)](#)