

DATA SHEET

MELF CARBON FILM RESISTORS

High Power
MCP Series

$\pm 2\%$, $\pm 5\%$

1W AND 2W

RoHS compliant & Halogen Free



YAGEO





APPLICATIONS

- All general purpose applications
- Power applications
- Energy meter

FEATURES

- MELF, SMD package
- Excellent pulse withstanding capability
- Ultra miniature size
- Higher power rating
- RoHS compliant & halogen-free

ORDERING INFORMATION

Part number of the power MELF carbon film resistor is identified by the series, power rating, tolerance, packing, temperature coefficient and resistance value.

PART NUMBER

<u>MCP</u>	<u>100</u>	<u>J</u>	<u>R</u>	<u>-</u>	<u>100R</u>
(1)	(2)	(3)	(4)	(5)	(6)

(1) SERIES

MCP Series

(2) POWER RATING

100 = 1W

200 = 2W

(3) TOLERANCE

G = ±2%

- = Based on spec.

J = ±5%

(4) PACKAGING

R = Reel Pack

(5) TEMPERATURE COEFFICIENT OF RESISTANCE

- = Based on spec.

(6) RESISTANCE VALUE

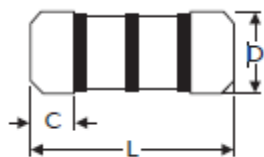
E24 Series value

Example:

1R = 1Ω, 10K = 10,000Ω, 1M = 1,000,000Ω

DIMENSIONS

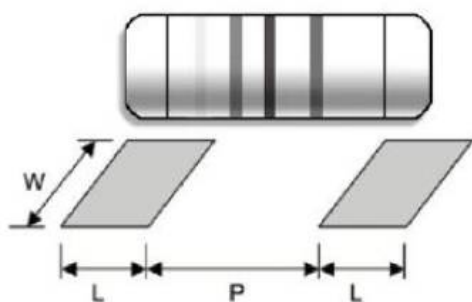
Unit: mm



Ultra Miniature	L	D	C Min.
MCP100	5.9 ± 0.2	2.2 ± 0.1	0.5
MCP200	8.5 ± 1.0	3.0 ± 0.2	0.5

SUGGESTED PAD LAYOUT

Unit: mm



Ultra Miniature	Soldering Mode	L Min.	P	W Min.
MCP100	Reflow	2.0	3.0 ± 0.1	3.0
	Wave	2.5	3.0 ± 0.1	3.0
MCP200	Reflow	2.3	5.5 ± 0.2	4.0
	Wave	2.8	5.5 ± 0.2	4.0

DERATING CURVE

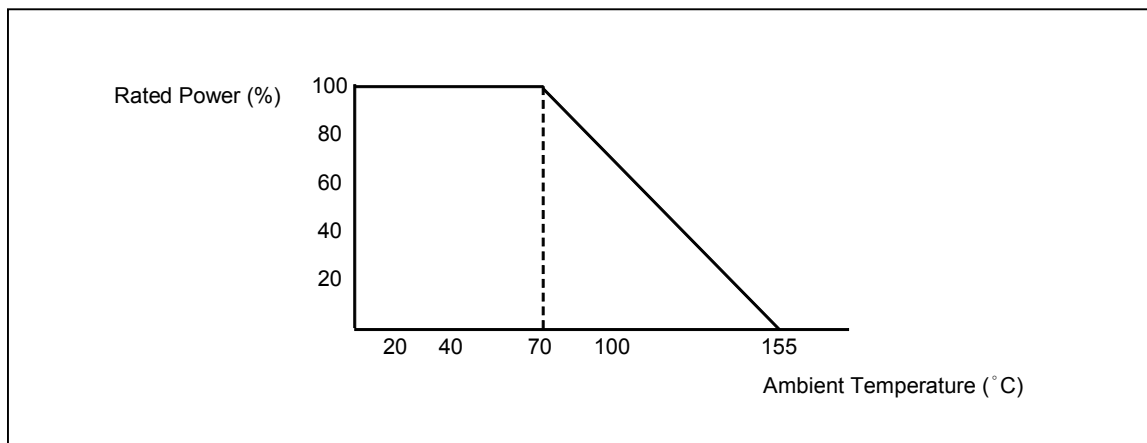


TABLE I TEMPERATURE COEFFICIENT

TYPE	MAX. VALUE OF TEMP. COEFFICIENT PPM/ °C		
	under 10KΩ	11KΩ – 150KΩ	160KΩ – 1MΩ
MCP100, MCP200	-350 ~0	-600 ~0	-1000 ~0

ELECTRICAL CHARACTERISTICS

CHARACTERISTICS	MCP100	MCP200
Power Rating at 70 °C	1W	2W
Maximum Working Voltage	300V	350V
Maximum Overload Voltage	600V	700V
Voltage Proof on Insulation	500V	500V
Resistance Range	1Ω ~ 1MΩ & 0Ω for E24 series value	
Operating Temp. Range	- 55°C to +155°C	
Temperature Coefficient	see Table I	

Note: For resistance value out of above range is by request.

TEST AND REQUIREMENTS

TEST	TEST METHOD	PROCEDURE	APPRAISE
Short Time Overload	IEC 60115-1 4.13	2.5 times RCWV for 5 sec.(Not more than maximum overload voltage)	±1.0%+0.05Ω
Voltage Proof on Insulation	IEC 60115-1 4.7	In V-Block for 60 sec. test voltage as above table	No Breakdown
Temperature Coefficient	IEC 60115-1 4.8	Between -55°C to +155°C	By Type
Insulation Resistance	IEC 60115-1 4.6	In V-Block for 60 sec.	>10,000MΩ
Solderability	IEC 60115-1 4.17	245±5°C for 3±0.5 Sec.	95% Min. coverage
Solvent Resistance of Marking	IEC 60115-1 4.30	IPA for 5±0.5 Min. with ultrasonic	No deterioration of coatings and markings
Periodic-pulse Overload	IEC 60115-1 4.39	4 times RCWV 10,000 cycles (1 Sec. on, 25 Sec.off)	±1.0%+0.05Ω
Damp Heat Steady State	IEC 60115-1 4.24	40±2°C,90-95% RH for 56 days, loaded with 0.1 times RCWV	±5.0%+0.05Ω
Endurance at 70°C	IEC 60115-1 4.25	70±2°C at RCWV(or Umax., whichever less) for 1,000 Hr.(1.5 Hr.on,0.5 Hr. off)	±3.0%+0.05Ω
Temperature Cycling	IEC 60115-1 4.19	➔ -55°C ➔ Room Temp. ➔ +155°C Room Temp.(5 cycles)	±0.75%+0.05Ω
Resistance to Soldering Heat	IEC 60115-1 4.18	260±3°C for 10±1 Sec., immersed to a point 3±0.5mm from the body	±1.0%+0.05Ω

Note:

RCWV (Rated Continuous Working Voltage):

The DC or AC (rms) continuous working voltage corresponding to the rated power is determined by the following formula:

$$V = \sqrt{P \times R}$$

or max. working voltage whichever is less

Where

V=Continuous rated DC or
AC (rms) working voltage (V)

P=Rated power (W)

R=Resistance value (Ω)

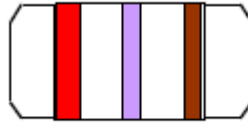
PACKING

TYPE			Unit: piece
Ultra Miniature	Packaging	Quantity Per Reel	
MCP100	7"	2,000	
MCP200	13"	2,500	

MARKING

3-BAND-CODE

±2%, ±5%



COLOR	1st BAND	2nd BAND	MULTIPLIER
BLACK	0	0	1Ω
BROWN	1	1	10Ω
RED	2	2	100Ω
ORANGE	3	3	1KΩ
YELLOW	4	4	10KΩ
GREEN	5	5	100K
BLUE	6	6	1MΩ
VIOLET	7	7	10MΩ
GREY	8	8	0.001Ω
WHITE	9	9	0.0001Ω
GOLD			0.1Ω
SILVER			0.01Ω

REVISION HISTORY

REVISION	DATE	CHANGE NOTIFICATION	DESCRIPTION
Version 0	Aug. 2 , 2021	-	- First issue of this specification

“ Yageo reserves all the rights for revising the content of this datasheet without further notification, as long as the products itse lf are unchanged. Any product change will be announced by PCN.”

LEGAL DISCLAIMER

Yageo, its distributors and agents (collectively, "Yageo"), hereby disclaims any and all liabilities for any errors, inaccuracies or incompleteness contained in any product related information, including but not limited to product specifications, datasheets, pictures and/or graphics. Yageo may make changes, modifications and/or improvements to product related information at any time and without notice.

Yageo makes no representation, warranty, and/or guarantee about the fitness of its products for any particular purpose or the continuing production of any of its products. To the maximum extent permitted by law, Yageo disclaims (i) any and all liability arising out of the application or use of any Yageo product, (ii) any and all liability, including without limitation special, consequential or incidental damages, and (iii) any and all implied warranties, including warranties of fitness for a particular purpose, non-infringement and merchantability.

Yageo statements regarding the suitability of products for certain types of applications are based on Yageo's knowledge of typical operating conditions for such types of applications in a generic nature. Such statements are neither binding statements of Yageo nor intended to constitute any warranty concerning the suitability for a specific customer application or use. They are intended for use only by customers with requisite knowledge and experience for determining whether Yageo products are the correct products for their application or use. In addition, unpredictable and isolated cases of product failure may still occur, therefore, customer application or use of Yageo products which requires higher degree of reliability or safety, shall employ additional protective safeguard measures to ensure that product failure would not result in personal injury or property damage.

Yageo products are not designed for application or use in medical, life-saving, or life-sustaining devices or for any other application or use in which the failure of Yageo products could result in personal injury or death. Customers using or selling Yageo products not expressly indicated for above-mentioned purposes shall do so at their own risk and agree to fully indemnify Yageo and hold Yageo harmless.

Information provided here is intended to indicate product specifications only. Yageo reserves all the rights for revising this content without further notification, as long as products are unchanged. Any product change will be announced by PCN.

单击下面可查看定价，库存，交付和生命周期等信息

[>>Yageo\(国巨\)](#)