

## POS Series Datasheet

Power Metal Oxide Resistors | Axial and SMD Version  
General propose | Flame retardant coating

### ORDERING CODE-Example

New SAP Part Nr.:

<b>POS</b>	<b>200</b>	<b>J</b>	<b>T</b>	<b>-</b>	<b>73-</b>	<b>150R</b>	<b>AA</b>
Serie	Power rating	Tol. F = ±1% G = ±2% J = ±5%	Pack-Code T = Tape on Box R = Tape in Reel	TCR - Base on spec.	Forming type 52- Inner Taping dimension or 73- Inner Taping dimension or 77- Inner Taping dimension ZB- Z version	R Value	Special AA = Standard

Historical VTM Part Nr.:

<b>PO593 - 0</b>	<b>5</b>	<b>T</b>	<b>150R</b>
Type	Tol.	Pack-Code	R Value

<b>RZP3</b>	<b>6720</b>	<b>J</b>	<b>K</b>	<b>-</b>	<b>13</b>	<b>150R</b>
Type	Size	Tol.	K = Blister tape reel	TC	Reel diam.	R Value

### APPLICATIONS

- Automotive
- Charger
- Alternative Energy
- Power Supply
- Home Appliances
- Industrial

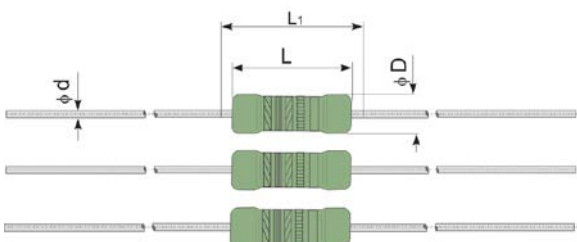
### FEATURES

High power dissipation 4[W]  
"Z" preforming ; Other preforming available  
RoHS & REACH Compliant

### ELECTRICAL SPECIFICATIONS

Type		POS-50	POS100	POS2WS	POS200	POS300	POS400
Historical Part Number	AXIAL	PO596 - 0	PO595 - 0	PO594 - 0	PO593 - 0	PO590 - 0	PO591 - 0
	SMD	-----	RZP5	RZP4	RZP3	RZP0	-----
Nominal Power Rating P <sub>70</sub>	[W]	0,5	1,0	2WS	2,0	3,0	4,0
Resistance Range (Other values upon request)	[Ω]	Min.	1R	R1	R1	R22	R22
		Max.	1M	10M	10M	10M	560K
E-Series		E24 only (E96 1% + E48 2% contact factory)					
Tolerances	±[%]	F = 1% ; J = 5%			G = 2% ; J = 5%		
Temperature Coefficient	±[10 <sup>-6</sup> K <sup>-1</sup> ]	±50 ; ±100 ; ±200 (Depends on the value, please check the table below)					
Working Temperature Range	[°C]	-55 ... +200				-55 ... +250	
Thermal Resistance	[KW <sup>-1</sup> ]	260	130	83	83	93	70
Max. Working Voltage	[V <sub>DC/AC</sub> ]	200	500			750	
Dielectric Withstanding Voltage IEC115-1 clause 4.7 (1[min])	[V] <sub>RMS</sub>	300	500				

### DIMENSIONS [mm]



Type	Historical P/N:	L	L <sub>1 MAX</sub>	ø D	ø d
POS-50	PO596 - 0	3,4 <sup>±0,3</sup>	5,0	1,9 <sup>±0,2</sup>	0,45 <sup>±0,05</sup>
POS100	PO595 - 0	6,3 <sup>±0,5</sup>	8,0	2,4 <sup>±0,2</sup>	0,60 <sup>-0,1</sup>
POS2WS	PO594 - 0	9,0 <sup>±0,5</sup>	11,0	3,9 <sup>±0,3</sup>	0,60 <sup>-0,1</sup>
POS200	PO593 - 0	11,5 <sup>±1,0</sup>	14,0	4,5 <sup>±0,5</sup>	0,80 <sup>±0,05</sup>
POS300	PO590 - 0	16,5 <sup>-1,5</sup>	20,0	6,0 <sup>-0,5</sup>	0,80 <sup>±0,05</sup>
POS400	PO591 - 0	20,0 <sup>-1,0</sup>	24,0	9,0 <sup>-0,5</sup>	0,80 <sup>±0,05</sup>

# POS Series Datasheet

## PERFORMANCE DATE

Type		POS-50	POS100	POS2WS	POS200	POS300	POS400
Historical Part Number	AXIAL	PO596 - 0	PO595 - 0	PO594 - 0	PO593 - 0	PO590 - 0	PO591 - 0
	SMD	-----	RZP5	RZP4	RZP3	RZP0	-----
Derating Linear	[°C]	70...200 (0W)			70...250 (0W)		
Climatic Category		55/200/56					
Failure Rate <i>(Total, <math>\vartheta_{\theta}</math>, max, 60[%] cont. lev.)</i>	[10 <sup>-9</sup> h <sup>-1</sup> ]	< 10					
Endurance <i>IEC60115-1 clause 4.25 (P<sub>70</sub>, @ 70[°C], 1000[h])</i>	±[%]	2,0			1,5		
Damp Heat, Steady State <i>IEC60115-1 clause 4.24 (40[°C], 93[% r.h.], 56[d])</i>	±[%]	2,0			1,5		
Climatic Sequence <i>IEC60115-1 clause 4.23 (260<sup>±5</sup>[°C], 10<sup>±1</sup>[s])</i>	±[%]	1,0					
Resistance to Soldering Heat <i>IEC60115-1 clause 4.18 (260<sup>±5</sup>[°C], 3,5<sup>±1</sup>[s])</i>	±[%]	0,25					
Surge Test <i>IEC61000-4-5</i>	±[%]	2,0					
Terminal Strength	±[%]	0,3					
Terminal Tensile Strength	[N]	24,5			50		
Solderability <i>IEC60068-2-20 (260<sup>±5</sup>[°C] 3<sup>±0,5</sup>[s])</i>		Solder bath method (> 95% coverage)					
Current Noise <i>IEC60195</i>	[db]	R <15K: -15 R>: 15 +10 /decade					
Nonlinearity <i>IEC60440</i>	[db]	R <15K: 110 R> 15 K: 110 -20 /decade					
Marking <i>IEC60062</i>		Color code				Printed in clear	

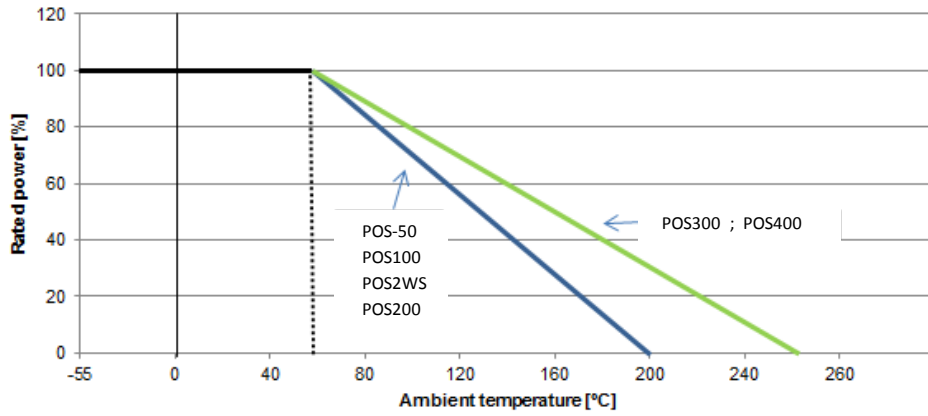
## TEMPERATURE COEFFICIENT

New P/Nr. Type	Historical P/N:	TCR	Tolerance	Resistance range
POS-50	PO596 - 0	± 100 ppm/K	± 5%	1R ... 1M
		± 50 ppm/K	± 1%	
POS100	PO595 - 0	± 100 ppm/K	± 5%	0R1 ... 10M
		± 50 ppm/K	± 1%	1R ... 1M
POS2WS	PO594 - 0	± 100 ppm/K	± 5%	0R1 ... 10M
		± 50 ppm/K	± 1%	1R ... 1M
POS200	PO593 - 0	± 200 ppm/K	± 5%	0R22 ... 10M
			± 2%	1R ... 1M
POS300	PO590 - 0	± 200 ppm/K	± 5%	0R22 ... 560K
			± 2%	1R ... 100K
POS400	PO591 - 0	± 200 ppm/K	± 5%	0R22 ... 100K
			± 2%	1R ... 68K

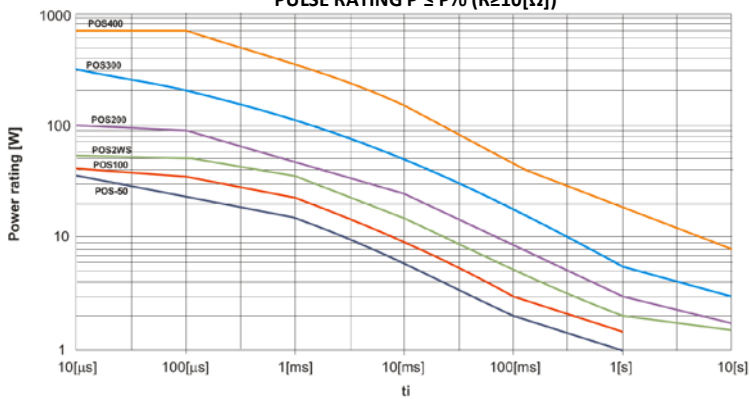
## POS Series Datasheet

### PERFORMANCE GRAPH'S

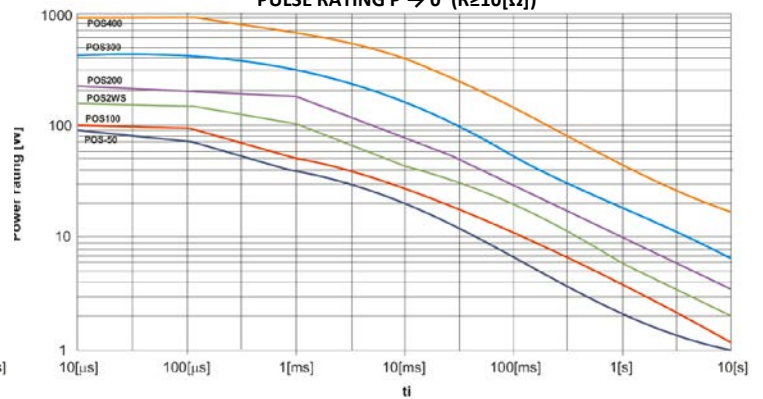
#### DERATING



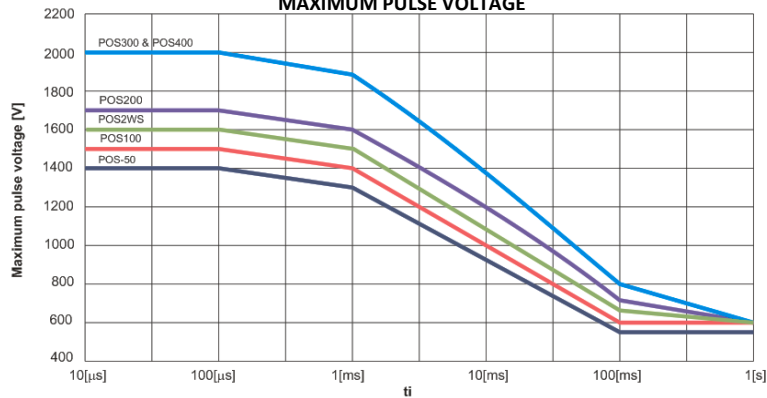
#### PULSE RATING $P \leq P_{70}$ ( $R \geq 10[\Omega]$ )



#### PULSE RATING $P \rightarrow 0$ ( $R \geq 10[\Omega]$ )



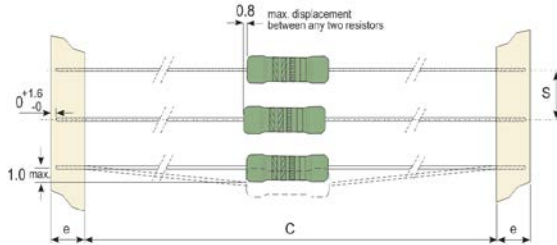
#### MAXIMUM PULSE VOLTAGE



## POS Series Datasheet

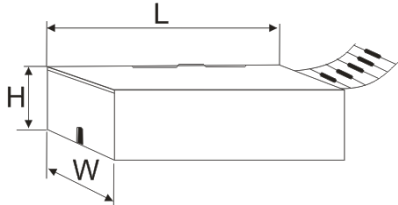
### PACKAGING

The standard packaging for POS in axial type is taped, dimensions below.



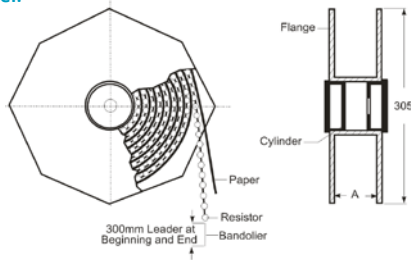
Type	Historical P/N:	Pack Code	Forming Type (Inner Taping dim.)	C	S	e
POS-50	PO596 - 0	T = Taped Ammo pack or R = Taped in Reel	52-	52	5	6
POS100	PO595 - 0			52	5	6
POS2WS	PO594 - 0			52	5	6
POS200	PO593 - 0		73-	73	5	6
POS300	PO590 - 0		77-	77	10	9
POS400	PO591 - 0			77	10	9

#### Tape on Box:



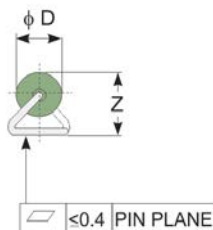
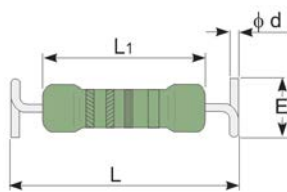
Type	Historical P/N:	Pack Code	Pieces	Box dimensions		
				W	H	L
POS-50	PO596 - 0	T = Taped Ammo pack	5000	81	70	260
POS100	PO595 - 0		5000	81	104	260
POS2WS	PO594 - 0		1000	73	45	258
POS200	PO593 - 0		1000	103	78	260
POS300	PO590 - 0		1000	115	93	405
POS400	PO591 - 0		500	118	110	412

#### Tape in Reel:

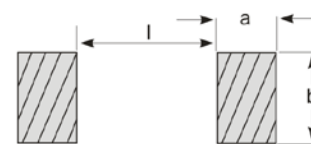


Type	Historical P/N:	Pack Code	Pieces	Across Flange (A)
POS-50	PO596 - 0	R = Taped in Reel	5000	72
POS100	PO595 - 0		5000	
POS2WS	PO594 - 0		2500	
POS200	PO593 - 0		2000	95
POS300	PO590 - 0		1500	105
POS400	PO591 - 0		1000	

### SMD LEAD CONFIGURATIONS




#### SOLDER PAD



Type	Historical P/N	Size	L	L <sub>1</sub>	Ø D	Ø d	E	Z max	l	a	b
POS100	RZP5	5315	13,4±0,5	6,3 <sup>±0,5</sup>	2,4 <sup>±0,2</sup>	0,60	5,0±0,5	7,0	10	10	10
POS2WS	RZP4	5315		9,0 <sup>±0,5</sup>	3,9 <sup>±0,3</sup>	0,60					
POS200	RZP3	6720	17,0±1,0	11,5 <sup>±1,0</sup>	4,5 <sup>±0,5</sup>	0,80		7,5	14		
POS300	RZP0	8424	20,9±1,0	16,5 <sup>-1,5</sup>	6,0 <sup>-0,5</sup>	0,80		8,0	16		

## POS Series Datasheet



Type	A0	B0	W	D1	P	T2
POS100 POS2WS	5,0	13,7	24	2,0	8	7,2
POS200	5,7	16,7	24	2,0	8	7,6
POS300	6,0	21,4	32	2,0	12	8,1

Type	W1	W2	N	A
POS100 POS2WS	25,4	29,5	90	330
POS200				
POS300	33,4	37,4	100	380

Type	Packaging	Pieces
POS100 POS2WS	13(inch) Blister tape	1000
POS200		
POS300	15(inch) Blister tape	

### Ordering Code for SMD :

POS	200	J	K	-	ZB-	150R	AA
Serie	Power rating	Tol.	Pack-Code	TCR	Forming type	R Value	Special
		J = ±5%	K = Blister Tape Reel	- Base on spec.	ZB- Z version		AA = Standard

## ALTERNATIVE LEAD CONFIGURATIONS

This type POS is also available in a different pre-forming, as shown below, other's upon request.

### THOUGH HOLE VERSION

<b>Axial Goal Post (AG-)</b>	<b>Axial Goal Post Kink (AK-)</b>	<b>Radial (RD-)</b>	<b>Radial 2 Kink (RK-)</b>

单击下面可查看定价，库存，交付和生命周期等信息

[>>Yageo\(国巨\)](#)