

Surface Mount Schottky Rectifier



Features

- Low profile package
- Ideal for automated placement
- Guardring for overvoltage protection
- Low power losses, high efficiency
- High forward surge capability
- Meets MSL level 1, per J-STD-020, LF maximum peak of 260 °C

Typical Applications

For use in low voltage high frequency inverters, Freewheeling, DC/DC converters, and polarity protection Applications.



Mechanical Data

- **Package:** SMAF
Molding compound meets UL 94 V-0 flammability rating, RoHS-compliant, halogen-free
- **Terminals:** Tin plated leads, solderable per J-STD-002 and JESD22-B102
- **Polarity:** Cathode line denotes the cathode end

■Maximum Ratings (Ta=25°C Unless otherwise specified)

PARAMETER	SYMBOL	UNIT	S22F	S23F	S24F	S25F	S26F	S28F	S210F	S215F	S220F
Device marking code			S22F	S23F	S24F	S25F	S26F	S28F	S210F	S215F	S220F
Repetitive peak reverse voltage	VRRM	V	20	30	40	50	60	80	100	150	200
Average rectified output current @60Hz sine wave, Resistance load, Ta (FIG.1)	IO	A	2.0								
Surge(non-repetitive)forward current @60HZ Half-sine wave, 1 cycle, Tj=25°C	IFSM	A	50								
Storage temperature	Tstg	°C	-55 ~+150								
Junction temperature	Tj	°C	-55~+125				-55 ~+150				

■Electrical Characteristics (Ta=25°C Unless otherwise specified)

PARAMETER	SYMBOL	UNIT	TEST CONDITIONS	S22F	S23F	S24F	S25F	S26F	S28F	S210F	S215F	S220F
Maximum instantaneous forward voltage drop per diode	VF	V	IFM=2.0A	0.50			0.70		0.85		0.90	
Maximum DC reverse current at rated DC blocking voltage per diode @ VRM=VRRM	IR	mA	Ta=25°C	0.50				0.10				
			Ta=100°C	10				5				

Note1:Pulse test:300uS pulse width,1% duty cycle

Note2:Pulse test:pulse width 40mS



S22F THRU S220F

■ Thermal Characteristics (T_a=25°C Unless otherwise specified)

PARAMETER	SYMBOL	UNIT	S22F	S23F	S24F	S25F	S26F	S28F	S210F	S215F	S220F
Thermal Resistance	R _{θJ-A} ⁽¹⁾	°C/W	65 ⁽¹⁾								
	R _{θJ-L} ⁽¹⁾		25 ⁽¹⁾								

Note:
 (1) Thermal resistance from junction to ambient and from junction to lead mounted on P.C.B. with 0.2" x 0.2" (5.0 mm x 5.0 mm) copper pad areas

■ Characteristics (Typical)

FIG1: I_o-T_L Curve

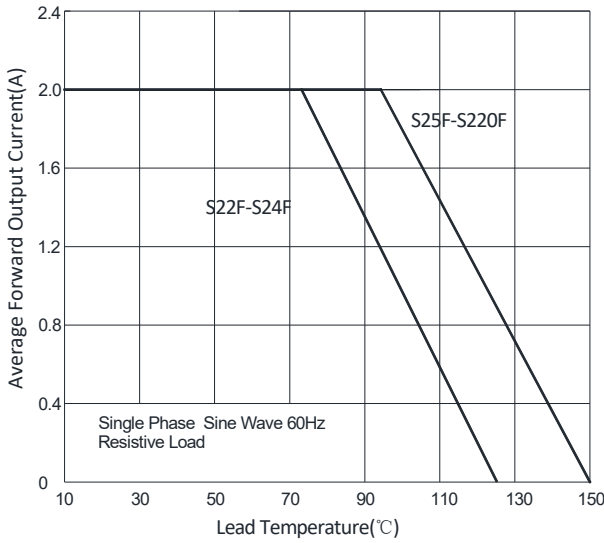


FIG2: Surge Forward Current Capability

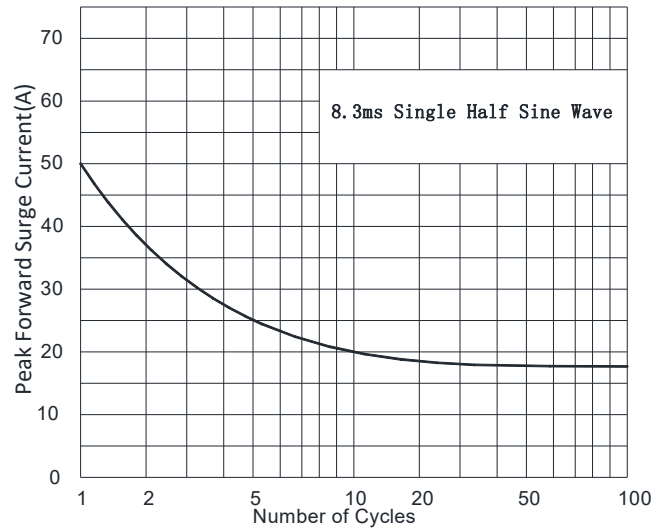


FIG3: Forward Voltage

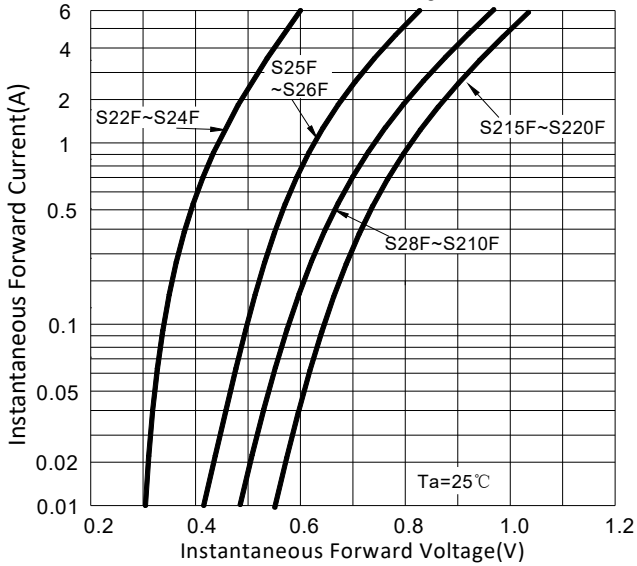
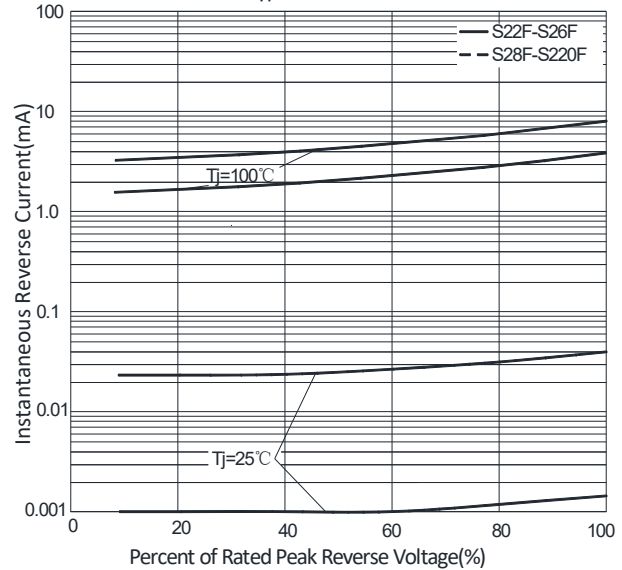


FIG4: Typical Reverse Characteristics



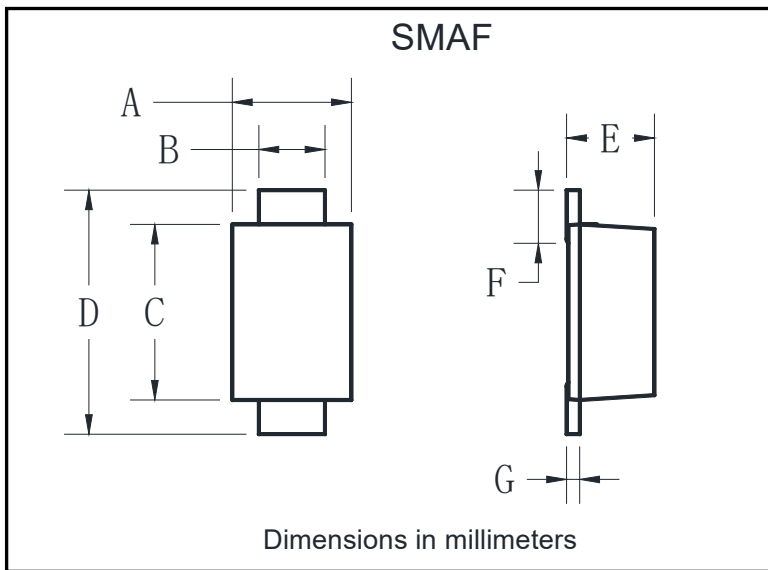


S22F THRU S220F

■ Ordering Information (Example)

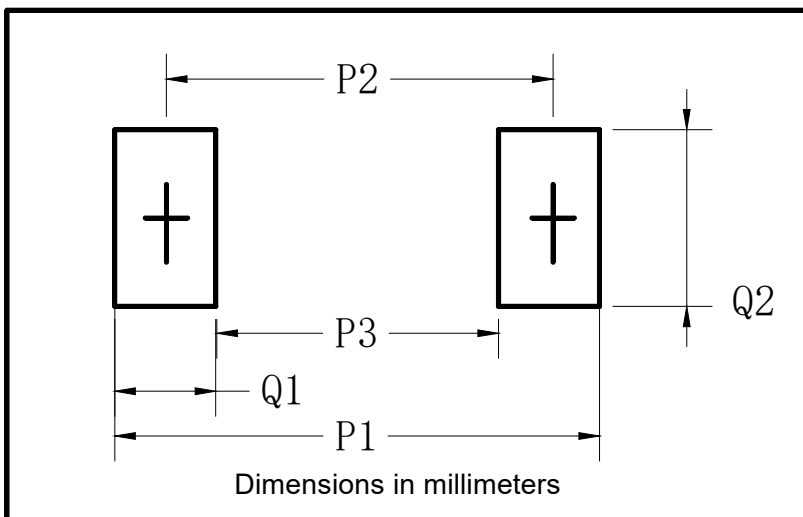
PREFERRED P/N	PACKING CODE	UNIT WEIGHT(g)	MINIMUM PACKAGE(pcs)	INNER BOX QUANTITY(pcs)	OUTER CARTON QUANTITY(pcs)	DELIVERY MODE
S22F-S220F	F1	Approximate 0.034	3000	24000	96000	7" reel
S22F-S220F	F2	Approximate 0.034	10000	20000	160000	13" reel
S22F-S220F	F3	Approximate 0.034	10000	20000	120000	13" reel
S22F-S220F	F4	Approximate 0.034	7500	15000	120000	13" reel

■ Outline Dimensions



SMAF		
Dim	Min	Max
A	2.40	2.80
B	1.35	1.45
C	3.40	3.60
D	4.40	4.80
E	1.05	1.25
F	0.50	1.00
G	0.15	0.22

■ Suggested pad layout



SMAF	
Dim	Millimeters
P1	6.50
P2	4.00
P3	1.50
Q1	2.50
Q2	1.70



S22F THRU S220F

Disclaimer

The information presented in this document is for reference only. Yangzhou Yangjie Electronic Technology Co., Ltd. reserves the right to make changes without notice for the specification of the products displayed herein to improve reliability, function or design or otherwise.

The product listed herein is designed to be used with ordinary electronic equipment or devices, and not designed to be used with equipment or devices which require high level of reliability and the malfunction of which would directly endanger human life (such as medical instruments, transportation equipment, aerospace machinery, nuclear-reactor controllers, fuel controllers and other safety devices), Yangjie or anyone on its behalf, assumes no responsibility or liability for any damages resulting from such improper use of sale.

This publication supersedes & replaces all information previously supplied. For additional information, please visit our website [http:// www.21yangjie.com](http://www.21yangjie.com) , or consult your nearest Yangjie's sales office for further assistance.

单击下面可查看定价，库存，交付和生命周期等信息

[>>Yangjie\(扬杰\)](#)