

**ULTRAFST RECOVERY RECTIFIERS**
**Reverse Voltage -1200 V**
**Forward Current - 15 A**
**FEATURES**

- ◆High speed switching capability
- ◆High current capability
- ◆High forward surge capability
- ◆Low power losses · High efficiency
- ◆For use in low voltage, high frequency inverters
- ◆Lead free in comply with EU RoHS 2011/65/EU directives

**MECHANICAL DATA**

- ◆Case: TO-220AC TO-220FAC TO-263/DC
- ◆Solder bath temperature 275°C maximum, 10s per JESD22-106

**Primary Characteristic**

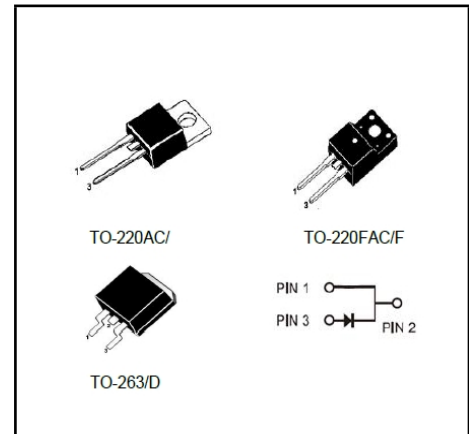
<b>I<sub>o</sub></b>	<b>15A</b>
<b>V<sub>RRM</sub></b>	<b>1200V</b>
<b>I<sub>FSM</sub></b>	<b>160A</b>
<b>V<sub>F</sub></b>	<b>1.62V</b>
<b>T<sub>J</sub> Max</b>	<b>150°C</b>

**Maximum Ratings (Per Leg) at Ta=25°C unless otherwise specified**

Parameter	Symbols	Value	Units
Maximum Repetitive Peak Reverse Voltage	<b>V<sub>RRM</sub></b>	1200	<b>V</b>
Maximum RMS voltage	<b>V<sub>RMS</sub></b>	840	<b>V</b>
Maximum DC Blocking Voltage	<b>V<sub>DC</sub></b>	1200	<b>V</b>
Maximum Average Forward Rectified Current	<b>I<sub>o</sub></b>	15	<b>A</b>
Peak Forward Surge Current, 8.3ms Single Half Sine-wave	<b>I<sub>FSM</sub></b>	160	<b>A</b>
Operating Temperature Range	<b>T<sub>J</sub></b>	-40 ~ +150	<b>°C</b>
Storage Temperature Range	<b>T<sub>STG</sub></b>	-40 ~ +150	<b>°C</b>
Typical Thermal Resistance (Note1) TO-220AC TO-263 TO-220FAC	<b>R<sub>θJA</sub>/ R<sub>θJC</sub></b>	2/4	<b>°C/W</b>

**Note1: Thermal resistance from Junction to case per leg mounted on heatsink.**
**Electrical Characteristics (Per Leg) unless otherwise specified**

Characteristics	Symbols	Value		Units
		Typ	Max	
Forward Voltage Drop(Note2)	<b>V<sub>F</sub></b>	1.41	-	<b>V</b>
at I <sub>F</sub> =3A				
		TA=125°C		
at I <sub>F</sub> =5A		TA=25°C		
		TA=125°C		
at I <sub>F</sub> =15A		TA=25°C	2.03	
	TA=125°C	1.62	-	
Maximum Reverse Current at V <sub>R</sub> 1200V	<b>I<sub>R</sub></b>	0.10	1	<b>uA</b>
		30	-	<b>uA</b>
Maximum Reverse Recovery Time at I <sub>F</sub> =0.5A, I <sub>R</sub> =1A, I <sub>RR</sub> =0.25A	<b>T<sub>RR</sub></b>	-	50	<b>nS</b>

**Note2: Pulse test: 300 μs pulse width, 1 % duty cycle**


**RATINGS AND CHARACTERISTIC CURVES**

FIG. 1 MAXIMUM FORWARD CURRENT DERATING CURVE

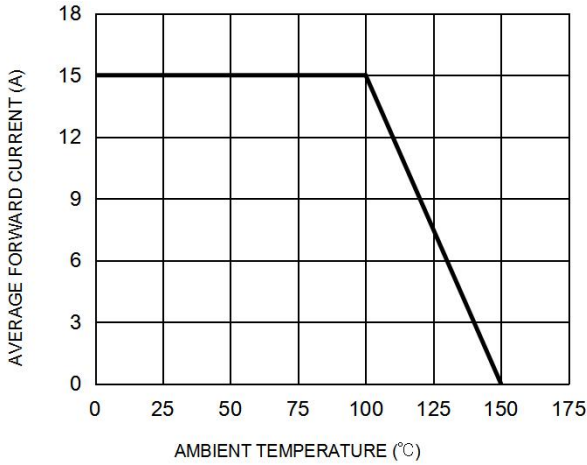


FIG. 2 MAXIMUM NON-REPETITIVE FORWARD SURGE CURRENT PER LEG

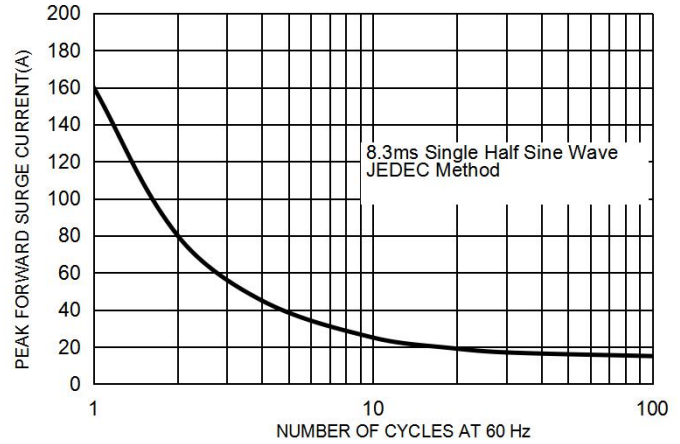


FIG. 3 TYPICAL FORWARD CHARACTERISTICS PER LEG

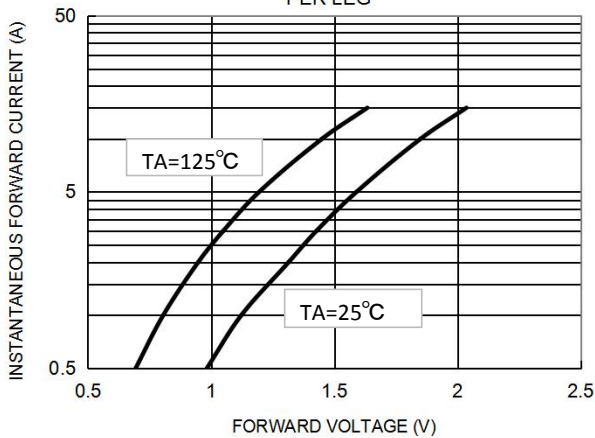
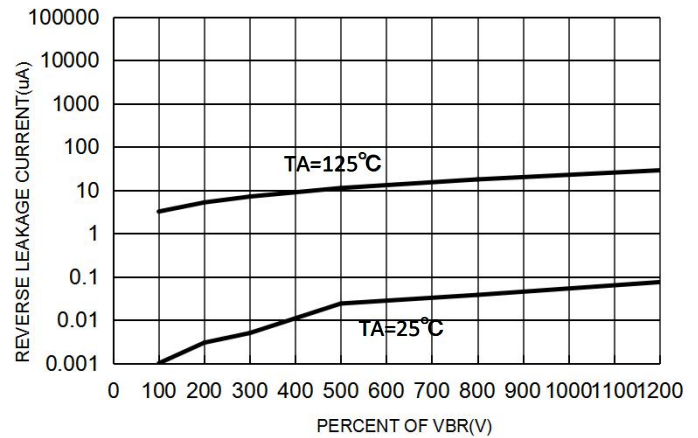
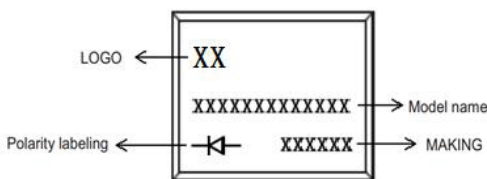


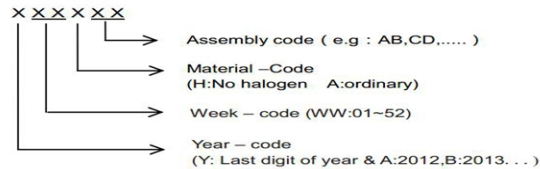
FIG. 4 TYPICAL REVERSE CHARACTERISTICS PER LEG



**Marking on the body**



**MAKING:**



**Ordering information**

Part Number	Package	Unit Weight	Base Quantity	Delivery mode
MUR15120AC	TO-220AC	0.067oz(1.9g)	50 pcs / tube	1000pcs/box 5000pcs/carton
MUR15120FAC	TO-220FAC	0.06oz(1.7g)	50 pcs / tube	1000pcs/box 5000pcs/carton
MUR15120DC-G	TO-263	0.04oz(1.16g)	50 pcs / tube	1000pcs/box 5000pcs/carton
MUR15120DC	TO-263	0.04oz(1.16g)	800 pcs / reel	1600pcs/box 4000pcs/carton

Note: For Halogen Free molding compound, add "H" suffix to part number above.

Package Outline Dimensions millimeters

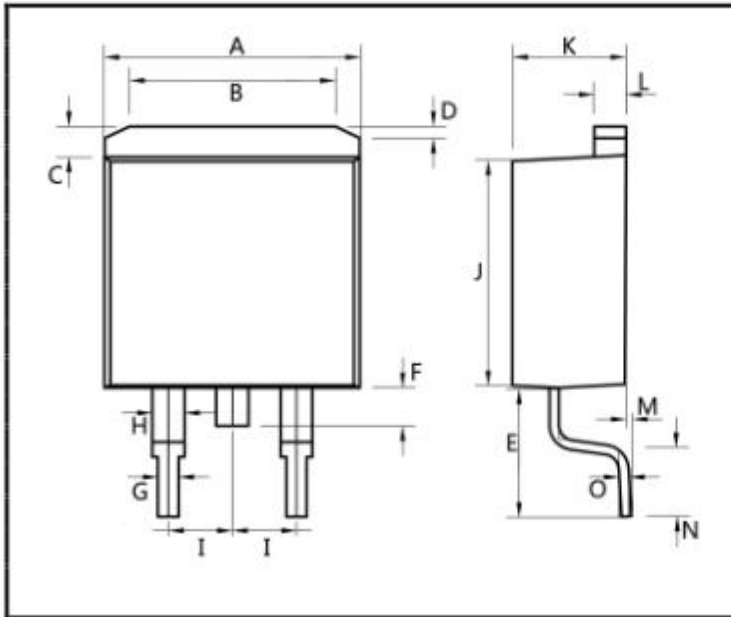
TO-220AC

Dim.	Min.	Max.
A	10.15	10.35
B	2.65	2.95
C	3.70	3.90
D	28.5	29.5
E	1.3	1.45
F	1.4	1.6
G	2.9	3.3
H	15.0	16.0
I	0.38	0.42
J	4.45	4.55
K	1.25	1.35
L	6.35	6.55
M	Typ 5.08	
N	Typ 2.54	
O	0.76	0.84
P	3.1	3.3
All Dimensions in millimeter		

TO-220FAC

Dim.	Min.	Max.
A	9.95	10.25
B	2.95	3.25
C	1.25	1.45
D	12.95	13.25
E	0.50	0.65
F	3.1	3.3
G	1.30	1.45
H	Typ 2.54	
I	Typ 5.08	
J	4.60	4.75
K	2.50	2.65
L	6.35	6.55
M	15.4	16.0
N	2.75	3.05
O	0.48	0.52
P	1.4	1.60
Q	0.76	0.84
All Dimensions in millimeter		

TO-263



Dim.	Min.	Max.
A	10.1	10.2
B	7.4	7.6
C	1.3	1.5
D	0.55	0.75
E	5.0	6.0
F	1.4	1.6
G	0.78	0.86
H	1.2	1.3
I	Typ 2.54	
J	8.4	8.6
K	4.45	4.55
L	1.25	1.35
M	0.02	0.1
N	2.4	2.8
O	0.36	0.40

All Dimensions in millimeter

单击下面可查看定价，库存，交付和生命周期等信息

[>>YFW\(佑风微\)](#)