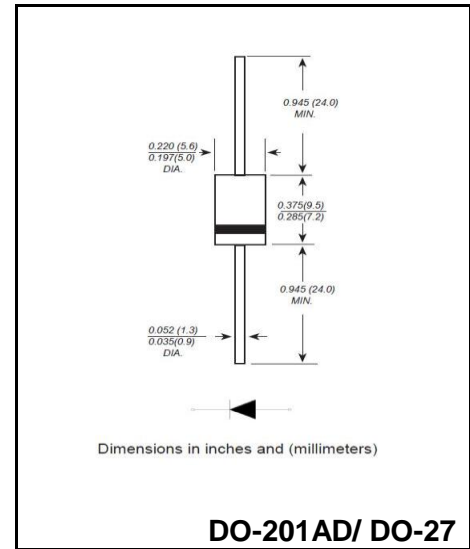


**Schottky Barrier Rectifiers**
**Reverse Voltage - 20 to 200 V**
**Forward Current - 3 A**
**FEATURES**

- ◆ Guardring for overvoltage protection
- ◆ Low reverse leakage
- ◆ High forward surge current capability
- ◆ High temperature soldering guaranteed  
250°C /10 seconds at terminals
- ◆ Lead free in comply with EU RoHS 2011/65/EU directives

**MECHANICAL DATA**

- ◆ Case: DO-201AD/ DO-27
- ◆ Terminals: Solderable per MIL-STD-750, Method 2026
- ◆ Approx. Weight: 0.98 g / 0.0345oz


**Maximum Ratings and Electrical characteristics**

Ratings at 25 °C ambient temperature unless otherwise specified.

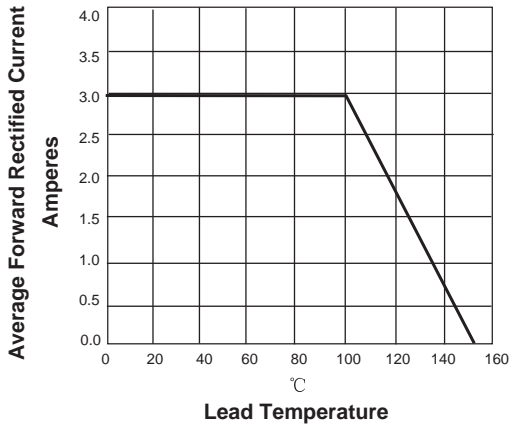
Single phase half-wave 60 Hz, resistive or inductive load, for capacitive load current derate by 20 %.

Parameter	Symbols	SB320	SB340	SB360	SB380	SB3100	SB3150	SB3200	Units
Maximum Repetitive Peak Reverse Voltage	$V_{RRM}$	20	40	60	80	100	150	200	V
Maximum RMS voltage	$V_{RMS}$	14	28	42	56	70	105	140	V
Maximum DC Blocking Voltage	$V_{DC}$	20	40	60	80	100	150	200	V
Maximum Average Forward Rectified Current at $T_c = 100\text{ }^\circ\text{C}$	$I_{F(AV)}$	3.0							A
Peak Forward Surge Current 8.3 ms Single Half Sine Wave Superimposed on Rated Load	$I_{FSM}$	80.0							A
Maximum Instantaneous Forward Voltage at 3.0A	$V_F$	0.55	0.70	0.85	0.95				V
Maximum DC Reverse Current $T_a = 25\text{ }^\circ\text{C}$ at Rated DC Blocking Voltage $T_a = 125\text{ }^\circ\text{C}$	$I_R$	0.5 50			0.05 10			mA	
Typical Thermal Resistance	$R_{\theta JA}$	55							$^\circ\text{C/W}$
Operating junction temperature range	$T_j$	-55 ~ +150							$^\circ\text{C}$
Storage Temperature Range	$T_{stg}$	-55 ~ +150							$^\circ\text{C}$

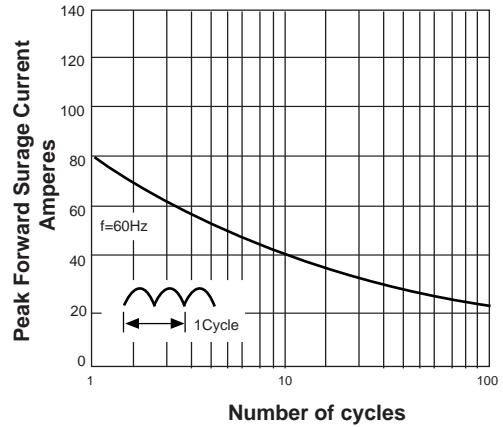
(1) Measured at 1 MHz and applied reverse voltage of 4 V D.C

**Ratings And Characteristic Curves**

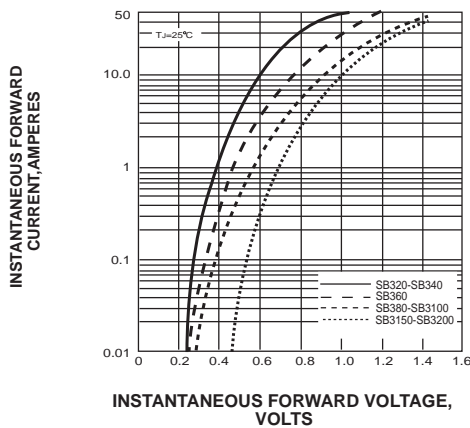
**FIG. 1- DERATING CURVE OUTPUT RECTIFIED CURRENT**



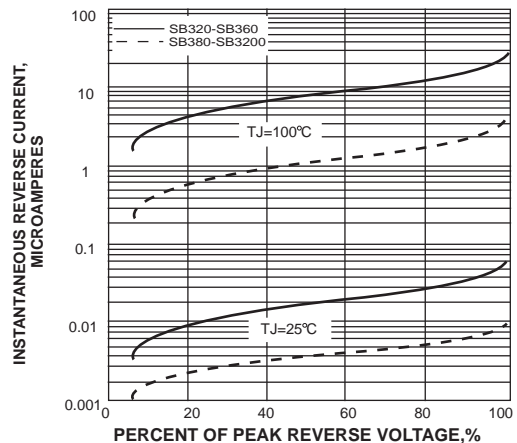
**FIG. 2-MAXIMUM NON-REPETITIVE PEAK FORWARD SURGE CURRENT PERLEG**



**FIG. 3-TYPICAL FORWARD VOLTAGE CHARACTERISTICS**



**FIG. 4-TYPICAL REVERSE LEAKAGE CHARACTERISTICS**



**Package Outline DO-201AD(DO-27)**



DIMENSIONS					
DIM	INCHES		MM		NOTE
	MIN	MAX	MIN	MAX	
A	---	.370	---	9.50	
B	---	.250	---	6.40	
C	.048	.052	1.20	1.30	
D	1.000	---	25.40	---	

**Summary of Packing Options**

Package	Packing Description	Packing Quantity	Industry Standard
DO-201AD(DO-27)	BOX	250/1000/1250	EIA-481-1

单击下面可查看定价，库存，交付和生命周期等信息

[>>YFW\(佑风微\)](#)