

## ULTRAFAST RECOVERY RECTIFIERS

**Reverse Voltage - 400 V**

**Forward Current - 10 A**

### FEATURES

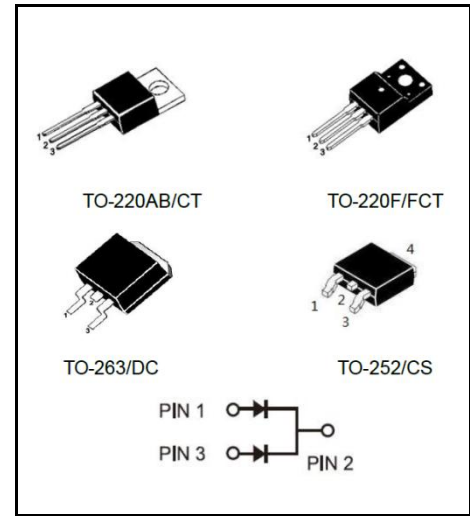
- ◆ Very low forward voltage
- ◆ High current capability
- ◆ High forward surge capability
- ◆ Low power losses, High efficiency
- ◆ Guarding for over voltage protection
- ◆ Lead free in comply with EU RoHS 2011/65/EU directives

### MECHANICAL DATA

- ◆ Case: TO-220AB/CT TO-220F/FCT TO-263/DC TO-252/CS
- ◆ Solder bath temperature 275°C maximum, 10s per JESD22-106

### Primary Characteristic

<b>I<sub>o</sub></b>	<b>2*5A</b>
<b>V<sub>RRM</sub></b>	<b>400V</b>
<b>I<sub>FSM</sub></b>	<b>160A</b>
<b>V<sub>F</sub></b>	<b>1.15V</b>
<b>T<sub>J</sub> Max</b>	<b>150°C</b>



### Maximum Ratings (Per Leg) at Ta=25°C unless otherwise specified

Parameter	Symbols	Value	Units
Maximum Repetitive Peak Reverse Voltage	<b>V<sub>RRM</sub></b>	400	<b>V</b>
Working Peak Reverse Voltage	<b>V<sub>RWM</sub></b>	280	<b>V</b>
Maximum DC Blocking Voltage	<b>V<sub>DC</sub></b>	400	<b>V</b>
Maximum Average Forward Rectified Current	Per Leg	5	<b>A</b>
	Total	10	
Peak Forward Surge Current, 8.3ms Single Half Sine-wave	<b>I<sub>FSM</sub></b>	50	<b>A</b>
Operating Temperature Range	<b>T<sub>J</sub></b>	150	<b>°C</b>
Storage Temperature Range	<b>T<sub>STG</sub></b>	-40 ~ +150	<b>°C</b>
Typical Thermal Resistance <sup>(Note1)</sup> TO-220AB,TO-263 TO-220F	<b>R<sub>θJA</sub> R<sub>θJC</sub></b>	2/4	<b>°C/W</b>

**Note1: Thermal resistance from Junction to case per leg mounted on heatsink.**

### Electrical Characteristics (Per Leg) unless otherwise specified

Characteristics	Symbols	Value		Units		
		Typ	Max			
Forward Voltage Drop(Note2) at I <sub>F</sub> =2A	<b>V<sub>F</sub></b>	TA=25°C	1.01	-	<b>V</b>	
		TA=125°C	0.87	-		
		at I <sub>F</sub> =3A	TA=25°C	1.08		-
			TA=125°C	0.95		-
		at I <sub>F</sub> =5A	TA=25°C	1.15		1.39
			TA=125°C	1.05		-
Maximum Reverse Current at V <sub>R</sub> =400V	<b>I<sub>R</sub></b>	TA=25°C	0.1	1	<b>uA</b>	
		TA=125°C	10	-	<b>uA</b>	
Maximum Reverse Recovery Time at I <sub>F</sub> =0.5A, I <sub>R</sub> =1A, I <sub>RR</sub> =0.25A	<b>T<sub>rr</sub></b>	-	35	<b>nS</b>		

**Note2: Pulse test: 300 μs pulse width, 1 % duty cycle**

**RATINGS AND CHARACTERISTIC CURVES**

FIG.1 MAXIMUM FORWARD CURRENT DERATING CURVE

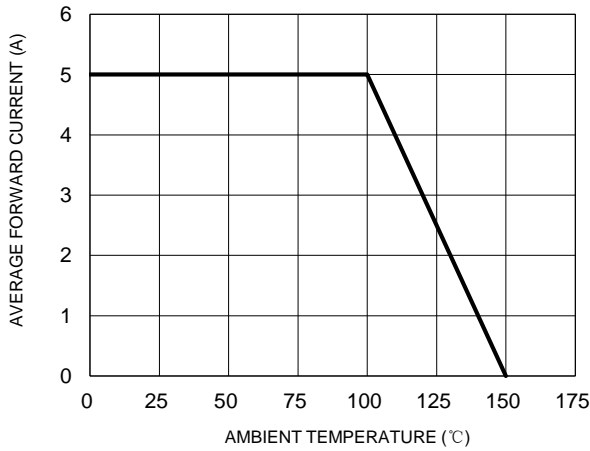


FIG. 2 MAXIMUM NON-REPETITIVE FORWARD SURGE CURRENT PER LEG

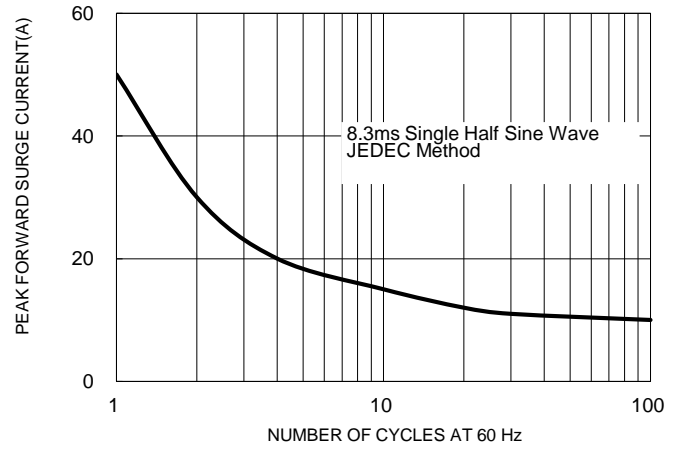


FIG. 3 TYPICAL FORWARD CHARACTERISTICS PER LEG

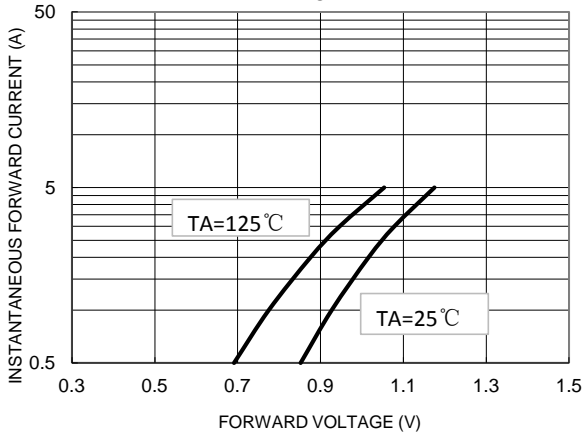
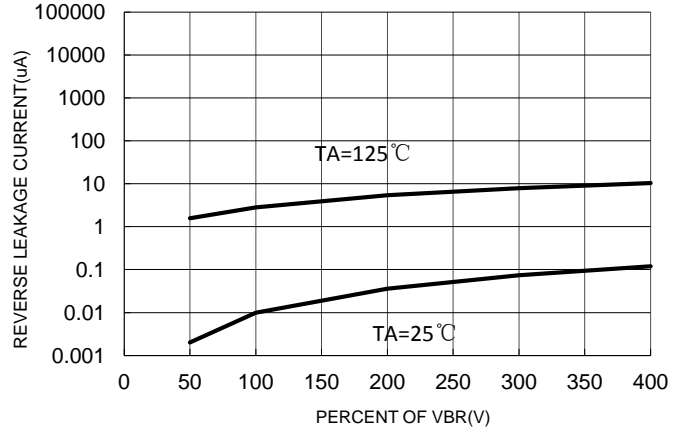
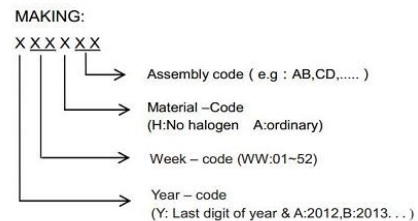
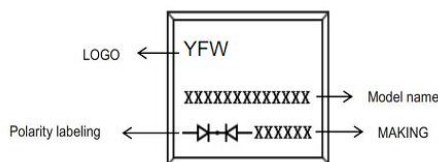


FIG. 4 TYPICAL REVERSE CHARACTERISTICS PER LEG



**Marking on the body**



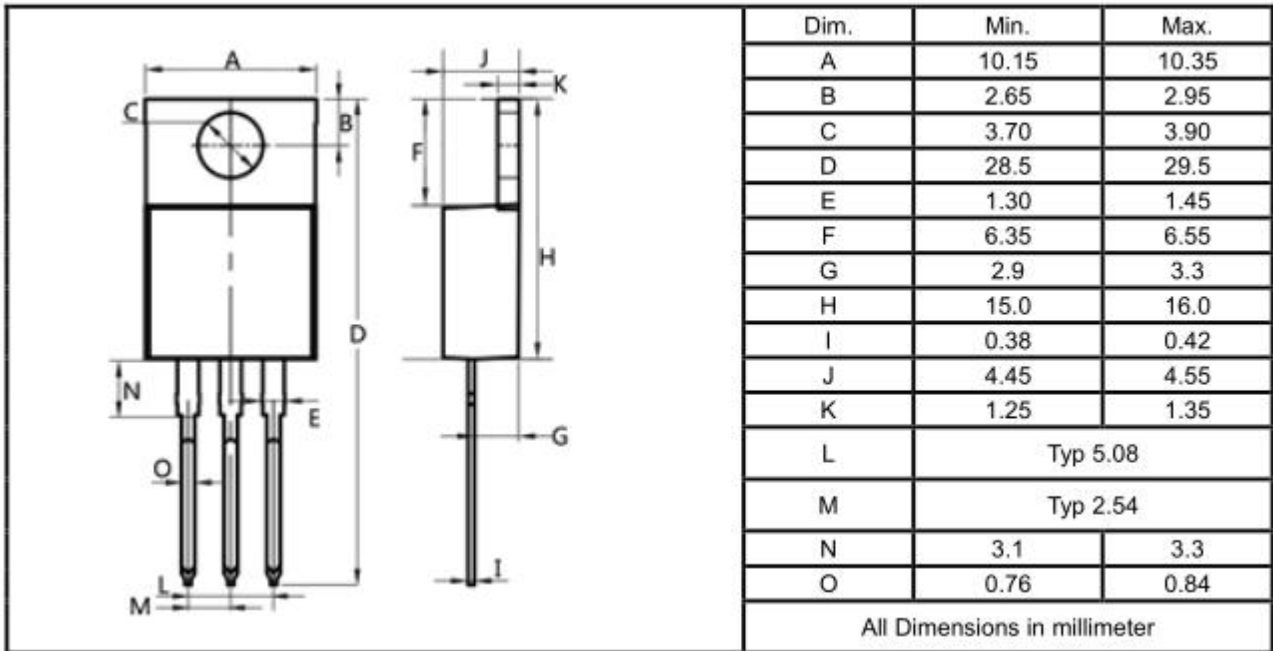
**Ordering information**

Part Number	Package	Unit Weight	Base Quantity	Delivery mode
MUR1040CT	TO-220AB	0.07oz(1.96g)	50 pcs / tube	1000pcs/box 5000pcs/carton
MUR1040FCT	TO-220F	0.06oz(1.74g)	50 pcs / tube	1000pcs/box 5000pcs/carton
MUR1040DC-G	TO-263	0.04oz(1.16g)	50 pcs / tube	1000pcs/box 5000pcs/carton
MUR1040DC	TO-263	0.04oz(1.16g)	800 pcs / reel	1600pcs/box4000pcs/carton
MUR1040CS	TO-252	0.011oz(0.32g)	2500 pcs / reel	5Kpcs/box12.5Kpcs/carton

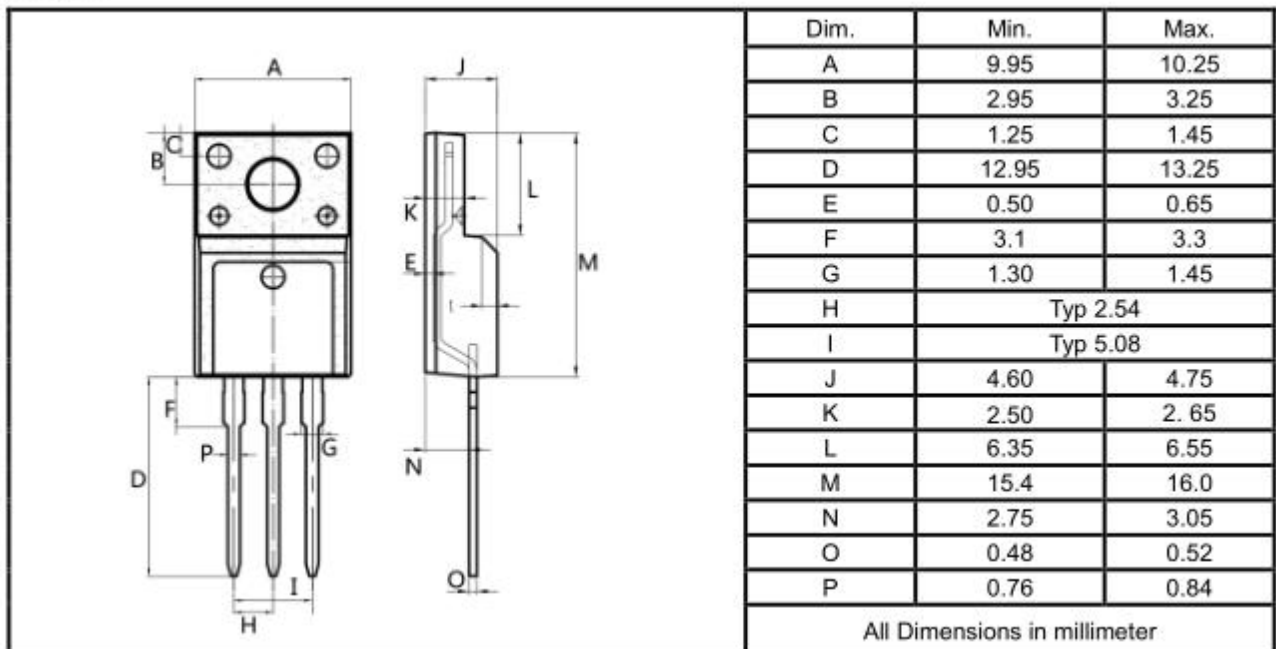
Note: For Halogen Free molding compound, add "H" suffix to part number above.

Package Outline Dimensions millimeters

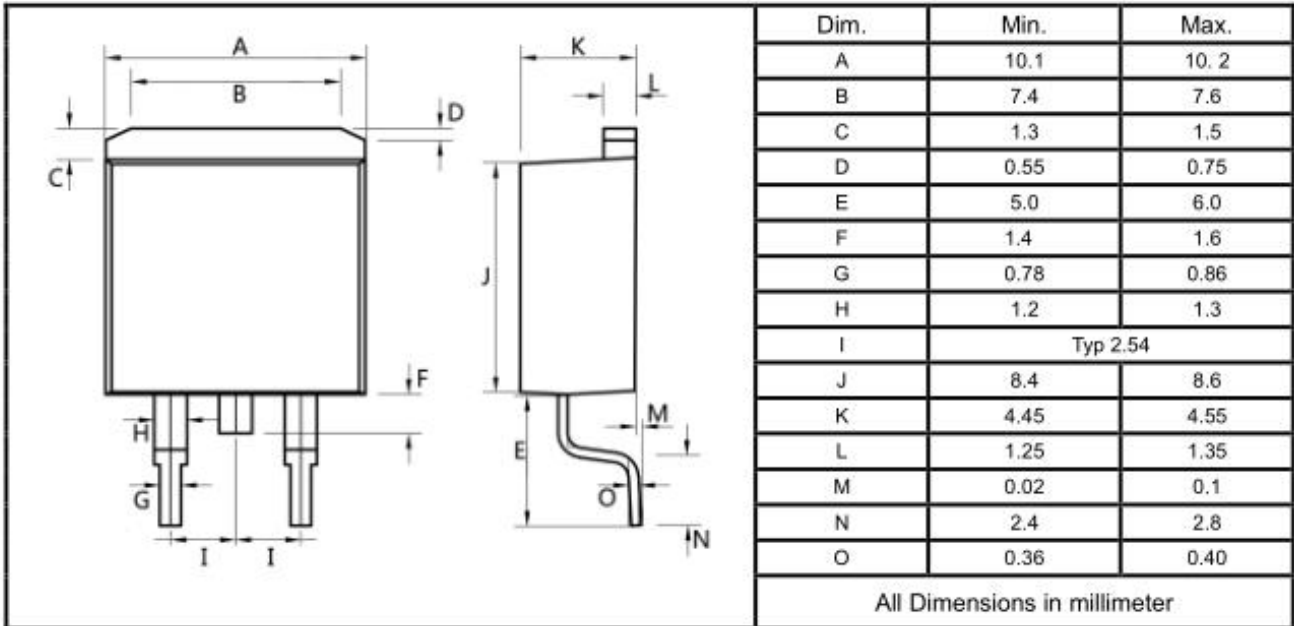
**TO-220AB**



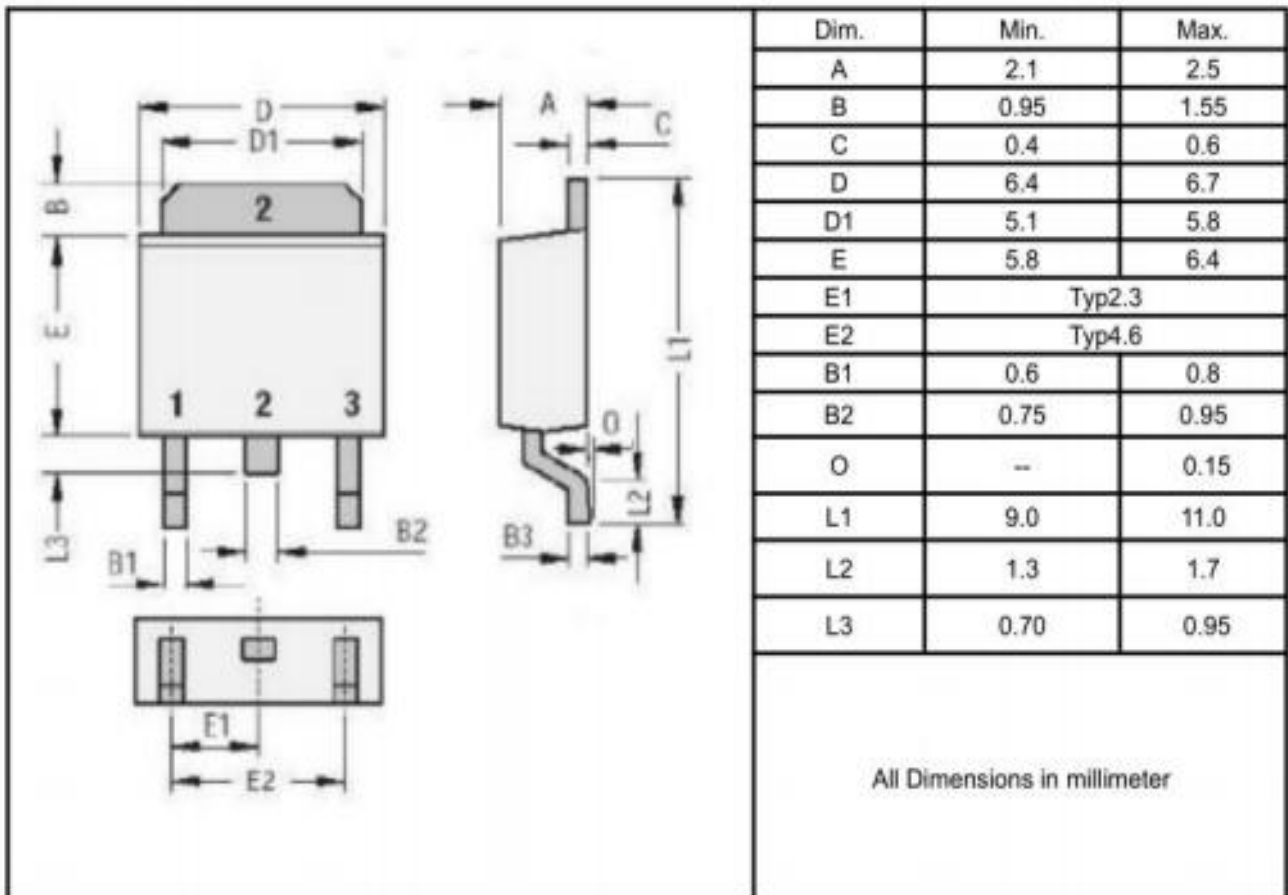
**TO-220F**



**TO-263**



**TO-252**



单击下面可查看定价，库存，交付和生命周期等信息

[>>YFW\(佑风微\)](#)