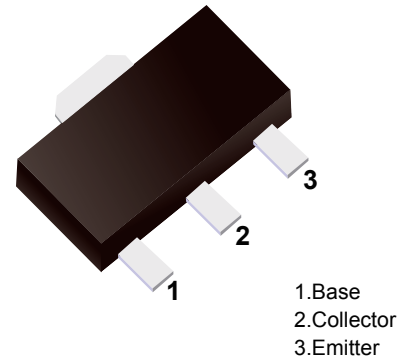


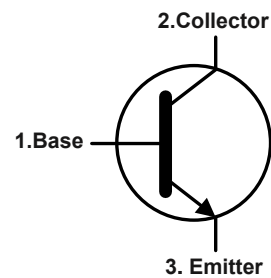
■ NPN Transistor

■ Features

- For Switching and Amplifier Applications.
- As Complementary Type of the PNP Transistor PXT8550 is Recommended.



■ Simplified outline(SOT-89)



■ Absolute Maximum Ratings Ta = 25°C

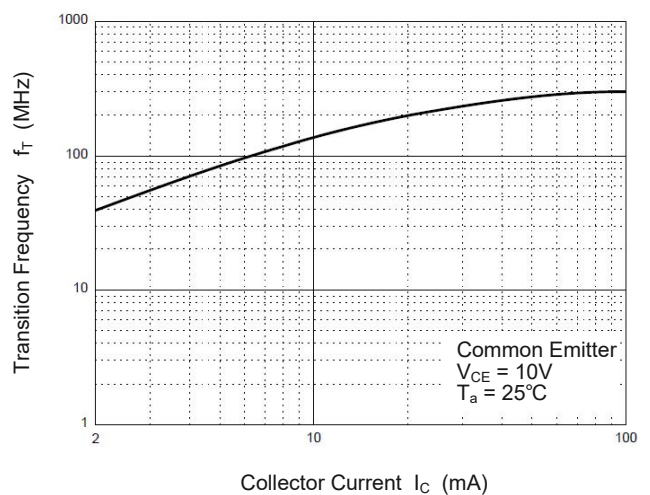
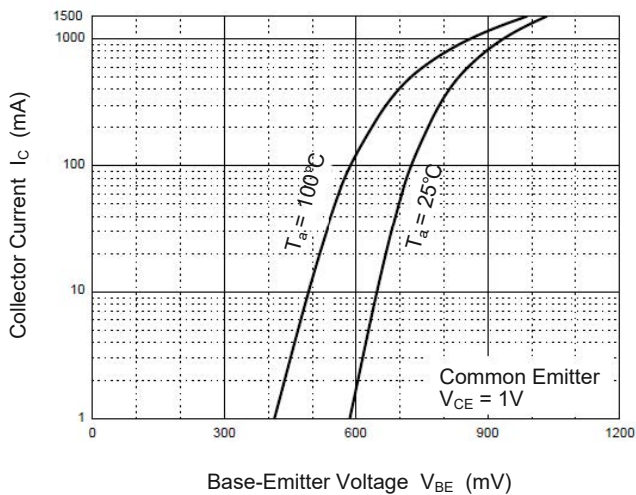
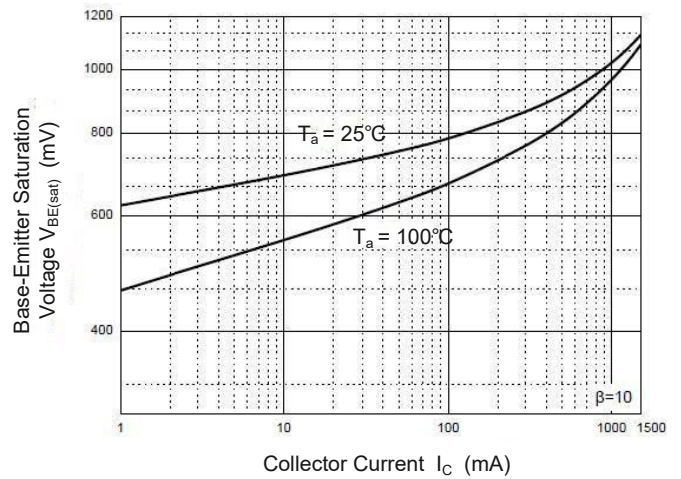
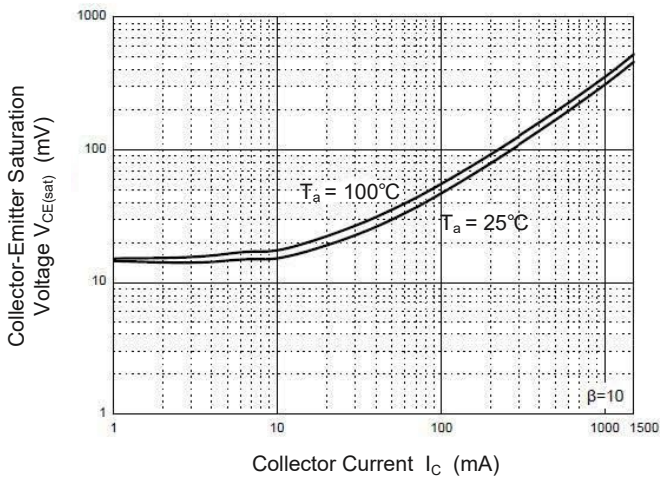
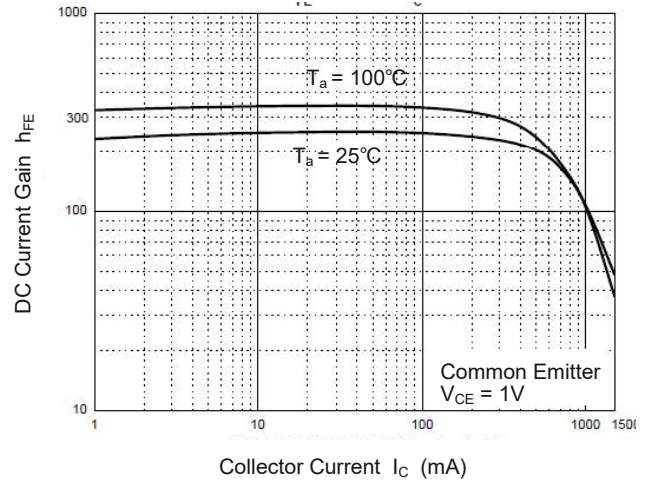
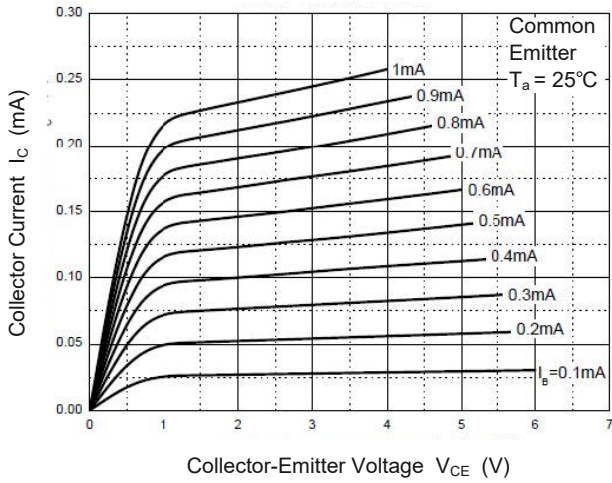
Parameter	Symbol	Value	Unit
Collector Base Voltage	$V_{CBO}$	40	V
Collector Emitter Voltage	$V_{CEO}$	25	V
Emitter Base Voltage	$V_{EBO}$	6	V
Collector Current	$I_C$	1.5	A
Maximum Power Dissipation	$P_D$	1	W
Junction Temperature	$T_J$	150	°C
Storage Temperature Range	$T_{STG}$	-55 to +150	°C

■ Classification of  $h_{fe}(1)$

Type	PXT8050
Range	200-350
Marking	Y1

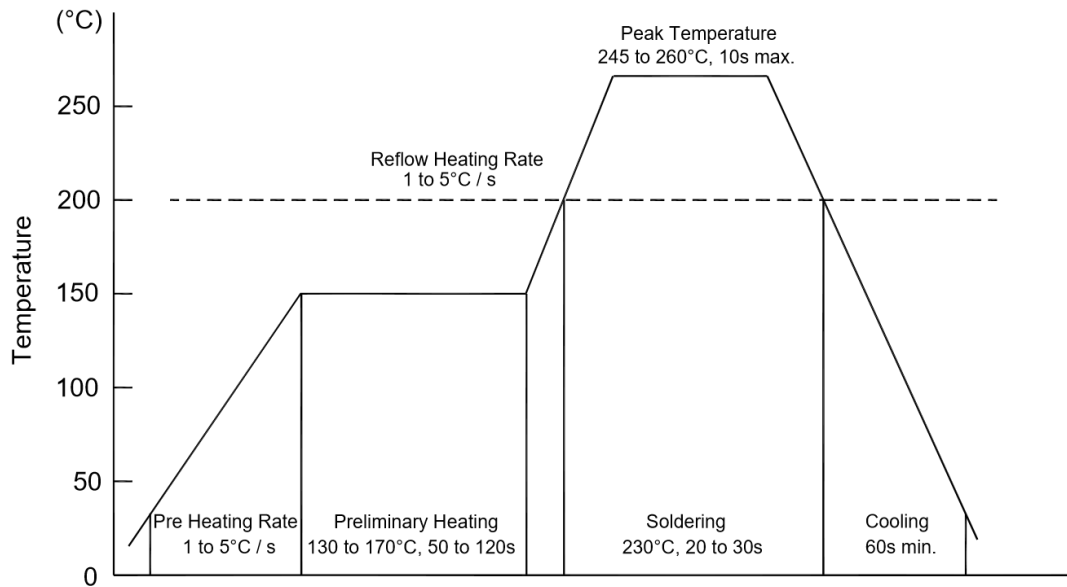
**■ Electrical Characteristics Ta = 25°C**

Parameter	Symbol	Min.	Typ.	Max.	Unit
DC Current Gain at $V_{CE} = 1\text{ V}$ , $I_C = 100\text{ mA}$ Current Gain Group at $V_{CE} = 1\text{ V}$ , $I_C = 800\text{ mA}$	$H_{FE}$	200	--	350	--
Collector Base Cutoff Current at $V_{CB} = 40\text{ V}$	$I_{CBO}$	--	--	100	nA
Collector Base Breakdown Voltage at $I_C = 100\text{ }\mu\text{A}$	$V_{(BR)CBO}$	40	--	--	V
Collector Emitter Breakdown Voltage at $I_C = 0.1\text{ mA}$	$V_{(BR)CEO}$	25	--	--	V
Emitter Base Breakdown Voltage at $I_E = 100\text{ }\mu\text{A}$	$V_{(BR)EBO}$	6	--	--	V
Collector Emitter Saturation Voltage at $I_C = 800\text{ mA}$ , $I_B = 80\text{ mA}$	$V_{CE(sat)}$	--	--	0.5	V
Base Emitter Saturation Voltage at $I_C = 800\text{ mA}$ , $I_B = 80\text{ mA}$	$V_{BE(sat)}$	--	--	1.2	V
Transition Frequency at $V_{CE} = 10\text{ V}$ , $I_C = 50\text{ mA}$ , $f=30\text{MHz}$	$F_T$	100	--	--	MHz



## Conditions of Soldering and Storage

### ◆ Recommended condition of reflow soldering



Recommended peak temperature is over 245 °C. If peak temperature is below 245 °C, you may adjust the following parameters:

- Time length of peak temperature (longer)
- Time length of soldering (longer)
- Thickness of solder paste (thicker)

### ◆ Conditions of hand soldering

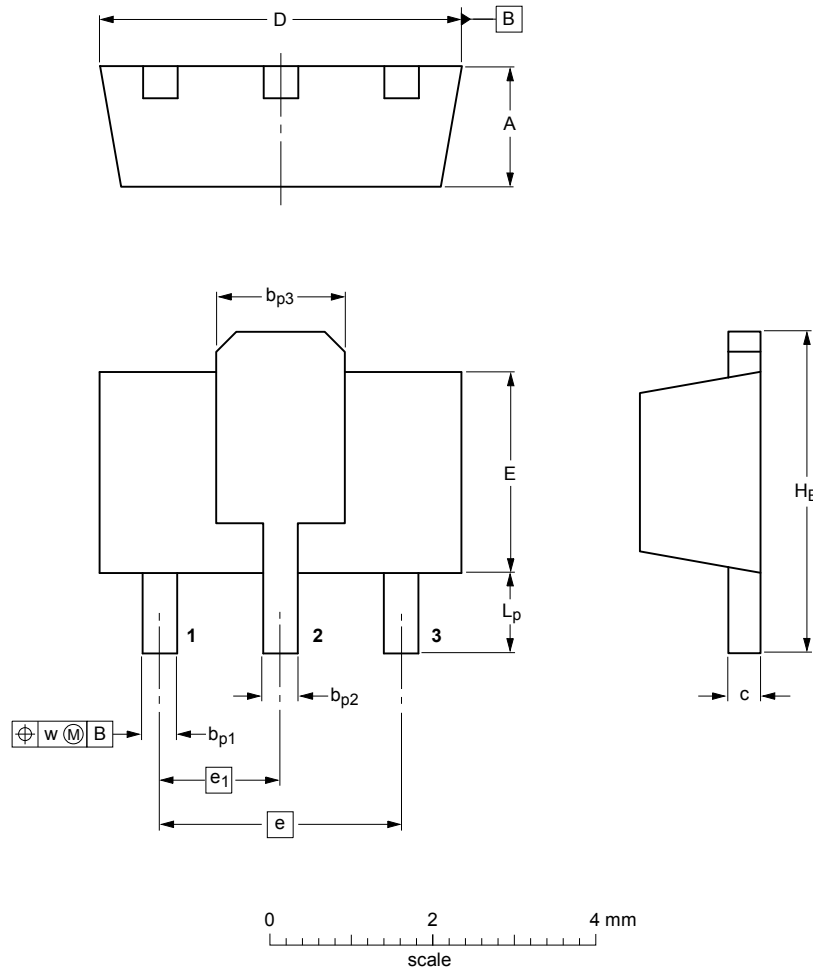
- Temperature: 370 °C
- Time: 3s max.
- Times: one time

### ◆ Storage conditions

- **Temperature**  
5 to 40 °C
- **Humidity**  
30 to 80% RH
- **Recommended period**  
One year after manufacturing

Package Outline

SOT-89



DIMENSIONS (mm are the original dimensions)

UNIT	A	b <sub>p1</sub>	b <sub>p2</sub>	b <sub>p3</sub>	c	D	E	e	e <sub>1</sub>	H <sub>E</sub>	L <sub>p</sub>	w
mm	1.6 1.4	0.48 0.35	0.53 0.40	1.8 1.4	0.44 0.23	4.6 4.4	2.6 2.4	3.0	1.5	4.25 3.75	1.2 0.8	0.13

Summary of Packing Options

Package	Package Description	Packing Quantity	Industry Standard
SOT-89	Tape/Reel, 7" reel	1000	EIA-481-1

单击下面可查看定价，库存，交付和生命周期等信息

[>>YFW\(佑风微\)](#)