

ULTRAFST RECOVERY RECTIFIERS
Reverse Voltage -400 V
Forward Current - 16 A
FEATURES

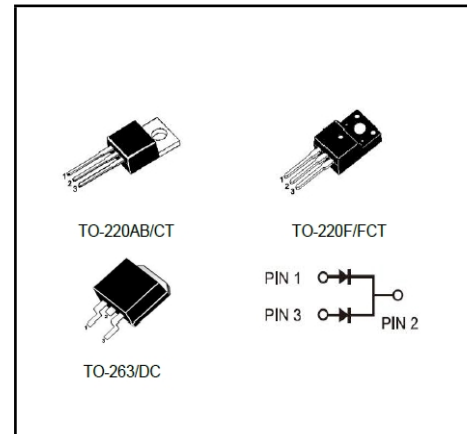
- ◆High speed switching capability
- ◆High current capability
- ◆High forward surge capability
- ◆Low power losses · High efficiency
- ◆For use in low voltage, high frequency inverters
- ◆Lead free in comply with EU RoHS 2011/65/EU directives

MECHANICAL DATA

- ◆Case: TO-220AB TO-220F TO-263/DC
- ◆Solder bath temperature 275°C maximum, 10s per JESD22-106

Primary Characteristic

| | |
|--------------------------|--------------|
| I_o | 2*8A |
| V_{RRM} | 400V |
| I_{FSM} | 120A |
| V_F | 1.1V |
| T_J Max | 150°C |


Maximum Ratings (Per Leg) at Ta=25°C unless otherwise specified

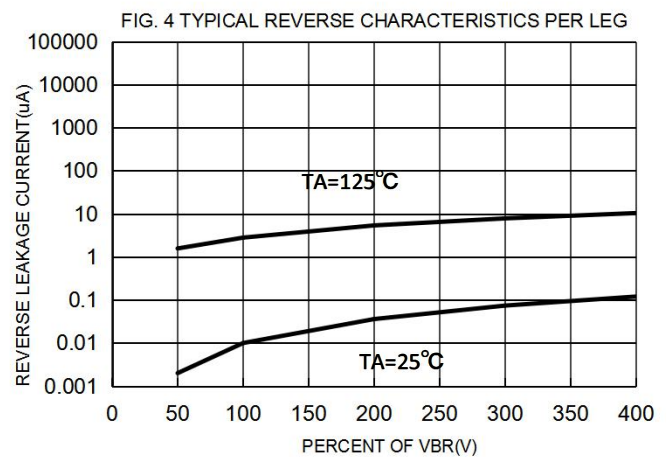
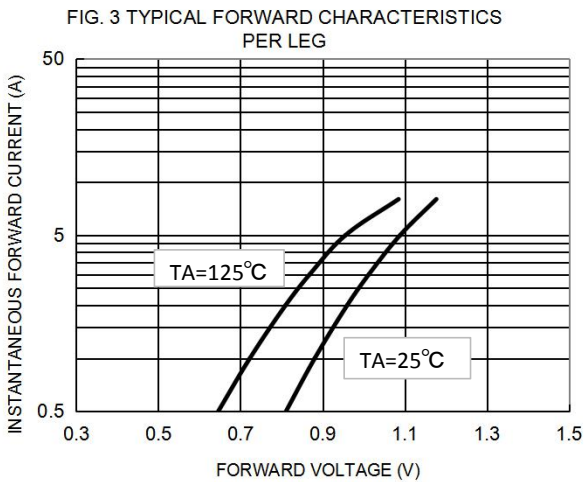
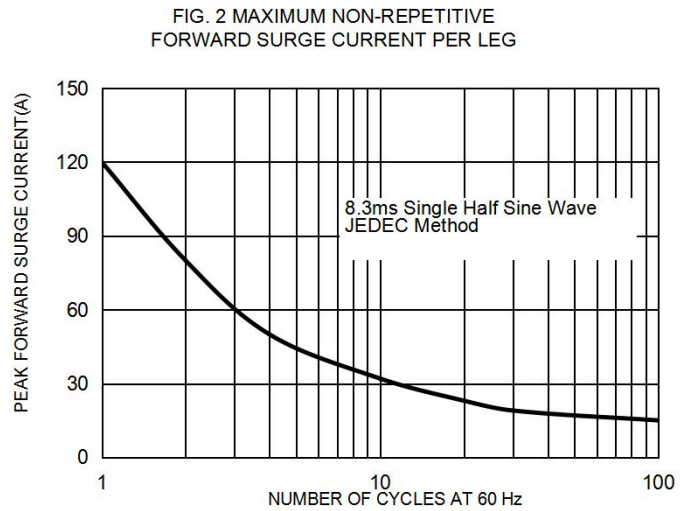
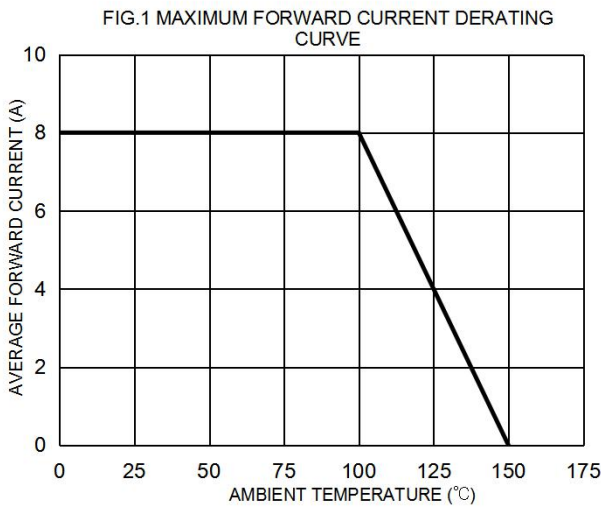
| Parameter | Symbols | Value | Units |
|--|---|------------|-------------|
| Maximum Repetitive Peak Reverse Voltage | V_{RRM} | 400 | V |
| Maximum RMS voltage | V_{RMS} | 280 | V |
| Maximum DC Blocking Voltage | V_{DC} | 400 | V |
| Maximum Average Forward Rectified Current | Per Leg | 8 | A |
| | Total | 16 | |
| Peak Forward Surge Current, 8.3ms Single Half Sine-wave | I_{FSM} | 120 | A |
| Operating Temperature Range | T_J | 150 | °C |
| Storage Temperature Range | T_{STG} | -40 ~ +150 | °C |
| Typical Thermal Resistance (Note1) TO-220AB TO-263 TO-220F | R_{θJA}/ R_{θJC} | 2/4 | °C/W |

Note1: Thermal resistance from Junction to case per leg mounted on heatsink.
Electrical Characteristics (Per Leg) unless otherwise specified

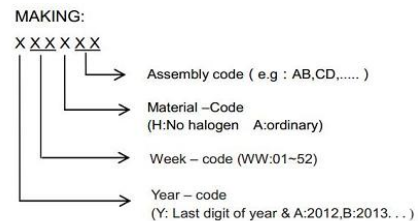
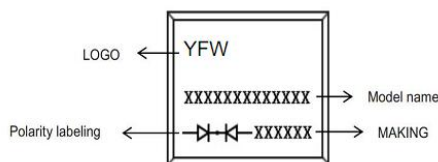
| Characteristics | Symbols | Value | | Units | |
|---|-----------------------|----------|------|-----------|---------|
| | | Typ | Max | | |
| Forward Voltage Drop(Note2) | V_F | 1.01 | - | V | |
| at I _F =3A | | | | | TA=25°C |
| | | TA=125°C | | | |
| at I _F =5A | | TA=25°C | 1.10 | | - |
| | | TA=125°C | 0.96 | | - |
| at I _F =8A | | TA=25°C | 1.20 | | 1.39 |
| | TA=125°C | 1.10 | - | | |
| Maximum Reverse Current at V _R =400V | I_R | 0.10 | 1 | uA | |
| | | 10 | - | uA | |
| Maximum Reverse Recovery Time at I _F =0.5A, I _R =1A, I _{RR} =0.25A | T_{RR} | - | 35 | nS | |

Note2: Pulse test: 300 μs pulse width, 1 % duty cycle

RATINGS AND CHARACTERISTIC CURVES



Marking on the body



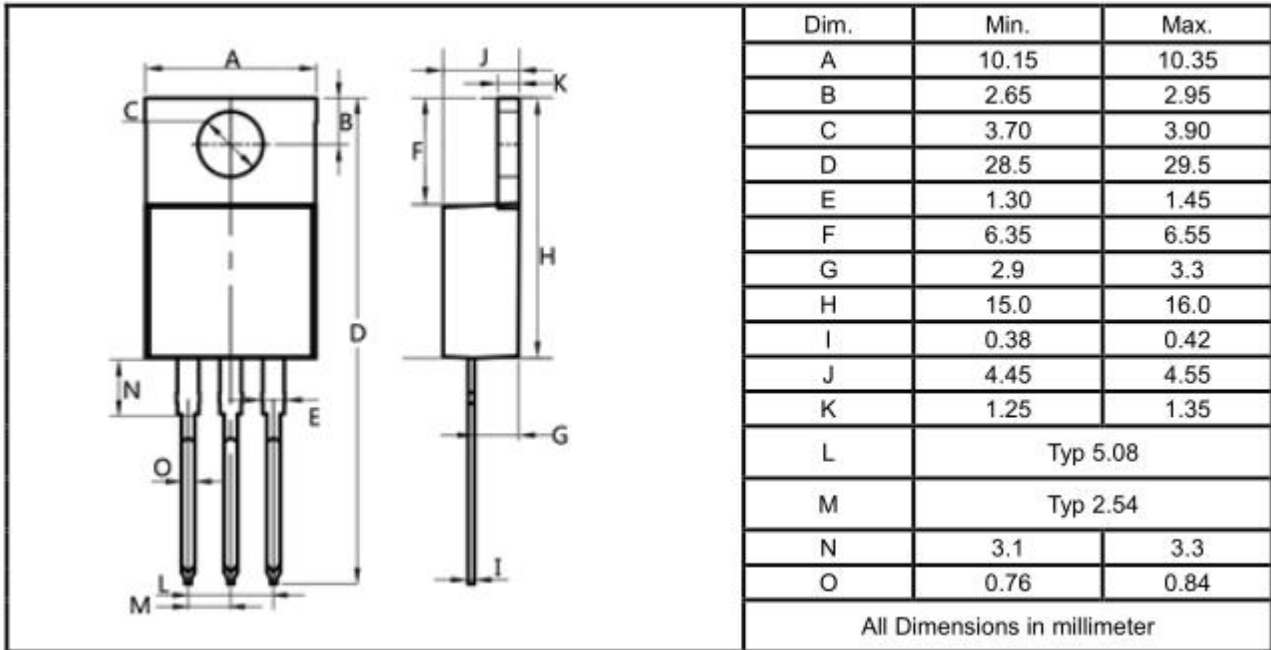
Ordering information

| Part Number | Package | Unit Weight | Base Quantity | Delivery mode |
|-------------|----------|---------------|----------------|----------------------------|
| MUR1640CT | TO-220AB | 0.07oz(1.96g) | 50 pcs / tube | 1000pcs/box 5000pcs/carton |
| MUR1640FCT | TO-220F | 0.06oz(1.74g) | 50 pcs / tube | 1000pcs/box 5000pcs/carton |
| MUR1640DC-G | TO-263 | 0.04oz(1.16g) | 50 pcs / tube | 1000pcs/box 5000pcs/carton |
| MUR1640DC | TO-263 | 0.04oz(1.16g) | 800 pcs / reel | 1600pcs/box4000pcs/carton |

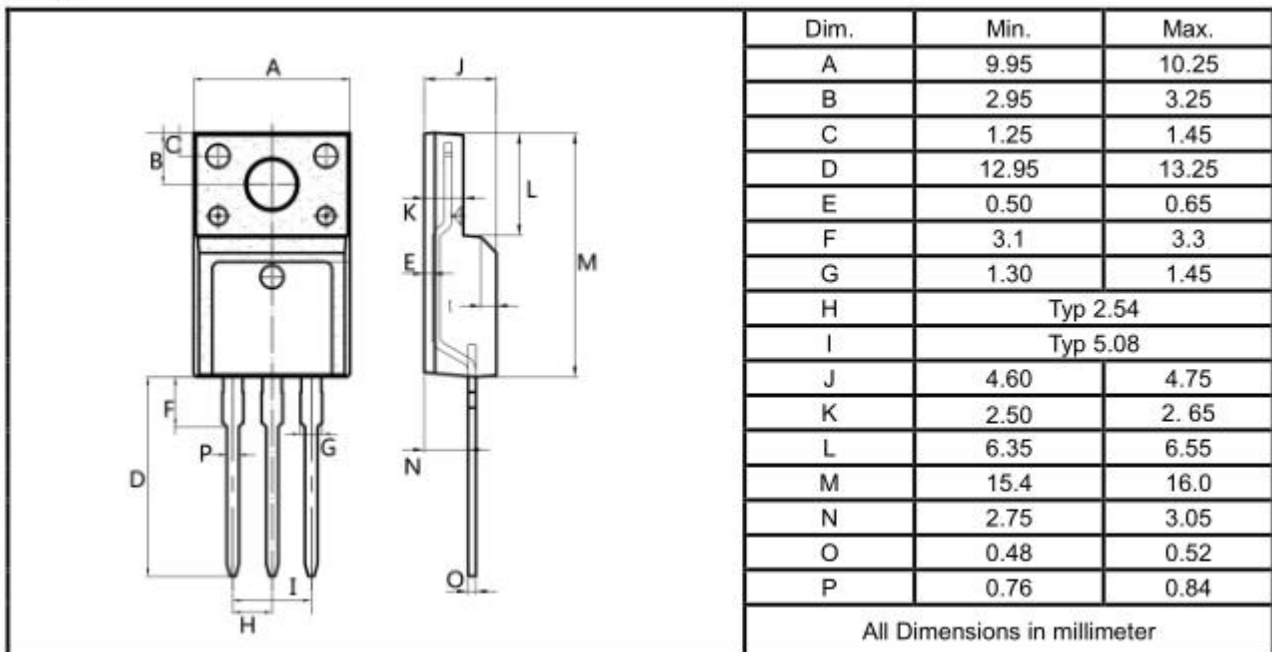
Note: For Halogen Free molding compound, add "H" suffix to part number above.

Package Outline Dimensions millimeters

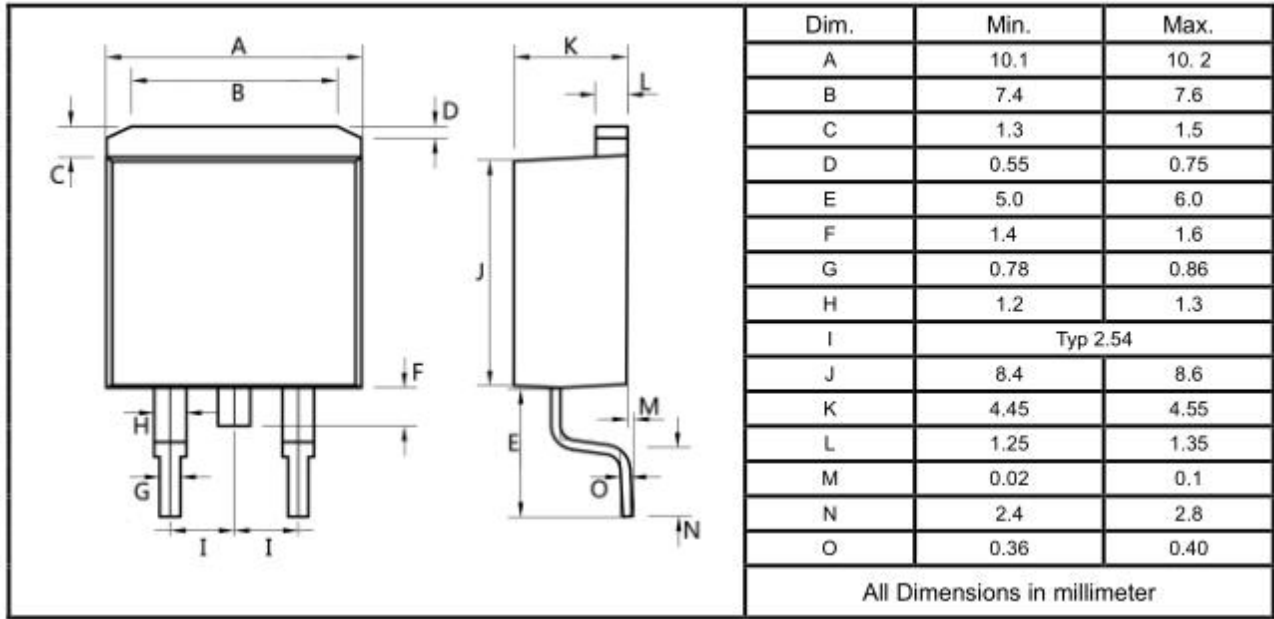
TO-220AB



TO-220F



TO-263



单击下面可查看定价，库存，交付和生命周期等信息

[>>YFW\(佑风微\)](#)