

**4.0A GLASS PASSIVATED BRIDGE RECTIFIER**

**Reverse Voltage - 100 to 1000 V**


**Forward Current – 4.0A**

**FEATURES**

- ◆ Surge overload rating - 125 amperes peak
- ◆ Ideal for printed circuit board
- ◆ Glass Passivated Chip Junction
- ◆ Mounting position: Any
- ◆ Lead free in comply with EU RoHS 2011/65/EU directives

**MECHANICAL DATA**

- ◆ Case: GBL
- ◆ Terminals: Solderable per MIL-STD-202, Method 208
- ◆ Approx. Weight: 2.15g / 0.076oz



**Maximum Ratings and Electrical characteristics**

Ratings at 25 °C ambient temperature unless otherwise specified.

Parameter	Symbols	GBL401	GBL402	GBL404	GBL406	GBL408	GBL410	Units
Maximum Repetitive Peak Reverse Voltage	$V_{RRM}$	100	200	400	600	800	1000	V
Maximum RMS voltage	$V_{RMS}$	70	140	280	420	560	700	V
Maximum DC Blocking Voltage	$V_{DC}$	100	200	400	600	800	1000	V
Average Rectified Output Current	$I_{(AV)}$	4.0						A
Peak Forward Surge Current 8.3 ms Single Half Sine-Wave Superimposed on Rated Load (JEDEC method)	$I_{FSM}$	125						A
Forward Voltage per element @ $I_F=4.0A$ and 25°C	$V_F$	1.1						V
Maximum DC Reverse Current at Rated DC Blocking Voltage	$I_R$	10.0						$\mu A$
Maximum Reverse Current at Rated DC Blocking Voltage @ $T_A=150^\circ C$	$I_R$	1.0						mA
Operating Temperature Range	$T_J$	-55 ~ +150						pF
Storage Temperature Range	$T_{stg}$	-55 ~ +150						°C

(1) Mounting conditions, 0.5" lead length maximum.

FIG.1-MAXIMUM NON-REPETITIVE SURGE CURRENT

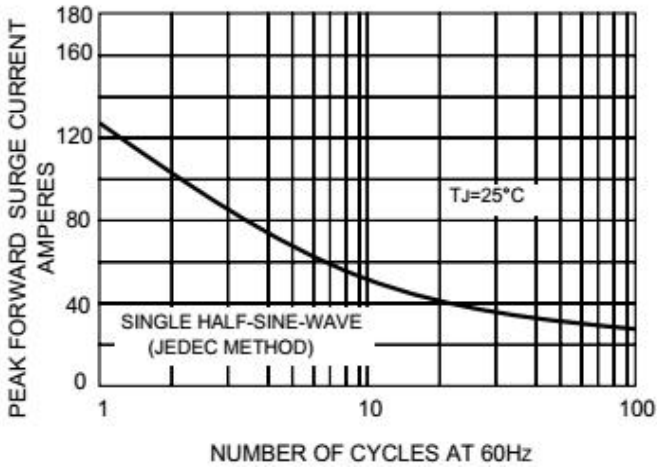


FIG.2-FORWARD DERATING CURRENT

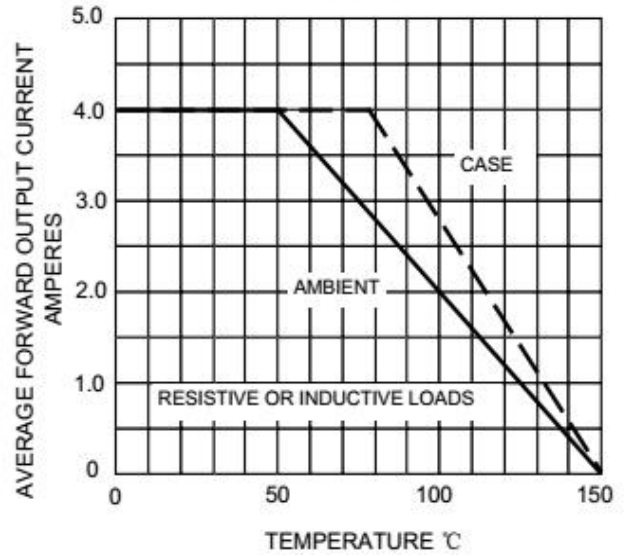


FIG.3-TYPICAL FORWARD CHARACTERISTICS

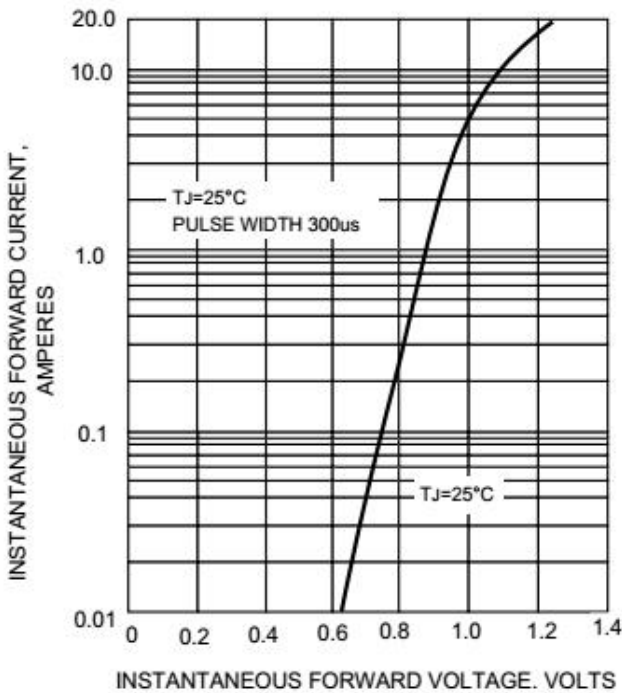
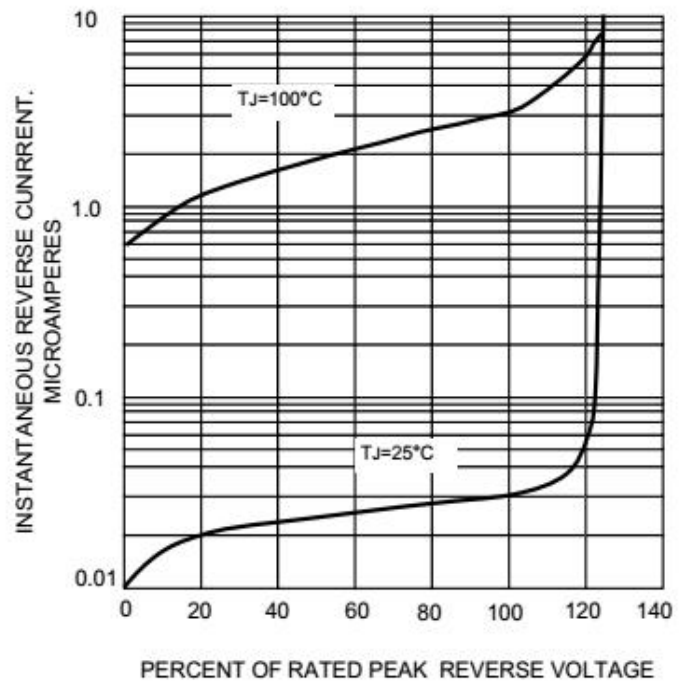
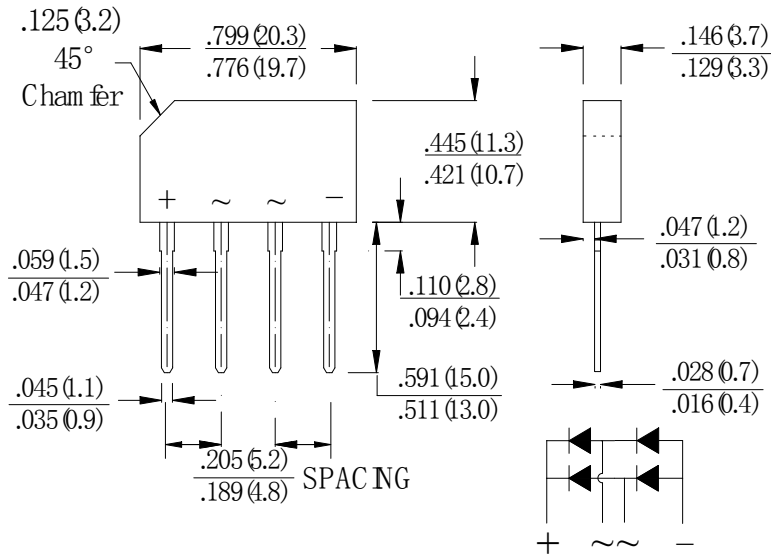


FIG.4-TYPICAL REVERSE CHARACTERISTICS



**Package Outline**

**GBL**



Dimensions in inches and millimeters

**Summary of Packing Options**

Package	Packing Description	Packing Quantity	Industry Standard
GBL	BOX	500	EIA-481-1

单击下面可查看定价，库存，交付和生命周期等信息

[>>YFW\(佑风微\)](#)