

## Ultra Fast Rectifiers

Reverse Voltage - 100 to 600 V

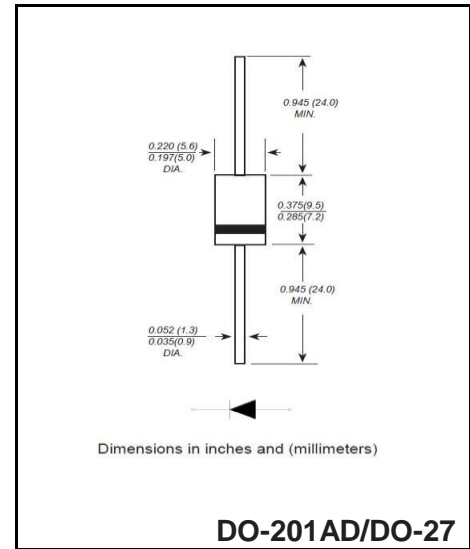
Forward Current - 4 A

### FEATURES

- ◆ For surface mounted applications
- ◆ Low profile package
- ◆ Open Junction chip
- ◆ Ideal for automated placement
- ◆ Lead free in comply with EU RoHS 2011/65/EU directives

### MECHANICAL DATA

- ◆ Case: DO-201AD/DO-27
- ◆ Terminals: Solderable per MIL-STD-750, Method 2026
- ◆ Approx. Weight: 0.98 g / 0.0345oz



### Maximum Ratings and Electrical characteristics

Ratings at 25 °C ambient temperature unless otherwise specified.

Single phase half-wave 60 Hz, resistive or inductive load, for capacitive load current derate by 20 %.

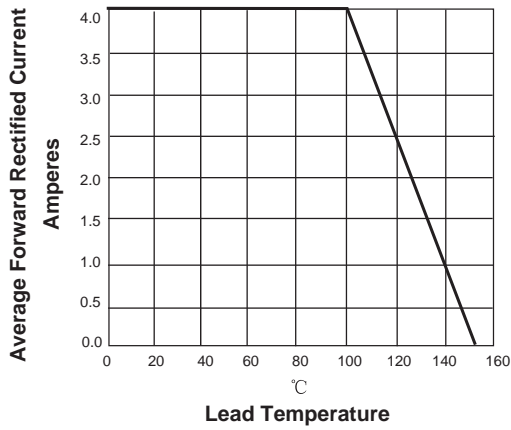
Parameter	Symbols	MUR410G	MUR420G	MUR440G	MUR460G	MUR480G	MUR4100G	Units
Maximum Repetitive Peak Reverse Voltage	$V_{RRM}$	100	200	400	600	800	1000	V
Maximum RMS voltage	$V_{RMS}$	70	140	280	420	560	700	V
Maximum DC Blocking Voltage	$V_{DC}$	100	200	400	600	800	1000	V
Maximum Average Forward Rectified Current at $T_c = 100\text{ }^\circ\text{C}$	$I_{F(AV)}$	4.0						A
Peak Forward Surge Current 8.3 ms Single Half Sine Wave Superimposed on Rated Load	$I_{FSM}$	125.0						A
Maximum Instantaneous Forward Voltage at 4.0A	$V_F$	1.0		1.28		1.85		V
Maximum DC Reverse Current $T_a = 25\text{ }^\circ\text{C}$ at Rated DC Blocking Voltage $T_a = 125\text{ }^\circ\text{C}$	$I_R$	5 500						$\mu\text{A}$
Maximum reverse recovery time <sup>(Note 1)</sup>	$T_{rr}$	45		50		75		nS
Typical Junction Capacitance <sup>(Note 2)</sup>	$C_j$	75.0						pF
Typical Thermal Resistance	$R_{\theta JA}$	45.0						$^\circ\text{C/W}$
Operating and Storage Temperature Range	$T_j, T_{stg}$	-55 ~ +150						$^\circ\text{C}$

(1) Measured at 1 MHz and applied reverse voltage of 4 V D.C

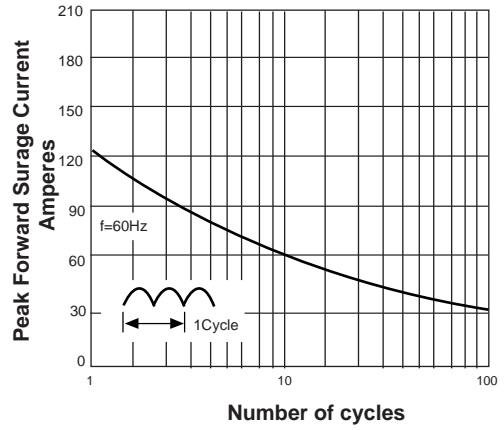
(2) Reverse recovery time test condition:  $I_F=0.5\text{A}$   $I_R=1.0\text{A}$   $I_{rr}=0.25\text{A}$

**Ratings And Characteristic Curves**

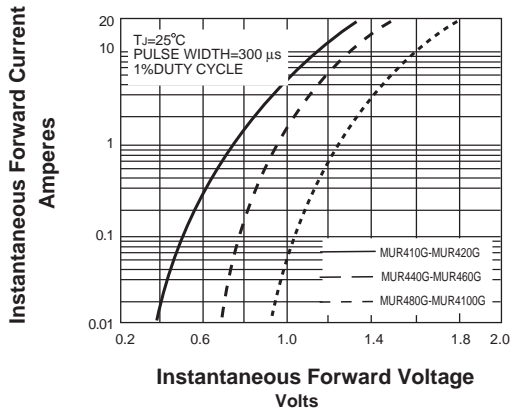
**FIG. 1- DERATING CURVE OUTPUT RECTIFIED CURRENT**



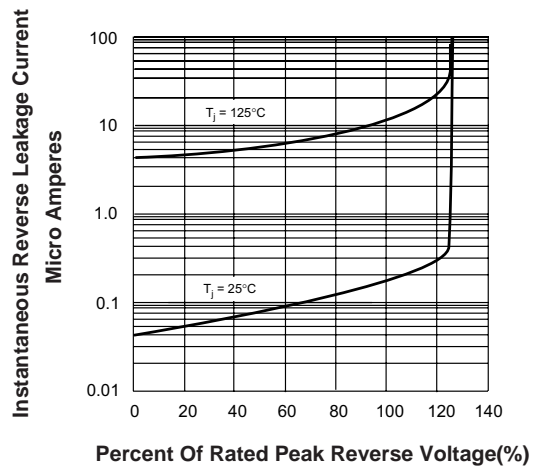
**FIG. 2-MAXIMUM NON-REPETITIVE PEAK FORWARD SURGE CURRENT PER LEG**



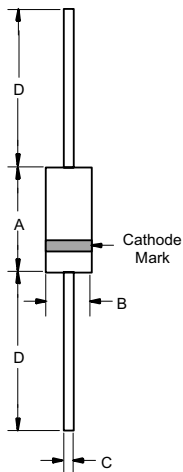
**FIG. 3-TYPICAL FORWARD VOLTAGE CHARACTERISTICS**



**FIG. 4-TYPICAL REVERSE LEAKAGE CHARACTERISTICS**



**Package Outline DO-201AD(DO-27)**



DIMENSIONS					
DIM	INCHES		MM		NOTE
	MIN	MAX	MIN	MAX	
A	---	.370	---	9.50	
B	---	.250	---	6.40	
C	.048	.052	1.20	1.30	
D	1.000	---	25.40	---	

**Summary of Packing Options**

Package	Packing Description	Packing Quantity	Industry Standard
DO-201AD(DO-27)	BOX	250/1000/1250	EIA-481-1

单击下面可查看定价，库存，交付和生命周期等信息

[>>YFW\(佑风微\)](#)