

4.0A FAST RECOVERY RECTIFIER BRIDGE
RECTIFIER Reverse Voltage –1000 V
Forward Current – 4.0A

FEATURES

- ◆Ultrason soft recovery
- ◆LOW I_{RRM} , LOW V_F , LOW V_{RRM}
- ◆Glass Passivated Chip Junction
- ◆Special frame design for heat dissipation
- ◆Lead free in comply with EU RoHS 2011/65/EU directives




BENEFITS

- ◆Reduced EMI
- ◆Reduced Power loss and switching transistor
- ◆Reduced snubbing

MECHANICAL DATA

- ◆Case: GBP/KBP
- ◆Terminals: Solderable per MIL-STD-750, Method 2026
- ◆Approx. Weight: 1.52g /0.05oz



Maximum Ratings and Electrical characteristics

Ratings at 25 °C ambient temperature unless otherwise specified.

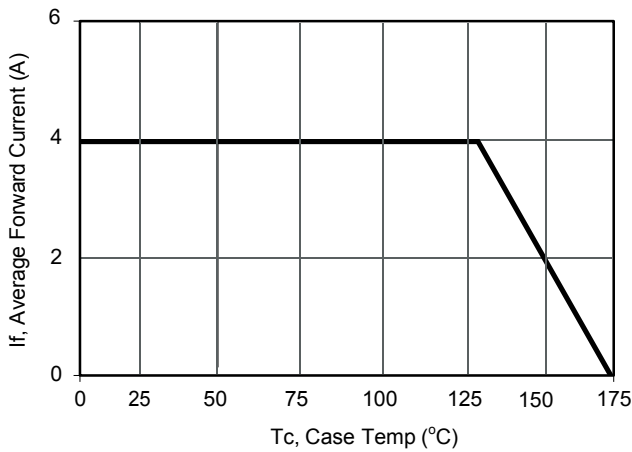
Single phase half-wave 60 Hz, resistive or inductive load, for capacitive load current derate by 20 %.

Parameter	Symbols	FKBP410	Units
Maximum Repetitive Peak Reverse Voltage	V_{RRM}	1000	V
Maximum RMS voltage	V_{RMS}	700	V
Maximum DC Blocking Voltage	V_{DC}	1000	V
Average Rectified Output Current	I_o	4.0	A
Reverse Recovery Time. $I_F=0.5A,I_R=1A,IRR=0.25A$	T_{rr}	500	nS
Peak Forward Surge Current 8.3 ms Single Half Sine-Wave Superimposed on Rated Load(JEDEC method)	I_{FSM}	110	A
I^2t Rating for Fusing($1ms \leq t \leq 10ms$)	I^2t	93	A ² S
Maximum Forward Voltage at 2.0 A	V_F	1.0	V
Maximum DC Reverse Current at Rated DC Blocking Voltage	I_R	5 100	uA
Typical Junction Capacitance (Note1)	C_j	40	pF
Operating and Storage Temperature Range	T_j, T_{stg}	-55 ~ +175	°C

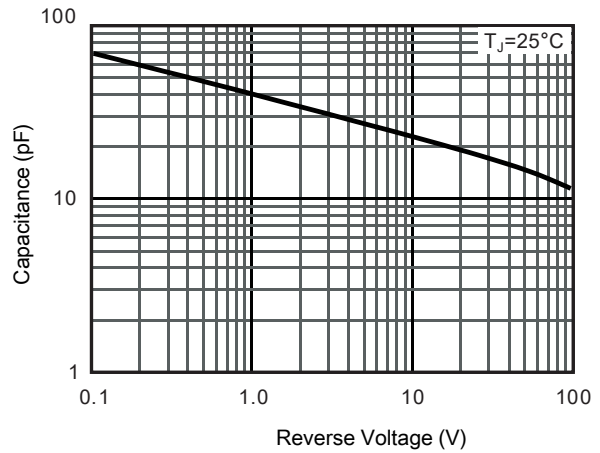
Note: 1. Measured at 1MHz and applied reverse voltage of 4 V D.C.

2. Mounted on glass epoxy PC board with 4×1.5"×1.5" (3.81×3.81 cm) copper pad.

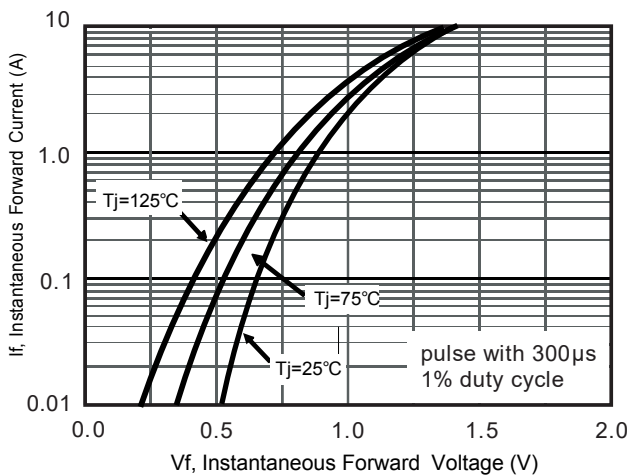
RATINGS AND CHARACTERISTICS CURVES (TA = 25 °C unless otherwise noted)



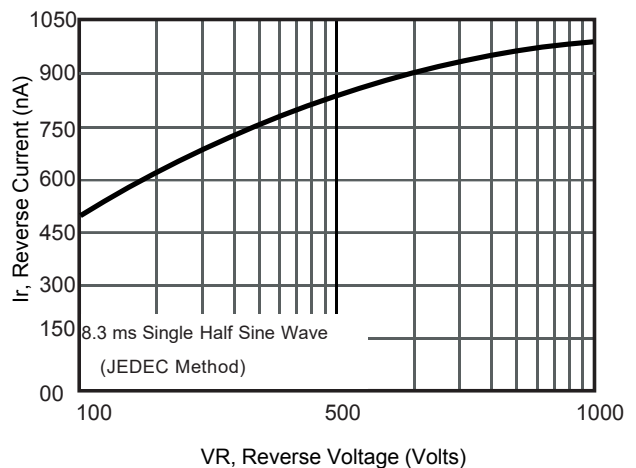
Current Derating, Case



Typical Junction Capacitance



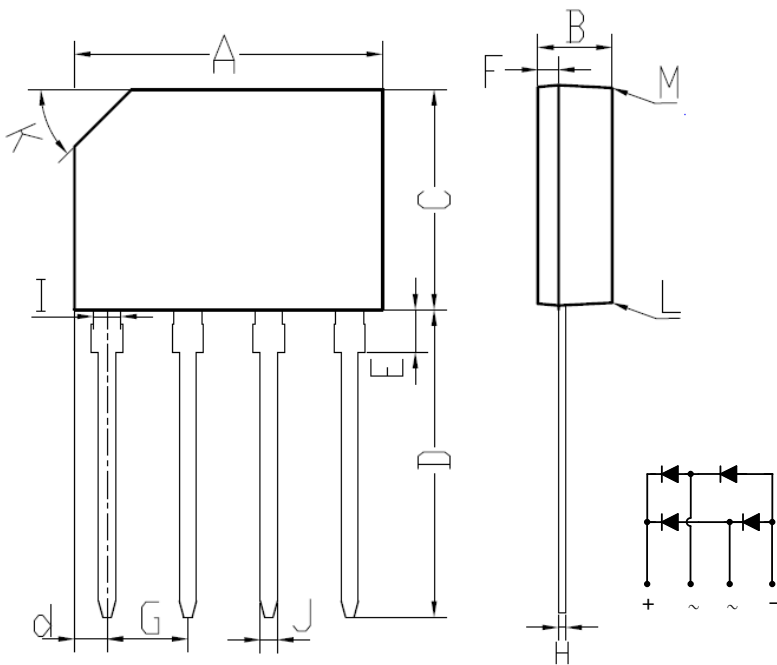
Typical Forward Voltage



Typical Reverse Current

Package Outline

KBP



KBP		
DIM.	MIN.	MAX.
A	14.3	14.60
B	3	3.3
c	10.45	10.75
D	14.41	14.71
d	1.40	1.70
E	2.0	2.30
F	0.90	1.20
G	3.50	3.80
H	0.35	0.37
I	1.43	1.45
J	0.8	0.83
K	2.7x45°(Typ)	
L	#	3°
M	#	2°
All Dimensions in millimeter		

Summary of Packing Options

Package	Packing Description	Packing Quantity	Industry Standard
KBP	BOX	500	EIA-481-1

单击下面可查看定价，库存，交付和生命周期等信息

[>>YFW\(佑风微\)](#)