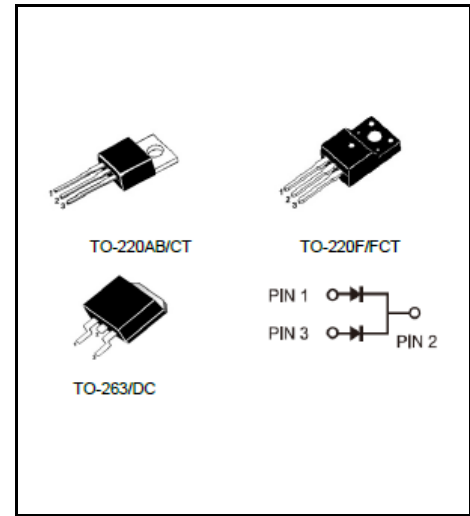


**Trench MOS Barrier Schottky Rectifier**
**Reverse Voltage - 45 V**
**Forward Current - 20 A**
**FEATURES**

- ◆Very low forward voltage
- ◆High current capability
- ◆High forward surge capability
- ◆Low power losses, High efficiency
- ◆Guarding for over voltage protection
- ◆Lead free in comply with EU RoHS 2011/65/EU directives

**MECHANICAL DATA**

- ◆Case: TO-220AB/CT TO-220F/FCT TO-263/DC
- ◆Solder bath temperature 275°C maximum, 10s per JESD22-106


**Primary Characteristic**

<b>I<sub>o</sub></b>	<b>2*10A</b>
<b>V<sub>RRM</sub></b>	<b>45V</b>
<b>I<sub>FSM</sub></b>	<b>180A</b>
<b>V<sub>F</sub></b>	<b>0.43V</b>
<b>T<sub>J</sub> Max</b>	<b>155°C</b>

**Maximum Ratings (Per Leg) at Ta=25°C unless otherwise specified**

Parameter	Symbols	Value	Units
Maximum Repetitive Peak Reverse Voltage	<b>V<sub>RRM</sub></b>	45	<b>V</b>
Maximum RMS voltage	<b>V<sub>RMS</sub></b>	31.5	<b>V</b>
Maximum DC Blocking Voltage	<b>V<sub>DC</sub></b>	45	<b>V</b>
Maximum Average Forward Rectified Current	Per Leg	10	<b>A</b>
	Total	20	
Peak Forward Surge Current, 8.3ms Single Half Sine-wave	<b>I<sub>FSM</sub></b>	180	<b>A</b>
Operating Temperature Range	<b>T<sub>J</sub></b>	-55 ~ +150	<b>°C</b>
Storage Temperature Range	<b>T<sub>STG</sub></b>	-55 ~ +150	<b>°C</b>
Typical Thermal Resistance <sup>(Note1)</sup> TO-220AB, TO-263 TO-220F	<b>R<sub>θJA</sub> R<sub>θJC</sub></b>	2/4	<b>°C/W</b>

**Note1: Thermal resistance from Junction to case per leg mounted on heatsink.**
**Electrical Characteristics (Per Leg) unless otherwise specified**

Characteristics	Symbols	Value		Units	
		Typ	Max		
Forward Voltage Drop(Note2) at I <sub>F</sub> =3A at I <sub>F</sub> =5A at I <sub>F</sub> =10A	<b>V<sub>F</sub></b>	TA=25°C	0.34	-	<b>V</b>
		TA=125°C	0.27	-	
		TA=25°C	0.38	-	
		TA=125°C	0.32	-	
		TA=25°C	0.46	0.52	
		TA=125°C	0.43	-	
Maximum Reverse Current at V <sub>R</sub> =45V	<b>I<sub>R</sub></b>	TA=25°C	50	100	<b>uA</b>
		TA=125°C	9	-	<b>mA</b>

**Note2: Pulse test: 300 μs pulse width, 1 % duty cycle**

**RATINGS AND CHARACTERISTIC CURVES**

FIG. 1 MAXIMUM FORWARD CURRENT DERATING CURVE

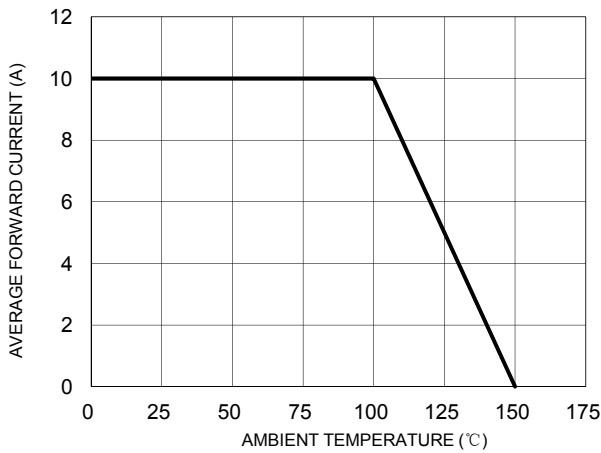


FIG. 2 MAXIMUM NON-REPETITIVE FORWARD SURGE CURRENT PER LEG

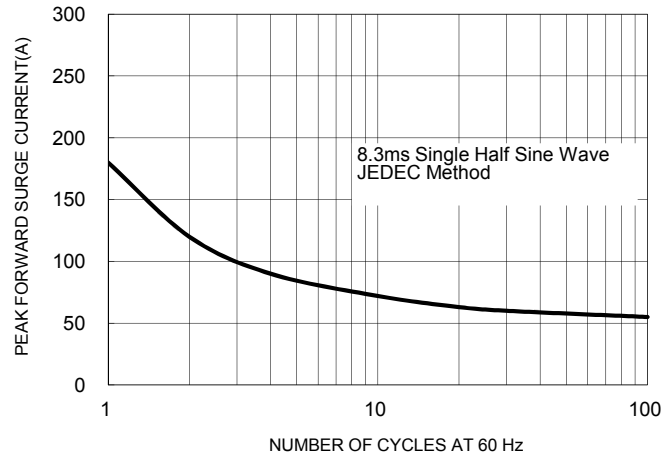


FIG. 3 TYPICAL FORWARD CHARACTERISTICS PER LEG

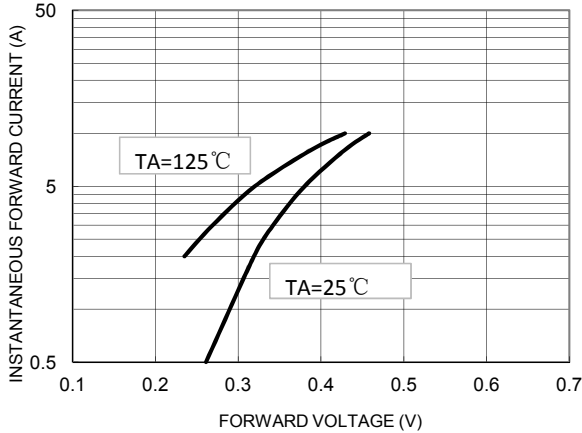
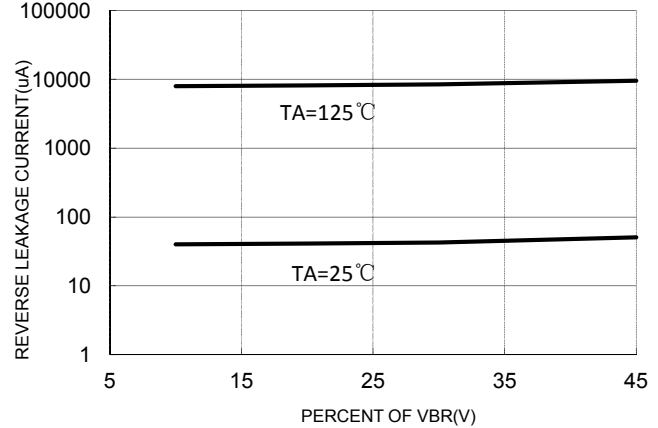
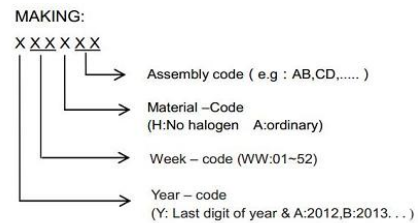
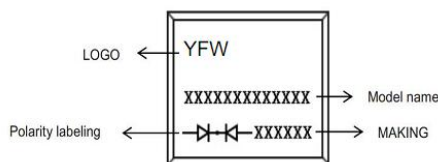


FIG. 4 TYPICAL REVERSE CHARACTERISTICS PER LEG



**Marking on the body**



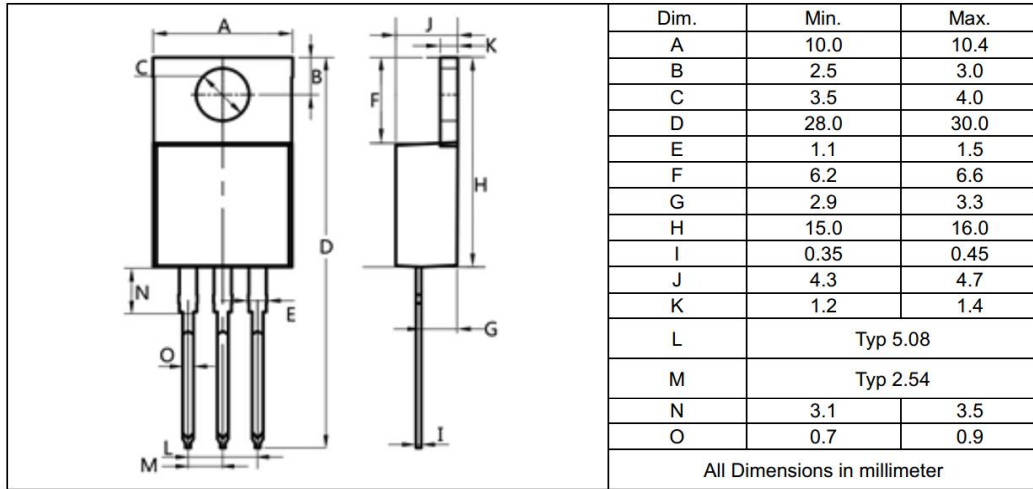
**Ordering information**

Part Number	Package	Unit Weight	Base Quantity	Delivery mode
SRT20L45CT	TO-220AB	0.07oz(1.96g)	50 pcs / tube	1000pcs/box 5000pcs/carton
SRT20L45FCT	TO-220F	0.06oz(1.74g)	50 pcs / tube	1000pcs/box 5000pcs/carton
SRT20L45DC-G	TO-263	0.04oz(1.16g)	50 pcs / tube	1000pcs/box 5000pcs/carton
SRT20L45DC	O-263	0.04oz(1.16g)	800 pcs / reel	1600pcs/box4000pcs/carton

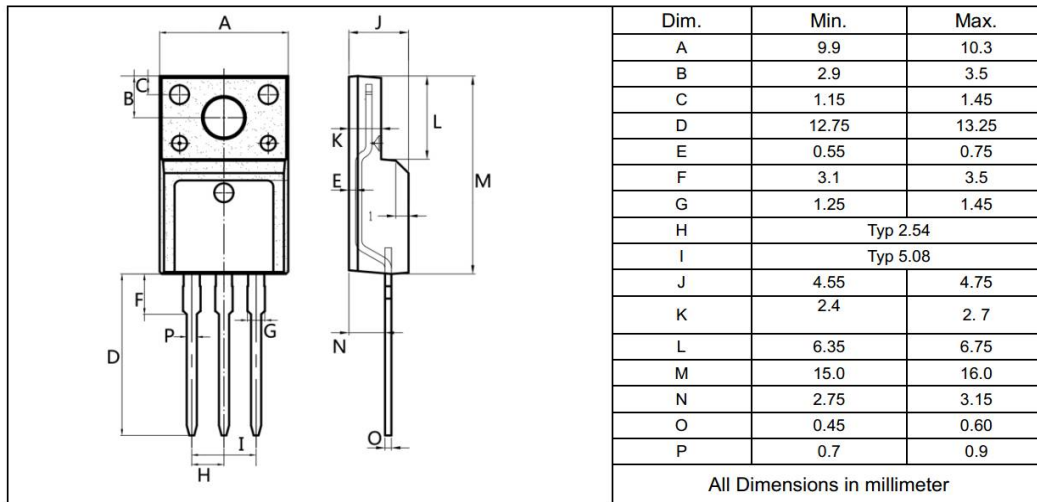
Note: For Halogen Free molding compound, add "H" suffix to part number above.

Package Outline Dimensions millimeters

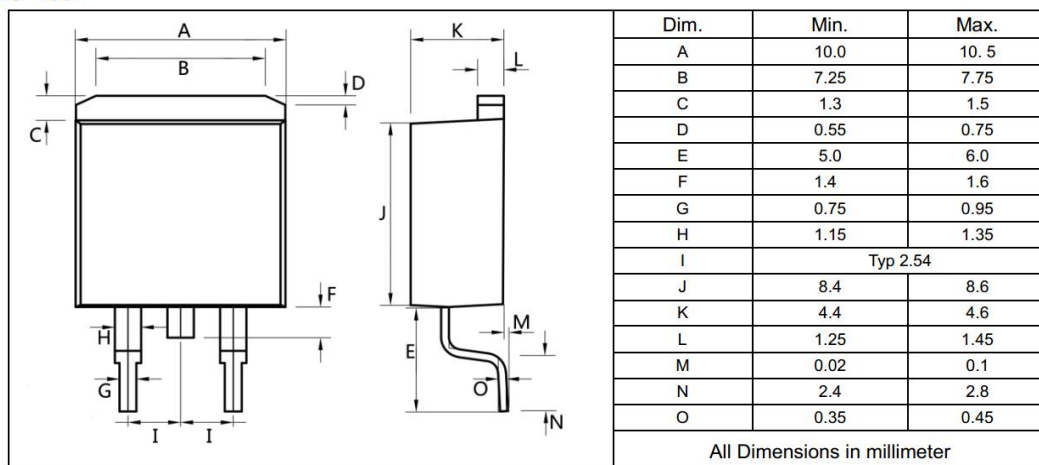
TO-220AB



TO-220F



TO-263



单击下面可查看定价，库存，交付和生命周期等信息

[>>YFW\(佑风微\)](#)