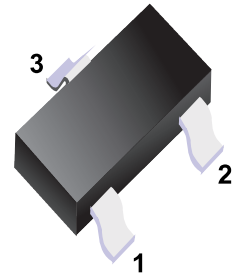


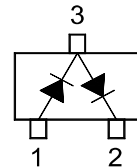
■ **Dual Surface Mount Switching Diode**

■ **Features**

- Fast Switching Speed
- Ultra-Small Surface Mount Package
- For General Purpose Switching Applications
- High Conductance



■ **Simplified outline(SOT-323)**



■ **Marking**

Marking	A7
---------	----

■ **Absolute Maximum Ratings Ta = 25°C**

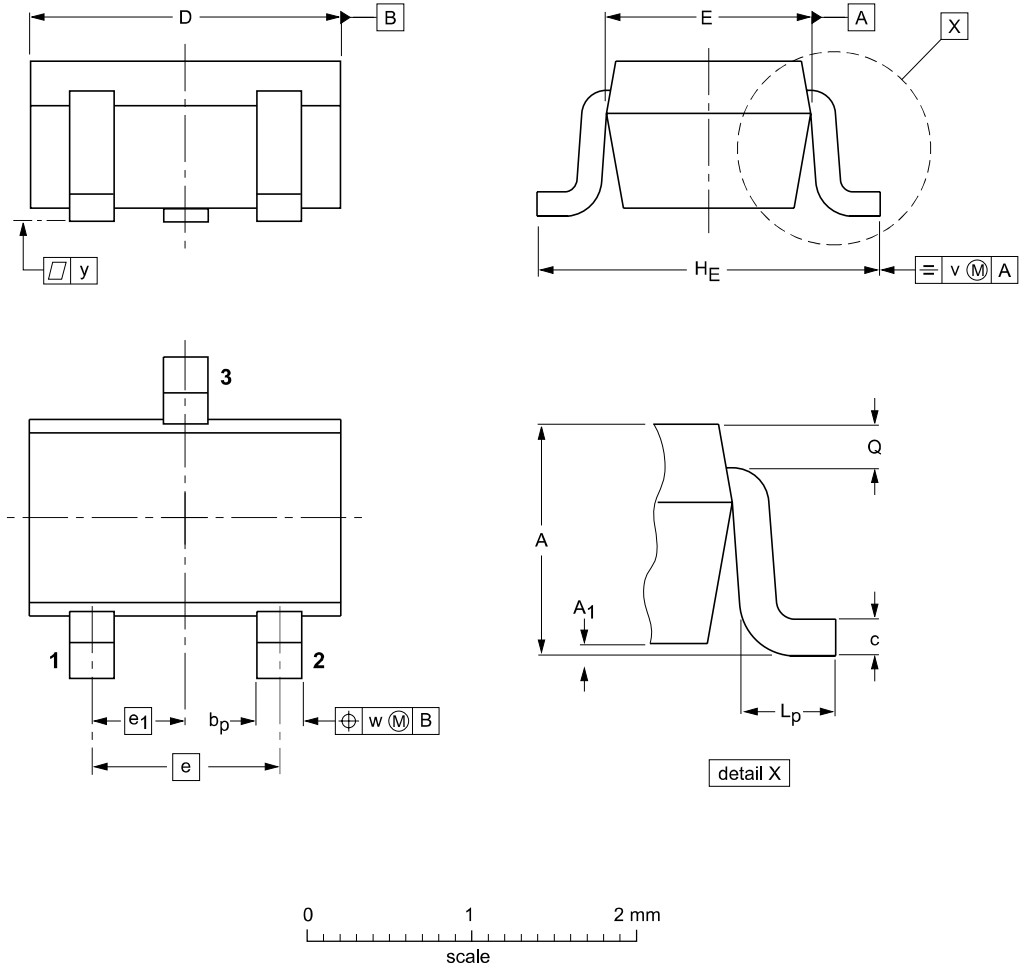
Parameter	Symbol	Rating	Unit
Non-Repetitive Peak Reverse Voltage	V _{RM}	100	V
Peak Repetitive Reverse Voltage	V _{RRM}		
Working Peak Reverse Voltage	V _{RWM}	75	V
DC Blocking Voltage	V _R		
RMS Reverse Voltage	V _{R(RMS)}	53	V
Average Rectified Output Current	I _O	150	mA
Forward Continuous Current	I _{FM}	300	mA
Non-Repetitive Peak Forward Surge Current @ t = 1.0 μs	I _{FSM}	4.0	A
@ t = 1.0s		1.0	
Power Dissipation	P _d	200	mW
Thermal Resistance Junction to Ambient Air	R _{θJA}	625	K/W
Operating and Storage Temperature Range	T _J ,T _{STG}	-65 to +150	°C

■ **Electrical Characteristics Ta = 25°C**

Parameter	Symbol	Testconditons	Min	Typ	Max	Unit
Reverse Breakdown Voltage	V _{(BR)R}	I _F =2.5 μ A	75			V
Forward Voltage	V _F	I _F = 1.0mA			0.715	V
		I _F = 10mA			0.855	
		I _F = 50mA			1.0	
		I _F = 150mA			1.25	
Peak Reverse Current	I _{RM}	V _R = 75V			2.5	μ A
		V _R = 75V, T _j = 150°C			50	μ A
		V _R = 25V, T _j = 150°C			30	μ A
		V _R = 20V			25	nA
Junction Capacitance	C _j	V _R = 0, f = 1.0MHz			2	pF
Reverse Recovery Time	t _{tr}	I _F = I _R = 10mA, I _{tr} = 0.1 X I _R , R _L = 100 Ω			4	ns

Package Outline

SOT-323



DIMENSIONS (mm are the original dimensions)

UNIT	A	A ₁ max	b _p	c	D	E	e	e ₁	H _E	L _p	Q	v	w
mm	1.1 0.8	0.1	0.4 0.3	0.25 0.10	2.2 1.8	1.35 1.15	1.3	0.65	2.2 2.0	0.45 0.15	0.23 0.13	0.2	0.2

Summary of Packing Options

Package	Package Description	Packing Quantity	Industry Standard
SOT-323	Tape/Reel, 7" reel	3000	EIA-481-1

单击下面可查看定价，库存，交付和生命周期等信息

[>>YFW\(佑风微\)](#)