

## Trench MOS Barrier Schottky Rectifier

Reverse Voltage - 200 V

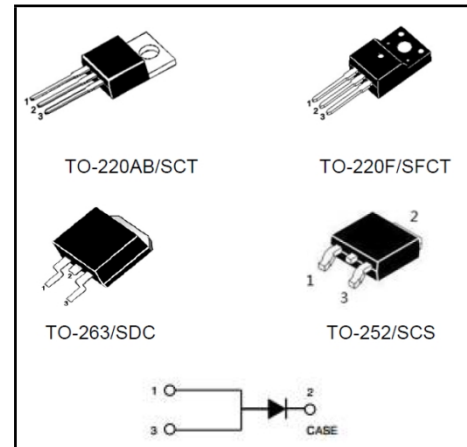
Forward Current – 10 A

### FEATURES

- ◆Very low forward voltage
- ◆High current capability
- ◆High forward surge capability
- ◆Low power losses · High efficiency
- ◆Guarding for over voltage protection
- ◆Lead free in comply with EU RoHS 2011/65/EU directives

### MECHANICAL DATA

- ◆Case: TO-220AB/CT TO-220F/FCT TO-263/DC TO-252/CS
- ◆Solder bath temperature 275°C maximum, 10s per JESD22-106



### Primary Characteristic

$I_o$	<b>10A</b>
$V_{RRM}$	<b>200V</b>
$I_{FSM}$	<b>160A</b>
$V_F$	<b>0.71V</b>
$T_J \text{ Max}$	<b>175°C</b>

### Maximum Ratings (Per Leg) at $T_a=25^\circ\text{C}$ unless otherwise specified

Parameter	Symbols	Value	Units
Maximum Repetitive Peak Reverse Voltage	$V_{RRM}$	200	V
Maximum RMS voltage	$V_{RMS}$	140	V
Maximum DC Blocking Voltage	$V_{DC}$	200	V
Maximum Average Forward Rectified Current	$I_o$	10	A
Peak Forward Surge Current, 8.3ms Single Half Sine-wave	$I_{FSM}$	160	A
Operating Temperature Range	$T_J$	-50 ~ +175	°C
Storage Temperature Range	$T_{STG}$	-50 ~ +175	°C
Typical Thermal Resistance (Note1) TO-220AB TO-263 TO-252 TO-220F	$R_{\theta JA} / R_{\theta JC}$	2/4	°C/W

Note1: Thermal resistance from Junction to case per leg mounted on heatsink.

### Electrical Characteristics (Per Leg) unless otherwise specified

Characteristics	Symbols	Value		Units	
		Typ	Max		
Forward Voltage Drop(Note2)	$V_F$	0.73	-	V	
at $I_F=3A$					TA=25°C
		TA=125°C			
at $I_F=5A$		TA=25°C	0.77		0.82
		TA=125°C	0.62		-
at $I_F=10A$		TA=25°C	0.84		0.89
	TA=125°C	0.71	-		
Maximum Reverse Current at $V_R=200V$	$I_R$	1	10	uA	
		0.3	-	mA	

Note2:Pulse test: 300 μs pulse width, 1 % duty cycle

**RATINGS AND CHARACTERISTIC CURVES**

FIG.1 MAXIMUM FORWARD CURRENT DERATING CURVE

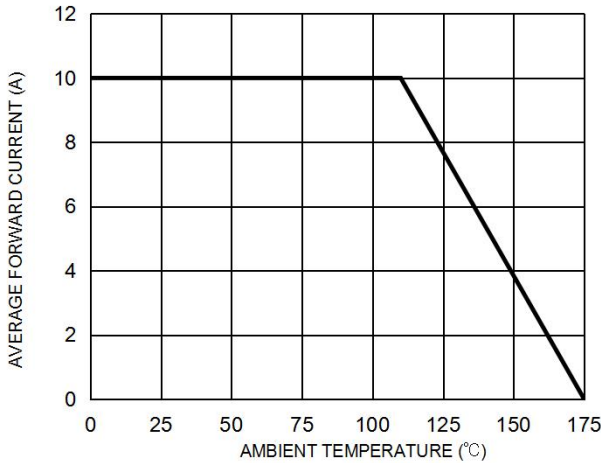


FIG. 2 MAXIMUM NON-REPETITIVE FORWARD SURGE CURRENT PER LEG

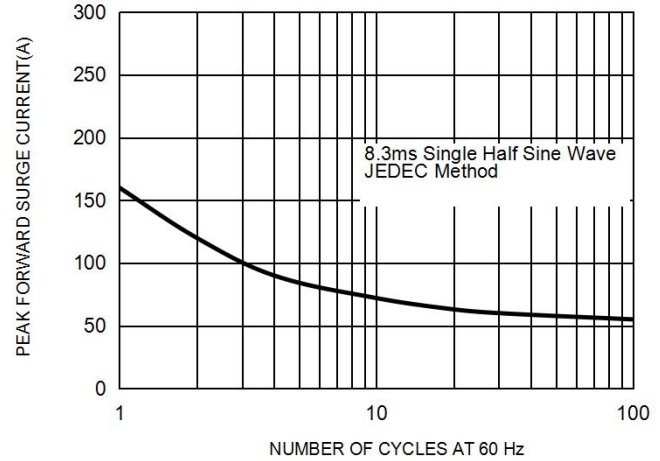


FIG. 3 TYPICAL FORWARD CHARACTERISTICS PER LEG

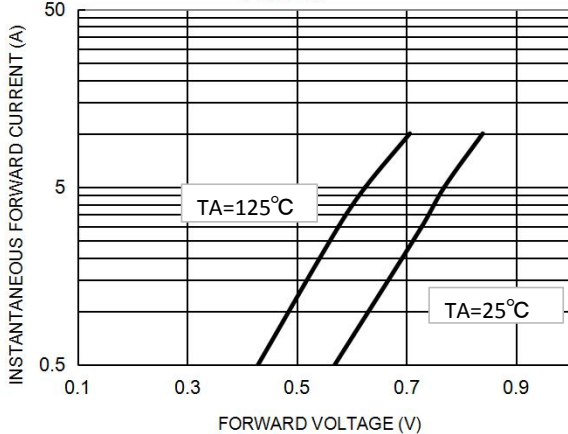
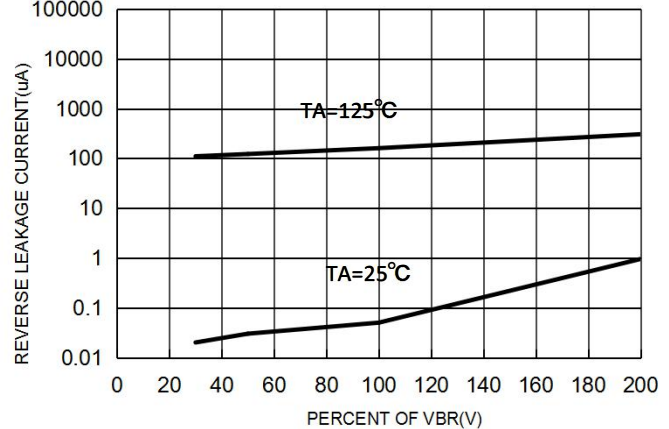
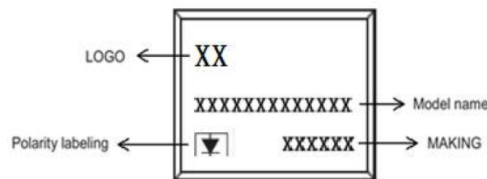


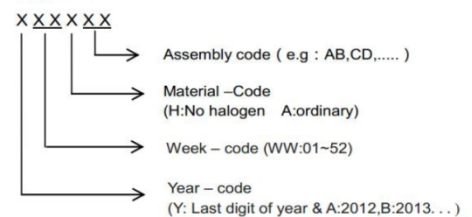
FIG. 4 TYPICAL REVERSE CHARACTERISTICS PER LEG



**Marking on the body**



**MAKING:**



**Ordering information**

Part Number	Package	Unit Weight	Base Quantity	Delivery mode
HRT10L200SCT	TO-220AB	0.07oz(1.96g)	50 pcs / tube	1000pcs/box 5000pcs/carton
HRT10L200SFCT	TO-220F	0.06oz(1.74g)	50 pcs / tube	1000pcs/box 5000pcs/carton
HRT10L200SDC-G	TO-263	0.04oz(1.16g)	50 pcs / tube	1000pcs/box 5000pcs/carton
HRT10L200SDC	TO-263	0.04oz(1.16g)	800 pcs / reel	1600pcs/box 4000pcs/carton
HRT10L200SCS	TO-252	0.011oz(0.32g)	2500 pcs / reel	5000pcs /box 12500pcs/carton

Note: For Halogen Free molding compound, add "H" suffix to part number above.

Package Outline Dimensions millimeters

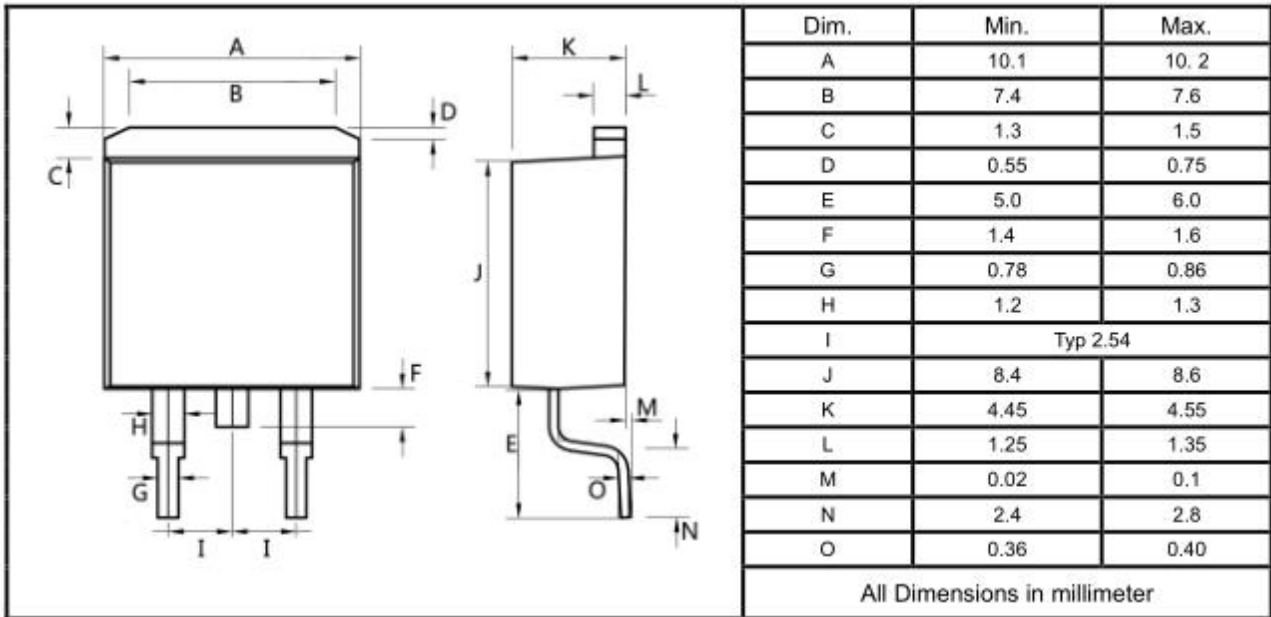
**TO-220AB**

	Dim.	Min.	Max.
	A	10.15	10.35
	B	2.65	2.95
	C	3.70	3.90
	D	28.5	29.5
	E	1.30	1.45
	F	6.35	6.55
	G	2.9	3.3
	H	15.0	16.0
	I	0.38	0.42
	J	4.45	4.55
	K	1.25	1.35
	L	Typ 5.08	
	M	Typ 2.54	
	O	0.76	0.84
All Dimensions in millimeter			

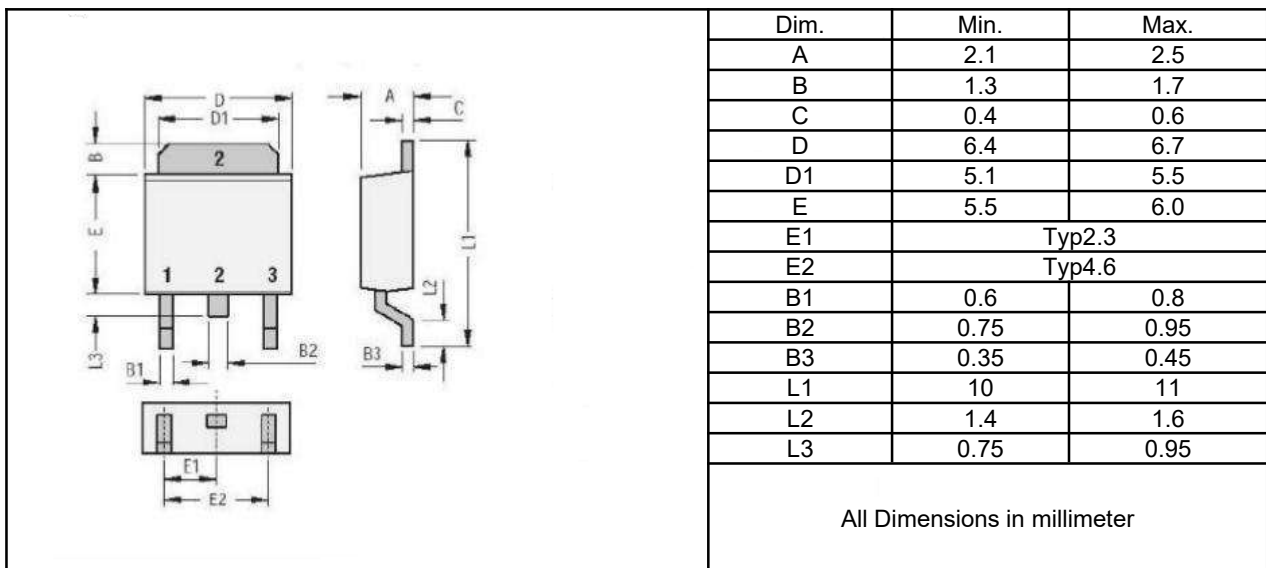
**TO-220F**

	Dim.	Min.	Max.
	A	9.95	10.25
	B	2.95	3.25
	C	1.25	1.45
	D	12.95	13.25
	E	0.50	0.65
	F	3.1	3.3
	G	1.30	1.45
	H	Typ 2.54	
	I	Typ 5.08	
	J	4.60	4.75
	K	2.50	2.65
	L	6.35	6.55
	M	15.4	16.0
	N	2.75	3.05
O	0.48	0.52	
P	0.76	0.84	
All Dimensions in millimeter			

**TO-263**



**TO-252**



单击下面可查看定价，库存，交付和生命周期等信息

[>>YFW\(佑风微\)](#)