

Fast recovery high voltage diodes

Reverse Voltage –10KV to 12KV

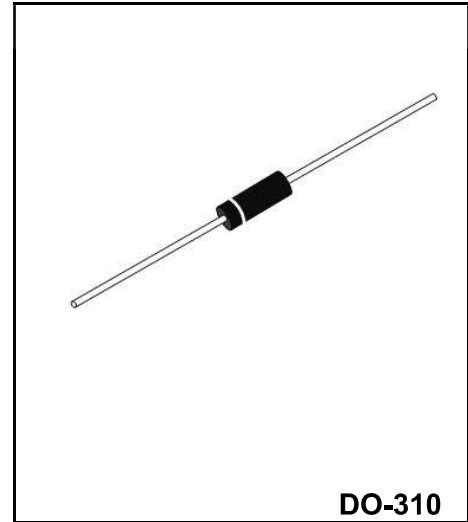
Forward Current –5mA

FEATURES

- ◆Supersmall size
- ◆High reliability
- ◆High speed switching
- ◆Epoxy meets UL94V-0 flammability rating

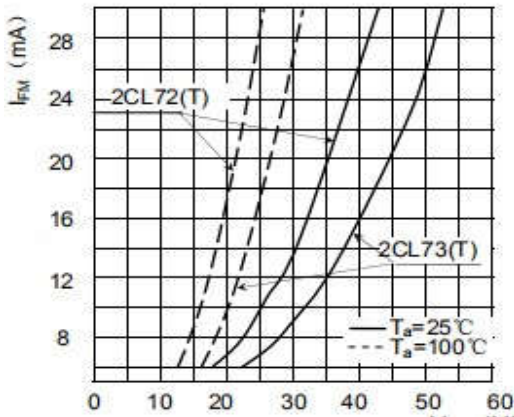
MECHANICAL DATA

- ◆Case: Molded Plastic Body
- ◆Terminals: Pure tin plated leads, solderable per J-STD-002 and JESD22-B102, E3 suffix for consumer grade, meet JESD201 class 1A whisker test.



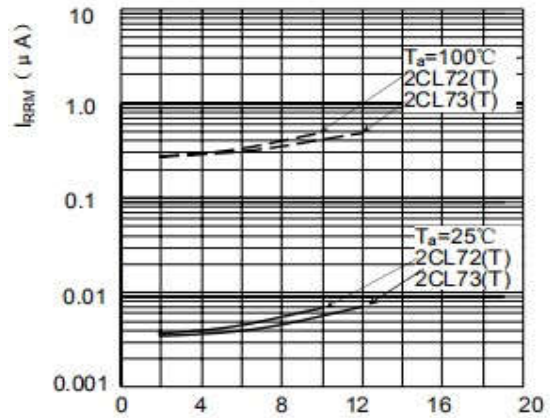
Parameter		Symbols	2CL72T	2CL73T	Units
Repetitive peak reverse voltage		V_{RRM}	10	12	KV
Non-Repetitive peak reverse voltage		V_{RMS}	12	15	KV
Average forward current	60Hz half-sine wave, Resistance load, $T_a=25^{\circ}C$	$I_{F(AV)}$	5		mA
Surge(Non-repetitive)forward current	60Hz half-sine wave, 1 cycle, $T_a=25^{\circ}C$	I_{FSM}	0.5		A
Peak forward voltage	$I_{FM}=10mA$	V_{FM}	42	48	V
Peak reverse current $V_{RM}=V_{RRM}$	$T_a=25^{\circ}C$	I_{RRM}	2		μA
	$T_a=100^{\circ}C$		5		
Reverse recovery time	$I_F=2mA, I_{RM}=4mA$	Trr	0.08		μS
Operating ambient temperature		Ta	-40 ~ +100		$^{\circ}C$
Storage Temperature Range		Tstg	-40 ~ +120		$^{\circ}C$
Virtual junction temperature		T(vj)	120		$^{\circ}C$

Typical characteristics



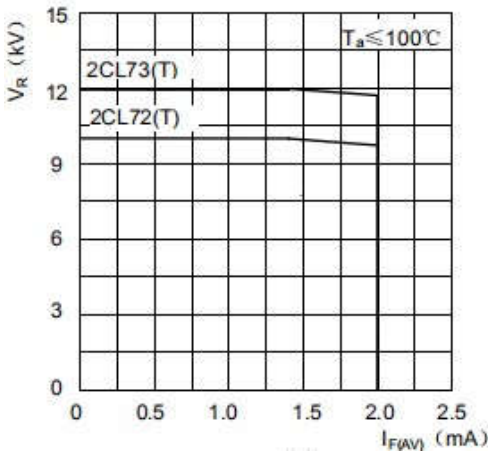
V_{FM} (V)

Forward Characteristics



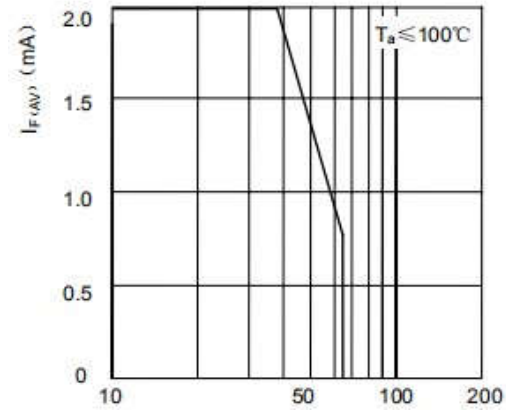
V_{RM} (kV)

Reverse Characteristics



V_R — I_F (AV)

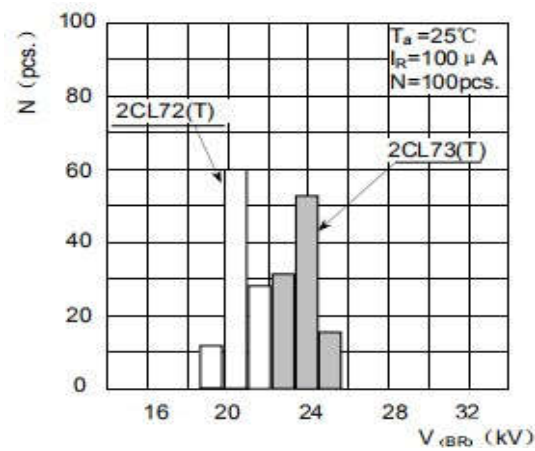
V_R — I_F (AV) Curve



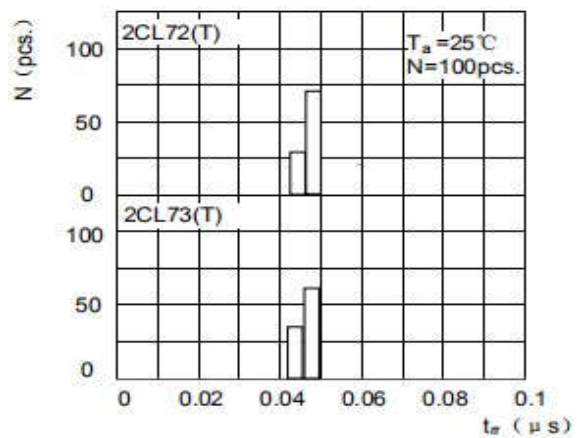
f_H (kHz)

I_F (AV) — f_H

I_F (AV) — f_H Curve

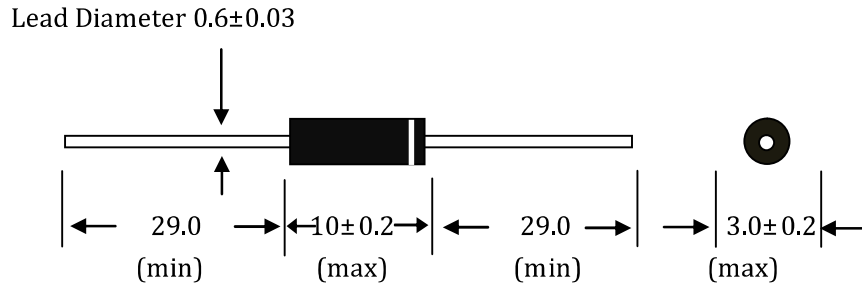


Breakdown voltage Distribution



Reverse Recovery Time Distribution

Package Outline DO-310



Summary of Packing Options

Package	Packing Description	Packing Quantity	Industry Standard
DO-310	BOX	5000	EIA-481-1

单击下面可查看定价，库存，交付和生命周期等信息

[>>YFW\(佑风微\)](#)