


**Trench MOS Barrier Schottky Rectifier**
**Reverse Voltage - 45 V**
**Forward Current - 20 A**
**FEATURES**

- ◆ Advanced trench technology
- ◆ Low forward voltage drop
- ◆ Low power losses
- ◆ High efficiency operation
- ◆ Lead free in comply with EU RoHS 2011/65/EU directives

**MECHANICAL DATA**

- ◆ Case: TO-252(D-PAK)
- ◆ Terminals: Solderable per MIL-STD-750, Method 2026


**Maximum Ratings (Per Leg) at Ta=25°C unless otherwise specified**

Parameter		Symbols	Value	Units
Maximum Repetitive Peak Reverse Voltage		$V_{RRM}$	45	V
Maximum RMS voltage		$V_{RMS}$	31.5	V
Maximum DC Blocking Voltage		$V_{DC}$	45	V
Maximum Average Forward Rectified Current	Per diode	$I_{F(AV)}$	20	A
Peak Forward Surge Current, 8.3ms Single Half Sine-wave superimposed on rated load per diode		$I_{FSM}$	180	A
Operating Temperature Range		$T_J$	-55 ~ +150	°C
Storage Temperature Range		$T_{STG}$	-55 ~ +150	°C
Typical Thermal Resistance Per diode(munted on FR-4 PCB)	TO-252	$R_{\theta JA}$	6	°C/W

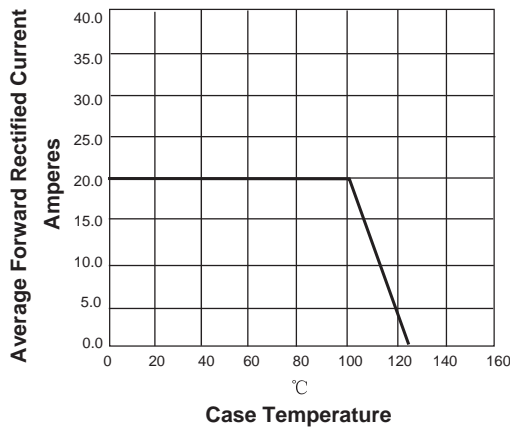
**Note1: Thermal resistance from Junction to case per leg mounted on heatsink.**
**Electrical Characteristics (Per Leg) unless otherwise specified**

Characteristics		Symbols	Value		Units
Forward Voltage Drop(Note2)		$V_F$	<b>Typ</b>	<b>Max</b>	V
at $I_F=5A$ Instantaneous forward voltage per diode	TA=25°C		0.37	-	
	TA=125°C		0.31	-	
at $I_F=10A$ Instantaneous forward voltage per diode	TA=25°C		0.44	0.49	
	TA=125°C	0.39	-		
Instantaneous reverse current per diode at rated reverse voltage	TA=25°C	$I_R$	-	280	uA
	TA=125°C		-	100	mA

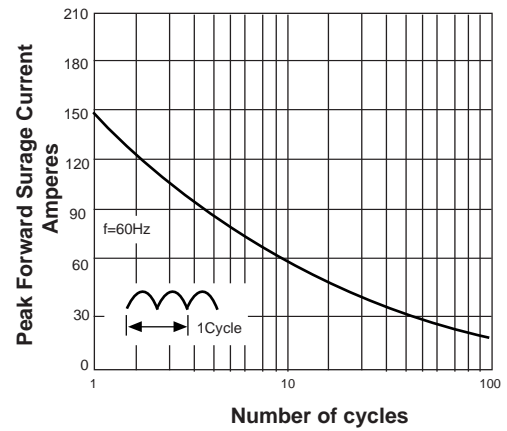
**Note2: (1)Pulse test: 300 μs pulse width, 1 % duty cycle**
**(2) Pulse test: Pulse width ≦ 40 ms**

**RATINGS AND CHARACTERISTIC CURVES**

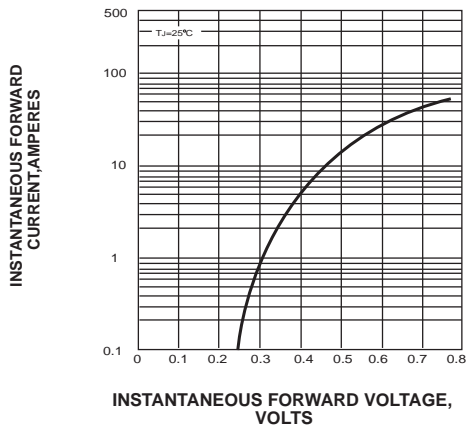
**FIG. 1- DERATING CURVE OUTPUT RECTIFIED CURRENT**



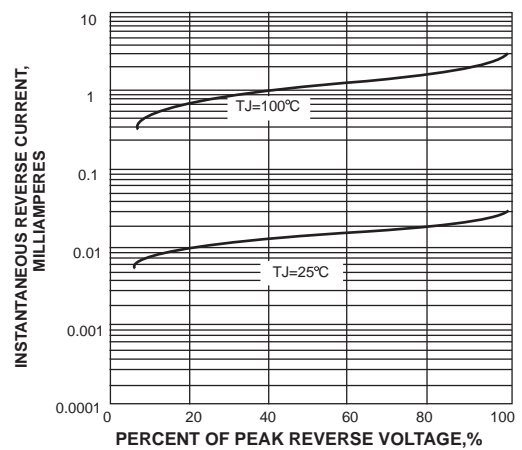
**FIG. 2-MAXIMUM NON-REPETITIVE PEAK FORWARD SURGE CURRENT PER LEG**



**FIG. 3-TYPICAL FORWARD VOLTAGE CHARACTERISTICS**



**FIG. 4-TYPICAL REVERSE LEAKAGE CHARACTERISTICS**



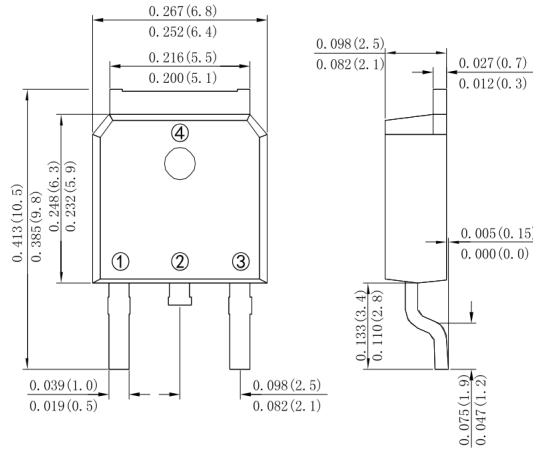
**Ordering Information**

Part Number	Package	Base Quantity	Delivery mode
SRT20L45CS	TO-252	2500 pcs / reel	5000pcs/box12500pcs/carton

Note: For Halogen Free molding compound, add "H" suffix to part number above.

Package Outline Dimensions Millimeters

TO-252



单击下面可查看定价，库存，交付和生命周期等信息

[>>YFW\(佑风微\)](#)