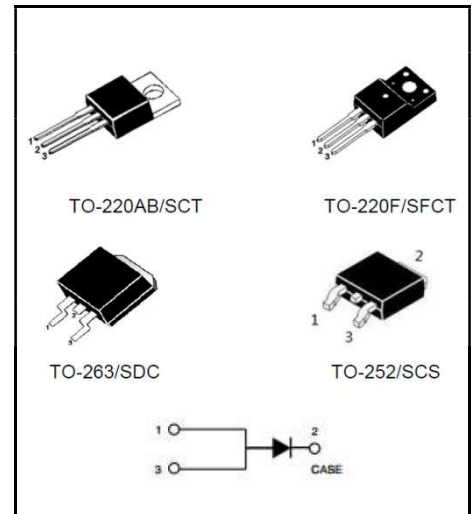


Trench MOS Barrier Schottky Rectifier
Reverse Voltage - 45 V
Forward Current - 10 A
FEATURES

- ◆Very low forward voltage
- ◆High current capability
- ◆High forward surge capability
- ◆Low power losses, High efficiency
- ◆Guarding for over voltage protection
- ◆Lead free in comply with EU RoHS 2011/65/EU directives

MECHANICAL DATA

- ◆Case: TO-220AB/CT TO-220F/FCT TO-263/DC TO-252/CS
- ◆Solder bath temperature 275°C maximum, 10s per JESD22-106


Primary Characteristic

I_o	10A
V_{RRM}	45V
I_{FSM}	180A
V_F	0.43V
T_J Max	150°C

Maximum Ratings (Per Leg) at Ta=25°C unless otherwise specified

Parameter	Symbols	Value	Units
Maximum Repetitive Peak Reverse Voltage	V_{RRM}	45	V
Working Peak Reverse Volta	V_{RMS}	31.5	V
Maximum DC Blocking Voltage	V_{DC}	45	V
Maximum Average Forward Rectified Current	I_o	10	A
Peak Forward Surge Current, 8,3 ms Single Half Sine-wave Superimposed on Rated Load (JEDEC method)	I_{FSM}	180	A
Operating Temperature Range	T_J	-50 ~ +150	°C
Storage Temperature Range	T_{STG}	-50 ~ +150	°C
Typical Thermal Resistance (Note1) TO-220AB, TO-263 2 TO-220F TO-252	R_{θJC}	2 4	°C/W

Note1: Thermal resistance from Junction to case per leg mounted on heatsink
Electrical Characteristics (Per Leg) unless otherwise specified

Characteristics		Symbols	Value		Units
Forward Voltage Drop(Note2)		V_F	Typ	Max	V
at I _F =3A	TA=25°C		0.34	-	
	TA=125°C		0.27	-	
at I _F =5A	TA=25°C		0.38	-	
	TA=125°C		0.32	-	
at I _F =10A	TA=25°C		0.46	0.52	
	TA=125°C	0.43	-		
Maximum Reverse Current at V _R =45V	TA=25°C	I_R	50	100	uA
	TA=125°C		9	-	mA

Note2: Pulse test: 300 μs pulse width, 1 % duty cycle

RATINGS AND CHARACTERISTIC CURVES

FIG.1 MAXIMUM FORWARD CURRENT DERATING CURVE

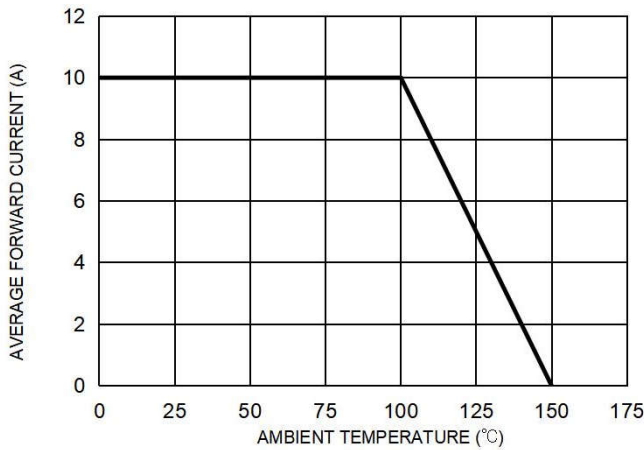


FIG. 2 MAXIMUM NON-REPETITIVE FORWARD SURGE CURRENT PER LEG

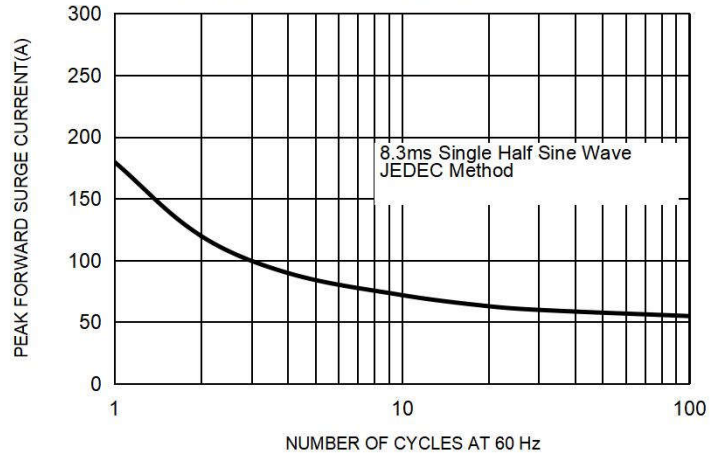


FIG. 3 TYPICAL FORWARD CHARACTERISTICS PER LEG

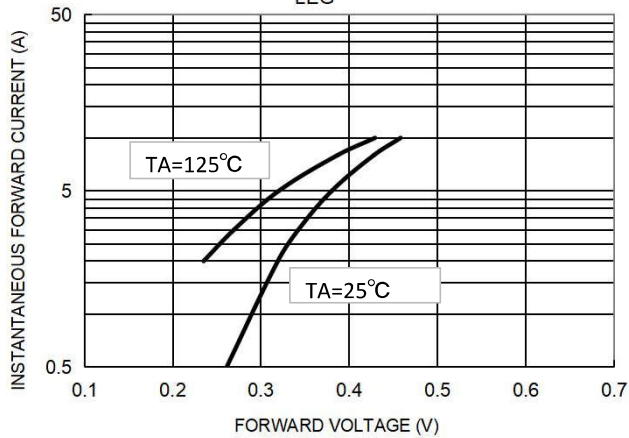
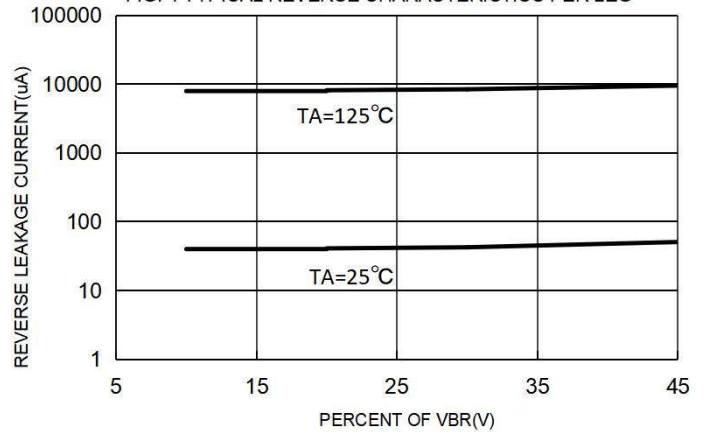
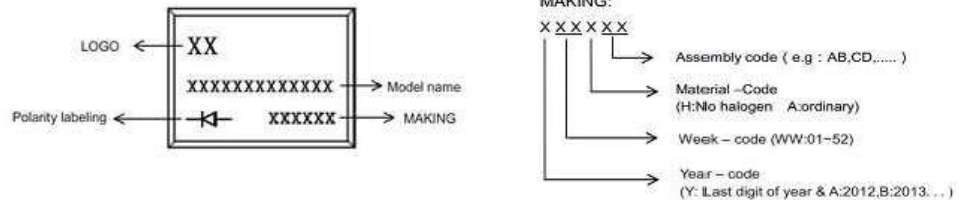


FIG. 4 TYPICAL REVERSE CHARACTERISTICS PER LEG



Marking on the body



Ordering information

Part Number	Package	Unit Weight	Base Quantity	Delivery mode
SRT10L45SCT	TO-220AB	0.07oz(1.96g)	50 pcs / tube	1000pcs/box 5000pcs/carton
SRT10L45SFCT	TO-220F	0.06oz(1.74g)	50 pcs / tube	1000pcs/box 5000pcs/carton
SRT10L45SDC-G	TO-263	0.04oz(1.16g)	50 pcs / tube	1000pcs/box 5000pcs/carton
SRT10L45SDC	TO-263	0.04oz(1.16g)	800 pcs / reel	1600pcs/box4000pcs/carton
SRT10L45SCS	TO-252	0.011oz(0.32g)	2500 pcs / tube	5000pcs/box 5000pcs/carton

Note: For Halogen Free molding compound, add "H" suffix to part number above.

Package Outline Dimensions millimeters

TO-220AB

Dim.	Min.	Max.
A	10.15	10.35
B	2.65	2.95
C	3.70	3.90
D	28.5	29.5
E	1.30	1.45
F	6.35	6.55
G	2.9	3.3
H	15.0	16.0
I	0.38	0.42
J	4.45	4.55
K	1.25	1.35
L	Typ 5.08	
M	Typ 2.54	
N	3.1	3.3
O	0.76	0.84
All Dimensions in millimeter		

TO-220F

Dim.	Min.	Max.
A	9.95	10.25
B	2.95	3.25
C	1.25	1.45
D	12.95	13.25
E	0.50	0.65
F	3.1	3.3
G	1.30	1.45
H	Typ 2.54	
I	Typ 5.08	
J	4.60	4.75
K	2.50	2.65
L	6.35	6.55
M	15.4	16.0
N	2.75	3.05
O	0.48	0.52
P	0.76	0.84
All Dimensions in millimeter		

Package Outline Dimensions millimeters

TO-263

	Dim.	Min.	Max.
	A	10.1	10.2
	B	7.4	7.6
	C	1.3	1.5
	D	0.55	0.75
	E	5.0	6.0
	F	1.4	1.6
	G	0.78	0.86
	H	1.2	1.3
	I	Typ2.54	
	J	8.4	8.6
	K	4.45	4.55
	L	1.25	1.35
	M	0.02	0.1
N	2.4	2.8	
O	0.36	0.40	
All Dimensions in millimeter			

TO-252

	Dim.	Min.	Max.
	A	2.1	2.5
	B	1.3	1.7
	C	0.4	0.6
	D	6.4	6.7
	D1	5.1	5.5
	E	5.5	6.0
	E1	Typ2.3	
	E2	Typ4.6	
	B1	0.6	0.8
	B2	0.75	0.95
	B3	0.35	0.45
	L1	10	11
	L2	1.4	1.6
L3	0.75	0.95	
All Dimensions in millimeter			

单击下面可查看定价，库存，交付和生命周期等信息

[>>YFW\(佑风微\)](#)