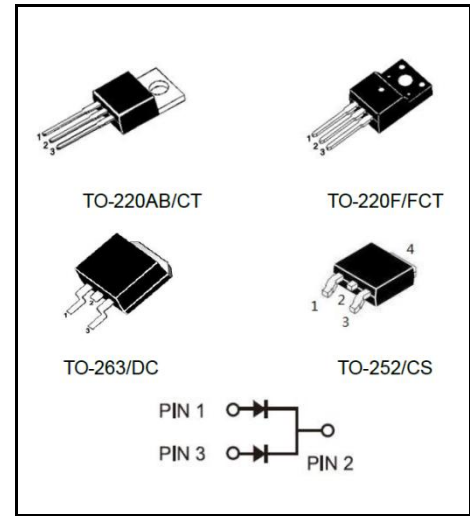


SCHOTTKY BARRIER RECTIFIER
Reverse Voltage - 200 V
Forward Current - 10 A
FEATURES

- ◆ Low forward voltage
- ◆ High current capability
- ◆ High forward surge capability
- ◆ Low power losses, High efficiency
- ◆ Guarding for over voltage protection
- ◆ Lead free in comply with EU RoHS 2011/65/EU directives

MECHANICAL DATA

- ◆ Case: TO-220AB/CT TO-220F/FCT TO-263/DC TO-252/CS
- ◆ Solder bath temperature 275°C maximum, 10s per JESD22-106


Primary Characteristic

| | |
|--------------------------|--------------|
| I_o | 2*5A |
| V_{RRM} | 200V |
| I_{FSM} | 130A |
| V_F | 0.72V |
| T_J Max | 150°C |

Maximum Ratings (Per Leg) at Ta=25°C unless otherwise specified

| Parameter | Symbols | Value | Units |
|--|--|------------|-------------|
| Maximum Repetitive Peak Reverse Voltage | V_{RRM} | 200 | V |
| Maximum RMS voltage | V_{RMS} | 140 | V |
| Maximum DC Blocking Voltage | V_{DC} | 200 | V |
| Maximum Average Forward Rectified Current | Per Leg | 5 | A |
| | Total | 10 | |
| Peak Forward Surge Current, 8.3ms Single Half Sine-wave | I_{FSM} | 130 | A |
| Operating Temperature Range | T_J | -55 ~ +150 | °C |
| Storage Temperature Range | T_{STG} | -55 ~ +150 | °C |
| Typical Thermal Resistance ^(Note1) TO-220AB, TO-263 TO252 TO-220F | R_{θJA} R_{θJC} | 2/4 | °C/W |

Note1: Thermal resistance from Junction to case per leg mounted on heatsink.
Electrical Characteristics (Per Leg) unless otherwise specified

| Characteristics | Symbols | Value | | Units |
|---|----------------------|----------|------|-----------|
| | | Typ | Max | |
| Forward Voltage Drop(Note2) | V_F | 0.77 | - | V |
| at I _F =2A | | | | |
| | | TA=125°C | | |
| at I _F =3A | | TA=25°C | | |
| | | TA=125°C | | |
| at I _F =5A | | TA=25°C | 0.85 | |
| | TA=125°C | 0.72 | - | |
| Maximum Reverse Current at V _R =200V | I_R | 1 | 5 | uA |
| | | 0.5 | - | mA |

Note2: Pulse test: 300 μs pulse width, 1 % duty cycle

RATINGS AND CHARACTERISTIC CURVES

FIG.1 MAXIMUM FORWARD CURRENT DERATING CURVE

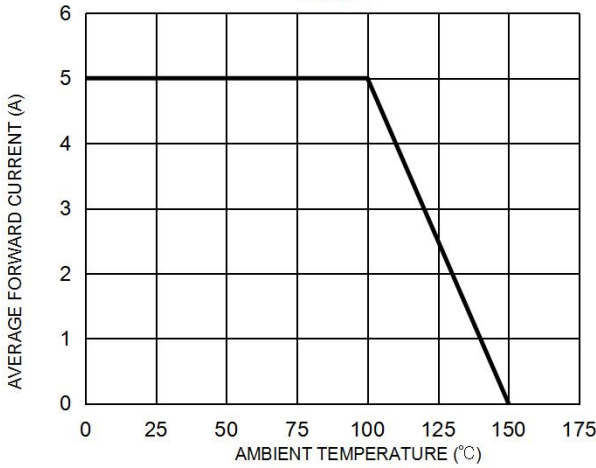


FIG. 2 MAXIMUM NON-REPETITIVE FORWARD SURGE CURRENT PER LEG

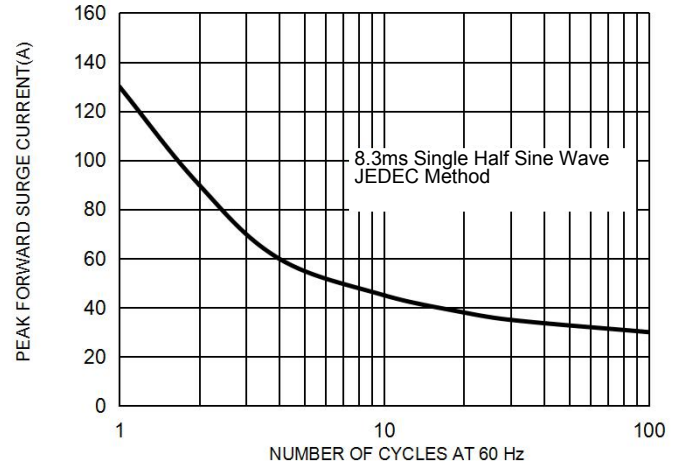


FIG. 3 TYPICAL FORWARD CHARACTERISTICS PER LEG

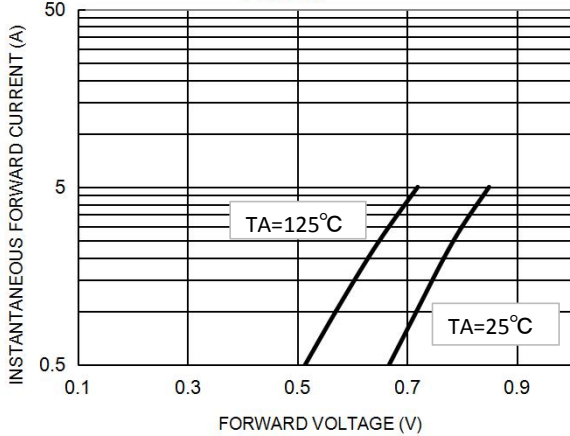
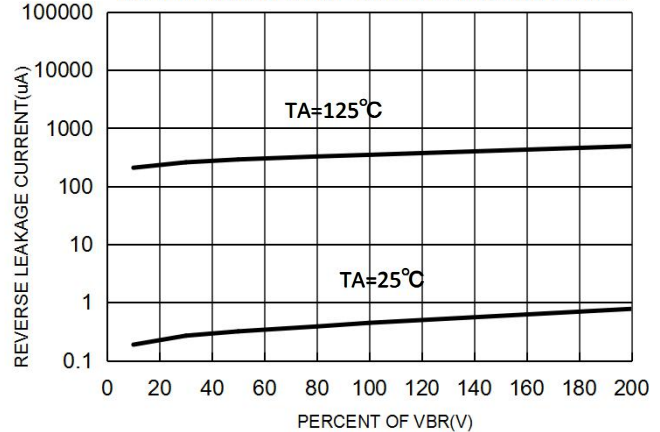
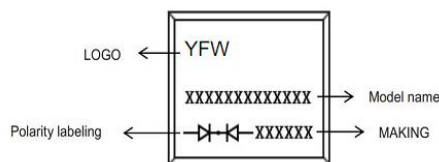


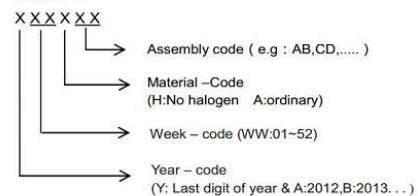
FIG. 4 TYPICAL REVERSE CHARACTERISTICS PER LEG



Marking on the body



MAKING:



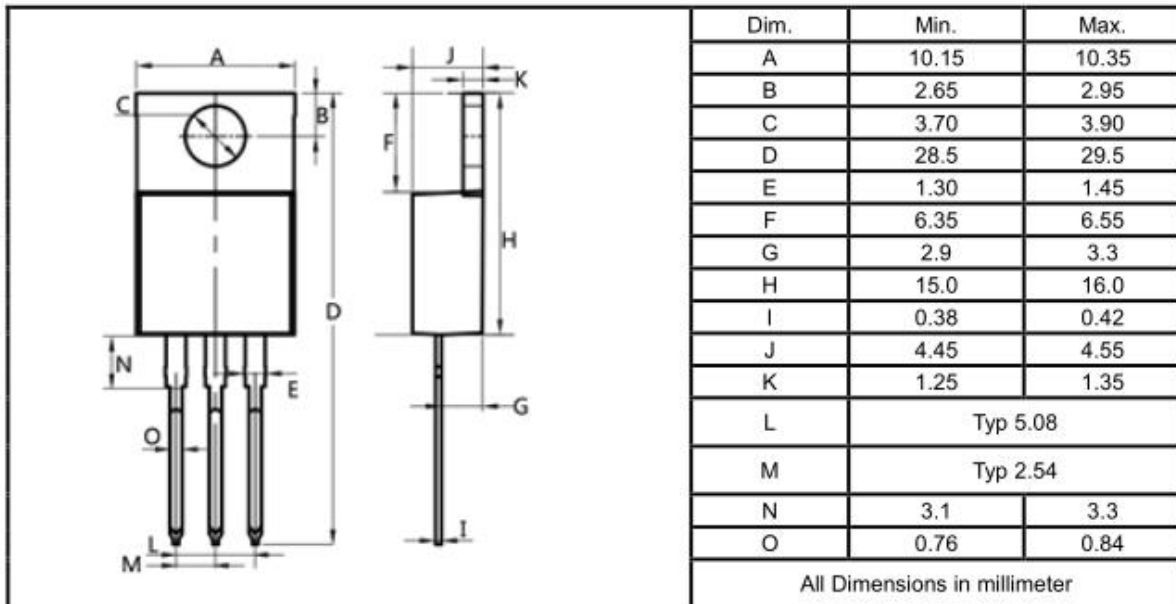
Ordering information

| Part Number | Package | Unit Weight | Base Quantity | Delivery mode |
|--------------|----------|----------------|-----------------|-----------------------------|
| MBR10200CT | TO-220AB | 0.07oz(1.96g) | 50 pcs / tube | 1000pcs/box 5000pcs/carton |
| MBR10200FCT | TO-220F | 0.06oz(1.74g) | 50 pcs / tube | 1000pcs/box 5000pcs/carton |
| MBR10200DC-G | TO-263 | 0.04oz(1.16g) | 50 pcs / tube | 1000pcs/box 5000pcs/carton |
| MBR10200DC | TO-263 | 0.04oz(1.16g) | 800 pcs / reel | 1600pcs/box 4000pcs/carton |
| MBR10200CS | TO-252 | 0.011oz(0.32g) | 2500 pcs / reel | 5000pcs/box 12500pcs/carton |

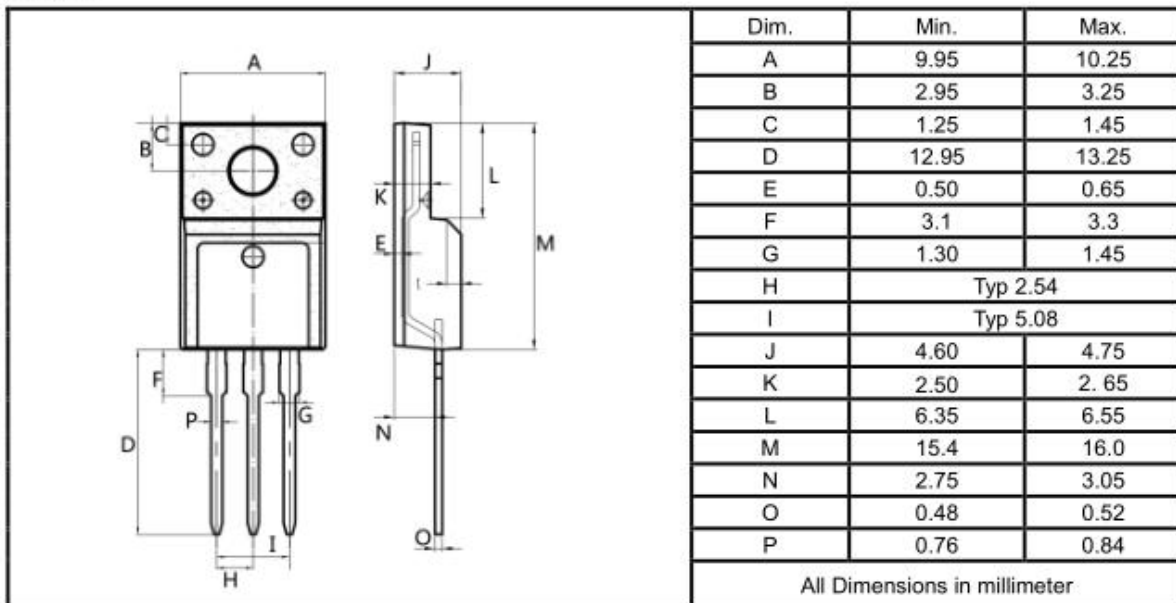
Note: For Halogen Free molding compound, add "H" suffix to part number above.

Package Outline Dimensions millimeters

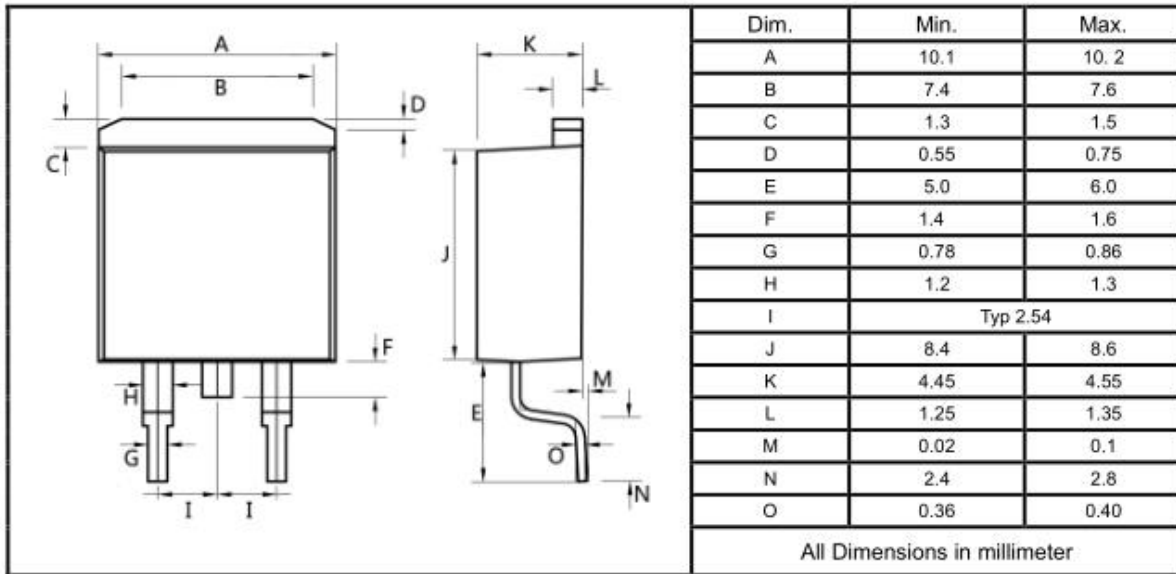
TO-220AB



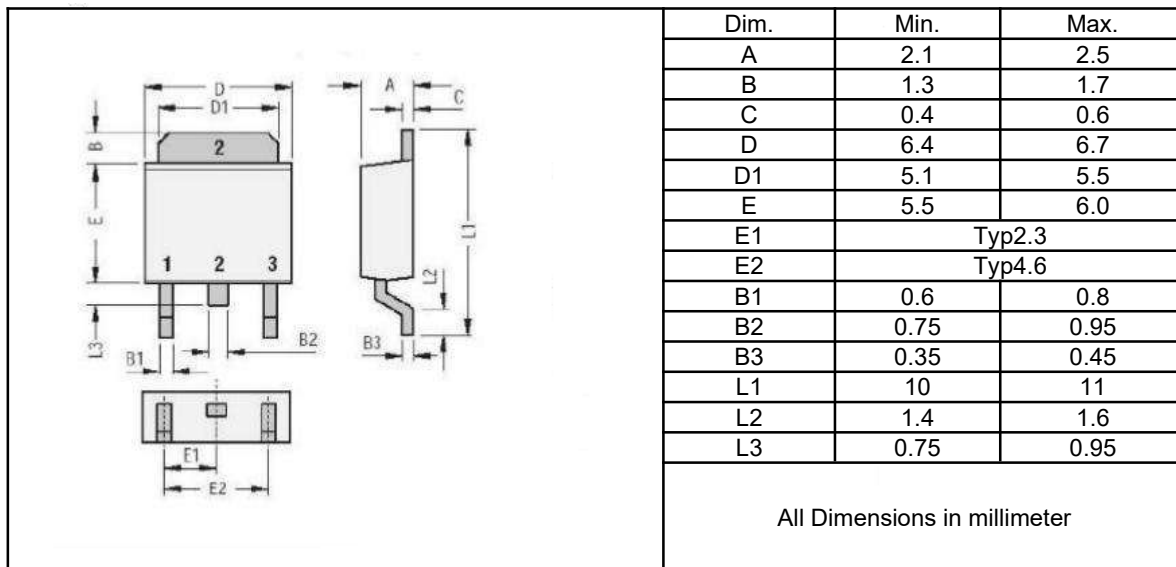
TO-220F



TO-263



TO-252



单击下面可查看定价，库存，交付和生命周期等信息

[>>YFW\(佑风微\)](#)