


SUPER FAST BRIDGE RECTIFIER
FEATURES

- ◆Surge overload rating-250 amperes peak
- ◆Polarity:As marked on body
- ◆Ideal for printed circuit board
- ◆Plastic material has U/LThe flammability classification 94V-0

MECHANICAL DATA

- ◆Case:GBU
- ◆Terminals: Solderable per MIL-STD-202, Method208
- ◆Approx. Weight: 3.9g /0.138oz


Maximum Ratings and Electrical characteristics

Ratings at 25 °C ambient temperature unless otherwise specified.

Single phase half-wave 60 Hz, resistive or inductive load, for capacitive load current derate by 20 %.

Parameter	Symbols	GBU108SF	Units
Maximum Repetitive Peak Reverse Voltage	V_{RRM}	600	V
Maximum RMS voltage	V_{RMS}	420	V
Maximum DC Blocking Voltage	V_{DC}	600	V
Maximum Average Forward $T_C=100^{\circ}C$ (Note 1) Rectified Current at	$I_{(AV)}$	10.0	A
Peak Forward Surge Current 8.3 ms Single Half Sine-Wave Superimposed on Rated Load(JEDEC method)	I_{FSM}	250	A
Forward Voltage per element @ $I_F = 10A$ DC	V_F	1.85	V
Maximum Reverse Recovery Time	T_{rr}	45	nS
Maximum DC Reverse Current at Rated DC Blocking Voltage	@ $T_a=25^{\circ}C$	5	μA
	@ $T_a=125^{\circ}C$	500	
I2t Rating for Fusing($3ms \leq t \leq 8.3ms$)	I^2t	300	A ² S
Typical Junction Capacitance (Note1)	C_j	50	pF
Operating and Storage Temperature Range	T_j, T_{stg}	-55 ~ +175	°C

(1) Measured at 1 MHz and applied reverse voltage of 4 V D.C

(2) Device mounted on 150mm*150mm*16mm cu plate heatsink

Ratings And Characteristic Curves

FIG. 1- DERATING CURVE OUTPUT RECTIFIED CURRENT

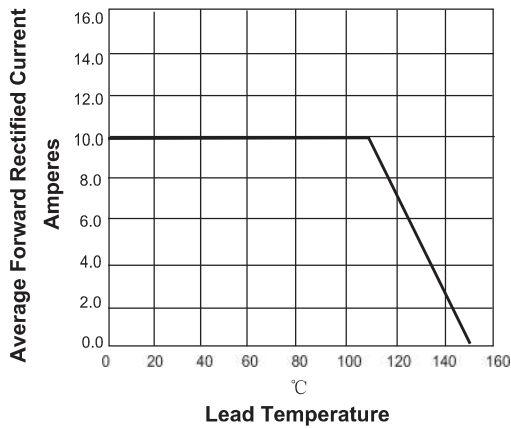


FIG. 2-MAXIMUM NON-REPETITIVE PEAK FORWARD SURGE CURRENT PERLEG

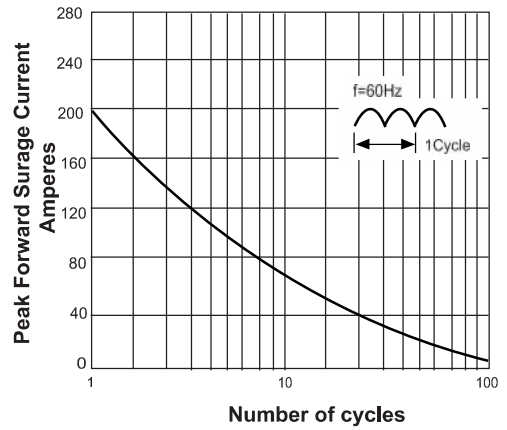


FIG. 3-TYPICAL FORWARD VOLTAGE CHARACTERISTICS

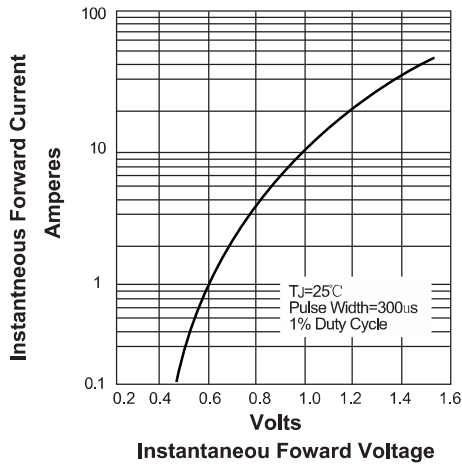
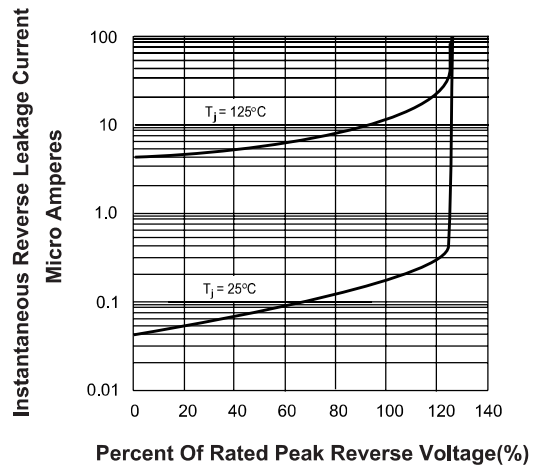
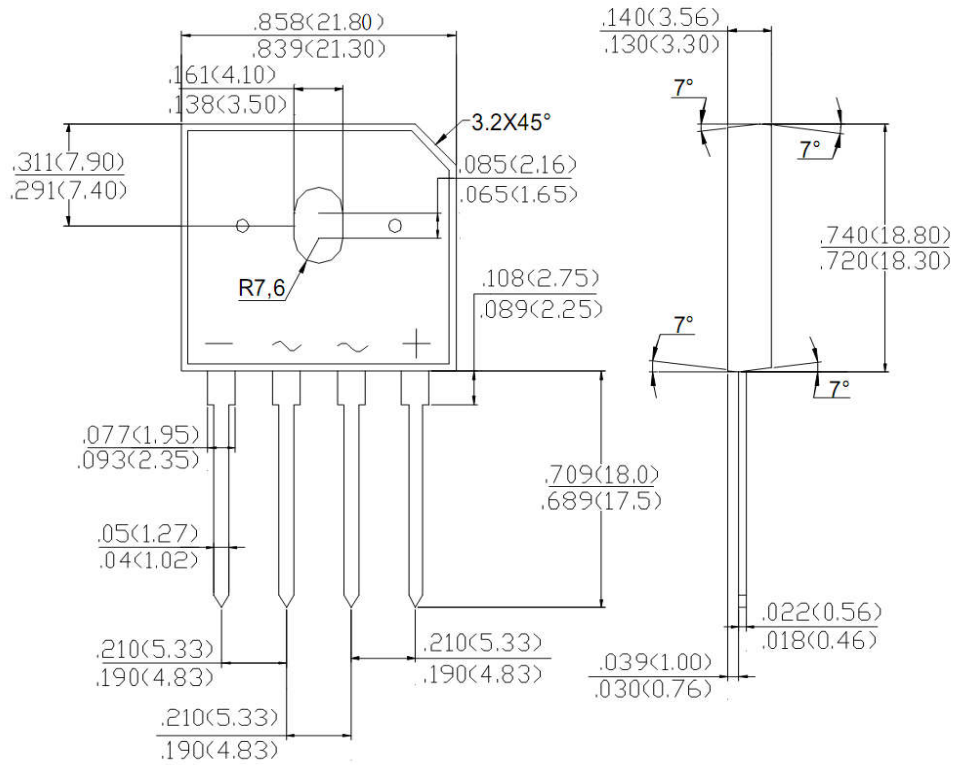


FIG. 4-TYPICAL REVERSE LEAKAGE CHARACTERISTICS



Package Outline

GBU



Summary of Packing Options

Package	Packing Description	Packing Quantity	Industry Standard
GBU	BOX	350	EIA-481-1

单击下面可查看定价，库存，交付和生命周期等信息

[>>YFW\(佑风微\)](#)