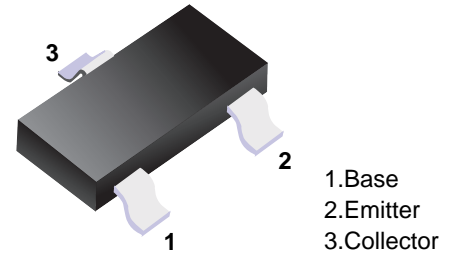


■ NPN Transistors

■ Features

- For general AF applications
- Low collector-emitter saturation voltage
- Complementary types: BC807 (PNP)



■ Simplified outline(SOT-23)

■ Absolute Maximum Ratings Ta = 25°C

Parameter	Symbol	Rating	Unit
Collector - Base Voltage	V <sub>CB0</sub>	50	V
Collector - Emitter Voltage	V <sub>CEO</sub>	45	
Emitter - Base Voltage	V <sub>EBO</sub>	5	
Collector Current - Continuous	I <sub>c</sub>	0.5	A
Collector Power Dissipation	P <sub>c</sub>	0.3	W
Junction Temperature	T <sub>J</sub>	150	°C
Storage Temperature Range	T <sub>stg</sub>	-55 to 150	

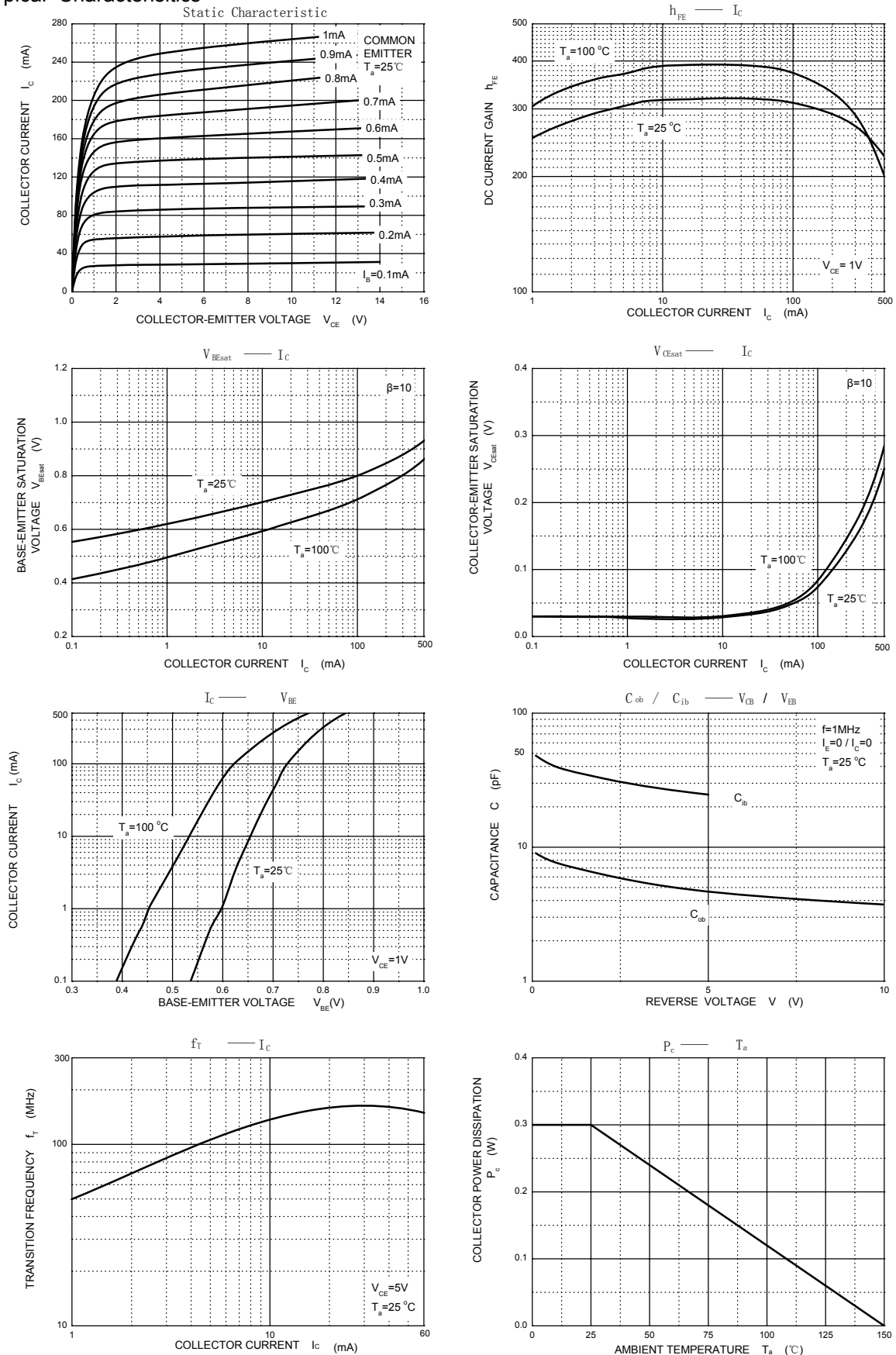
■ Electrical Characteristics Ta = 25°C

Parameter	Symbol	Test Conditions	Min	Typ	Max	Unit
Collector- base breakdown voltage	V <sub>CB0</sub>	I <sub>c</sub> = 100 μA, I <sub>E</sub> = 0	50			V
Collector- emitter breakdown voltage	V <sub>CEO</sub>	I <sub>c</sub> = 10 mA, I <sub>B</sub> = 0	45			
Emitter - base breakdown voltage	V <sub>EBO</sub>	I <sub>E</sub> = 100 μA, I <sub>C</sub> = 0	5			
Collector-base cut-off current	I <sub>CB0</sub>	V <sub>CB</sub> = 45 V, I <sub>E</sub> = 0			0.1	μA
Emitter cut-off current	I <sub>EBO</sub>	V <sub>EB</sub> = 4V, I <sub>C</sub> =0			0.1	
Collector-emitter saturation voltage	V <sub>CE(sat)</sub>	I <sub>C</sub> =500 mA, I <sub>B</sub> =50mA			0.7	V
Base - emitter saturation voltage	V <sub>BE(sat)</sub>	I <sub>C</sub> = 500 mA, I <sub>B</sub> = 50mA			1.2	
Base - emitter voltage	V <sub>BE</sub>	V <sub>CE</sub> = 1V, I <sub>C</sub> = 500mA			1.2	
DC current gain	h <sub>FE(1)</sub>	V <sub>CE</sub> = 1V, I <sub>C</sub> = 100mA	100		630	
	h <sub>FE(2)</sub>	V <sub>CE</sub> = 1V, I <sub>C</sub> = 500mA	40			
Collector output capacitance	C <sub>ob</sub>	V <sub>CB</sub> = 10V, f=1MHz		10		pF
Transition frequency	f <sub>T</sub>	V <sub>CE</sub> = 5V, I <sub>C</sub> = 10mA, f=100MHz	100			MHz

■ Classification of h<sub>FE(1)</sub>

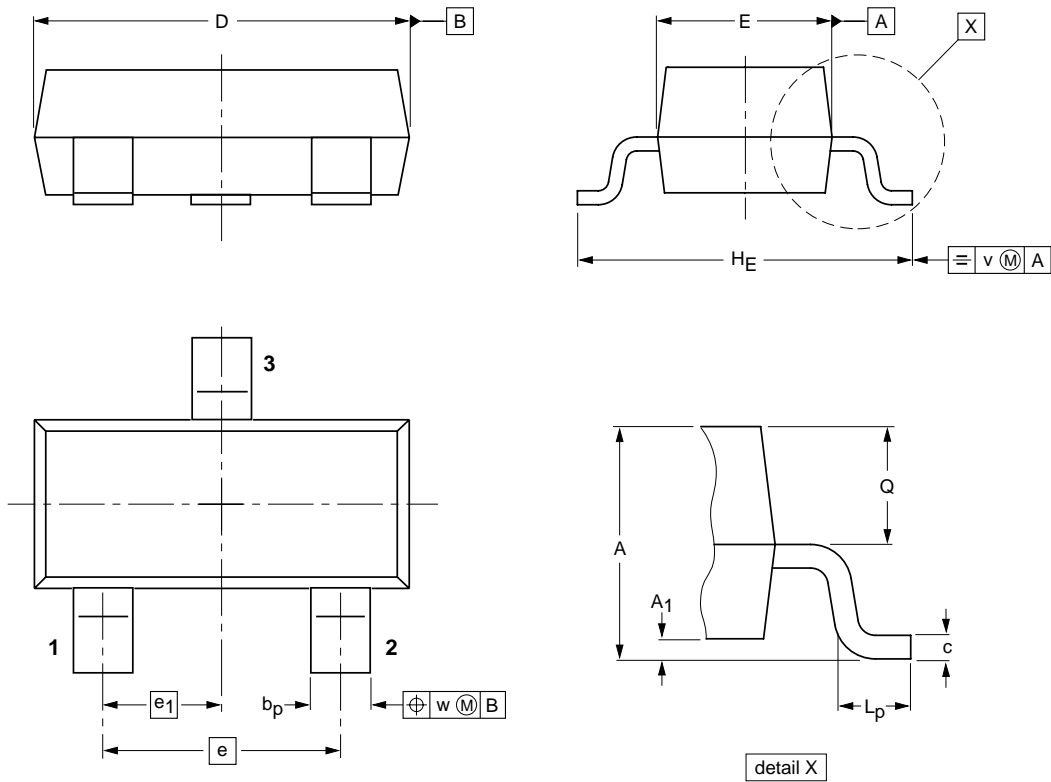
Type	BC817-16	BC817-25	BC817-40
Range	100-250	160-400	250-630
Marking	6A	6B	6C

■ Typical Characteristics



**Package Outline**

**SOT-23**



**DIMENSIONS (mm are the original dimensions)**

UNIT	A	A <sub>1</sub> max.	b <sub>p</sub>	c	D	E	e	e <sub>1</sub>	H <sub>E</sub>	L <sub>p</sub>	Q	v	w
mm	1.1 0.9	0.1	0.48 0.38	0.15 0.09	3.0 2.8	1.4 1.2	1.9	0.95	2.5 2.1	0.45 0.15	0.55 0.45	0.2	0.1

**Summary of Packing Options**

Package	Packing Description	Packing Quantity	Industry Standard
SOT-23	Tape/Reel, 7" reel	3000	EIA-481-1

单击下面可查看定价，库存，交付和生命周期等信息

[>>YFW\(佑风微\)](#)