

**SCHOTTKY BARRIER RECTIFIERS**

**Reverse Voltage - 20 to 40 V**

**Forward Current - 1 A**

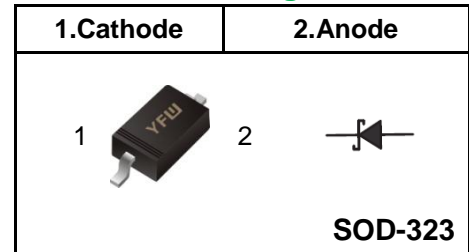
**FEATURES**

- ◆Metal silicon junction, majority carrier conduction
- ◆Guarding for overvoltage protection
- ◆Low power loss, high efficiency
- ◆High current capability
- ◆low forward voltage drop
- ◆High surge capability
- ◆For use in low voltage, high frequency inverters, free wheeling, and polarity protection applications
- ◆Lead free in comply with EU RoHS 2011/65/EU directives

**MECHANICAL DATA**

- ◆Case: SOD-323
- ◆Terminals: Solderable per MIL-STD-750, Method 2026
- ◆Approx. Weight: 4.5mg /0.00016oz

**Pinning**



**Marking Code**

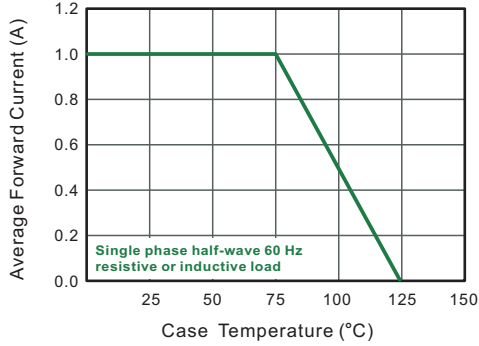
<b>B5817WS</b>	<b>SJ</b>
<b>B5818WS</b>	<b>SK</b>
<b>B5819WS</b>	<b>SL</b>

**Maximum Ratings and Electrical characteristics**

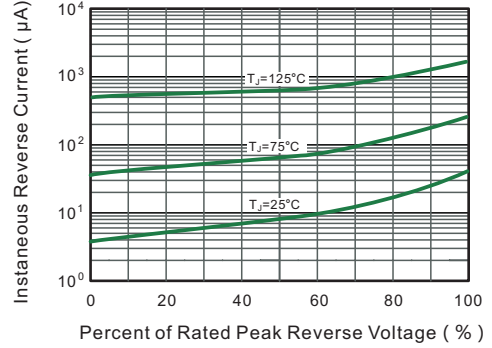
Ratings at 25 °C ambient temperature unless otherwise specified.

Parameter	Symbols	B5817WS	B5818WS	B5819WS	Units
Maximum Repetitive Peak Reverse Voltage	$V_{RRM}$	20	30	40	V
Maximum RMS voltage	$V_{RMS}$	14	21	28	V
Maximum DC Blocking Voltage	$V_{DC}$	20	30	40	V
Maximum Average Forward Rectified Current	$I_{F(AV)}$	1			A
Peak Forward Surge Current, 8.3ms Single Half Sine-wave Superimposed On Rated Load (JEDEC method)	$I_{FSM}$	25			A
Maximum Instantaneous Forward Voltage at 1 A at 3 A	$V_F$	0.45 0.75	0.55 0.875	0.6 0.9	V
Maximum Instantaneous Reverse Current at Rated DC Reverse Voltage TA = 25°C TA = 100°C	$I_R$	1 10			mA
Typical Junction Capacitance	$C_j$	110			pF
Storage and Operating Junction Temperature Range	$T_j, T_{stg}$	-55 ~ +150			°C

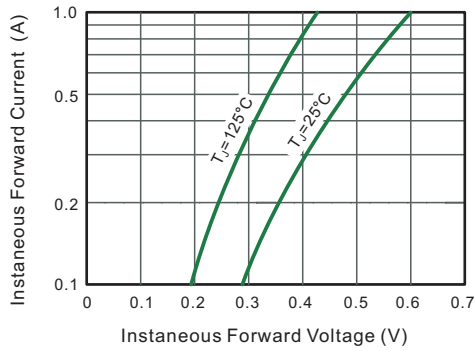
**Fig.1 Forward Current Derating Curve**



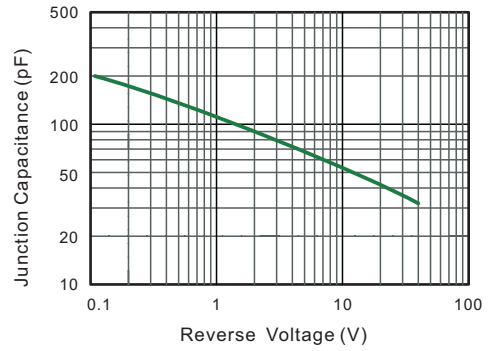
**Fig.2 Typical Reverse Characteristics**



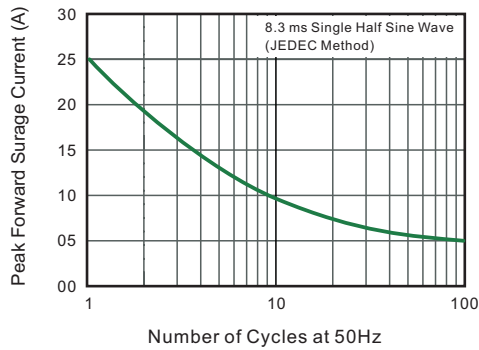
**Fig.3 Typical Forward Characteristic**



**Fig.4 Typical Junction Capacitance**



**Fig.5 Maximum Non-Repetitive Peak Forward Surge Current**



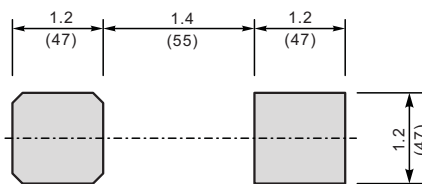
**Package Outline SOD-323**

Plastic surface mounted package; 2 leads



UNIT		A	C	D	E	E <sub>1</sub>	b	L <sub>1</sub>	A <sub>1</sub>	∠
mm	max	1.1	0.15	1.4	1.8	2.75	0.4	0.45	0.2	9°
	min	0.8	0.08	1.2	1.4	2.55	0.25	0.2	—	
mil	max	43	5.9	55	70	108	16	16	8	
	min	32	3.1	47	63	100	9.8	7.9	—	

**The recommended mounting pad size**



Unit:  $\frac{\text{mm}}{\text{mil}}$

**Summary of Packing Options**

Package	Packing Description	Packing Quantity	Industry Standard
SOD-323	Tape/Reel, 7" reel	3000	EIA-481-1

单击下面可查看定价，库存，交付和生命周期等信息

[>>YFW\(佑风微\)](#)