


Schottky Barrier Rectifiers

Reverse Voltage - 40 V

Forward Current - 80A

Features

- ◆ The plastic package carries Underwriters Laboratory Flammability Classification 94V-0
- ◆ Construction utilizes void-free molded plastic technique
- ◆ Low reverse leakage
- ◆ High forward surge current capability
- ◆ High temperature soldering guaranteed
260 °C/10 seconds at terminals



Mechanical Data

- ◆ Case : Molded plastic body
- ◆ Terminals : Solder plated, solderable per
Polarity : Polarity symbol marking on body
- ◆ Mounting Position : Any

Maximum Ratings (Ta=25°C unless otherwise specified)

PARAMETER	SYMBOLS	MBR8040PTS	UNITS
Maximum repetitive peak reverse voltage	V _{RRM}	40	V
Maximum RMS voltage	V _{RMS}	28	V
Maximum DC blocking voltage	V _{DC}	40	V
Maximum average forward rectified current at Tc=110°C	I _(AV)	80.0	A
Per device Per diode		40.0	
Peak forward surge current, 8.3ms single half sine-wave superimposed on rated load	I _{FSM}	400.0	A
Typical thermal resistance	R _{qJC}	1.5	°C/W
Operating junction temperature range	T _J	-55 to +150	°C
Storage temperature range	T _{STG}	-55 to +150	°C

Electrical Characteristics (Ta=25°C unless otherwise specified)

PARAMETER	SYMBOLS	TYPE	MAX	UNITS
Maximum instantaneous forward voltage per diode at 40.0A	V _F	0.60	0.65	V
Maximum DC reverse current at rated DC blocking voltage	I _r	100	500	u A
T _A =25 °C T _A =100 °C		5	20	

Ratings And Characteristic Curves

FIG. 1- DERATING CURVE OUTPUT RECTIFIED CURRENT

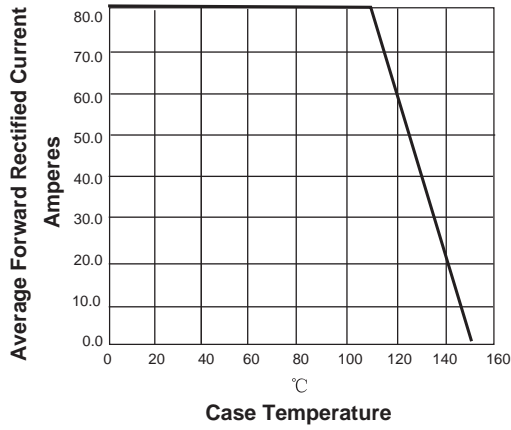


FIG. 2-MAXIMUM NON-REPETITIVE PEAK FORWARD SURGE CURRENT PER LEG

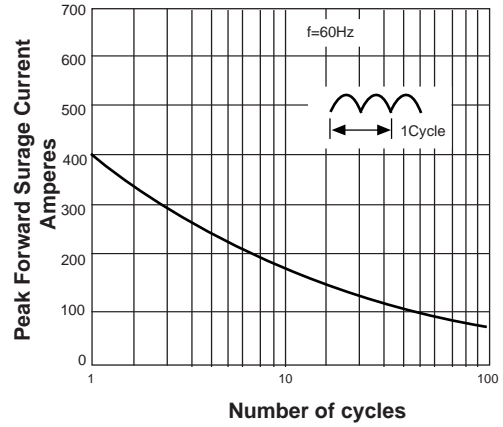


FIG. 3-TYPICAL FORWARD VOLTAGE CHARACTERISTICS

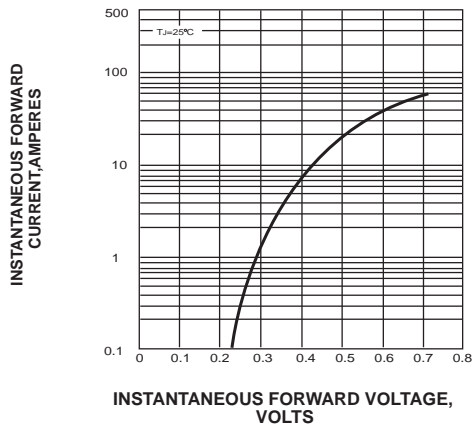
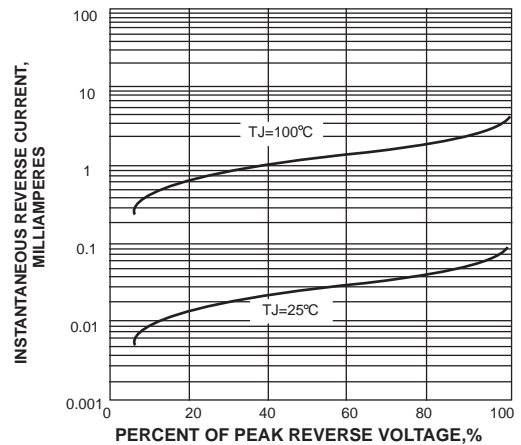
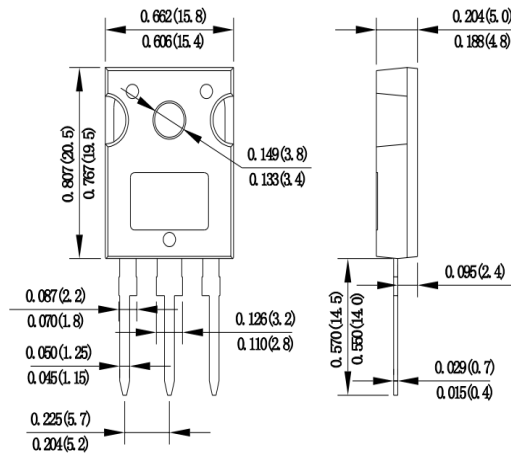


FIG. 4-TYPICAL REVERSE LEAKAGE CHARACTERISTICS



Package Outline Dimensions Millimeters

TO-247S



Product Specification Classification

Part Number	Package	Marking	Pack
MBR8040PTS	TO-247S	MBR8040PTS XXXXX	600pcs/box

单击下面可查看定价，库存，交付和生命周期等信息

[>>YFW\(佑风微\)](#)