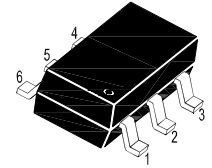
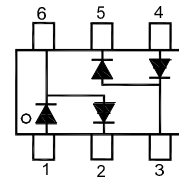


■ Silicon Epitaxial Planar Switching Diode



1. A1 2. C1 3. AC2
4. A2 5. C2 6. AC1

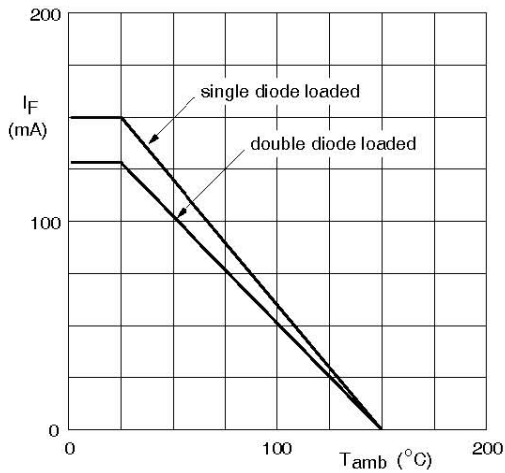
■ Simplified outline(SOT-363)

■ Absolute Maximum Ratings ($T_a = 25^\circ\text{C}$)

Parameter	Symbol	Value	Unit
Repetitive Peak Reverse Voltage	V_{RRM}	85	V
Reverse Voltage	V_R	75	V
Continuous Forward Current	I_F	150	mA
Single Diode Load Double Diode Load		130	
Repetitive Peak Forward Current	I_{FRM}	500	mA
Non-Repetitive Peak Forward Surge Current	I_{FSM}	4	A
at $t = 1 \mu\text{s}$		1	
at $t = 1 \text{ms}$ at $t = 1 \text{s}$		0.5	
Total Power Dissipation	P_{tot}	200	mW
Thermal Resistance from Junction to Ambient	$R_{\theta JA}$	625	$^\circ\text{C/W}$
Junction Temperature	T_j	150	$^\circ\text{C}$
Storage Temperature Range	T_{stg}	- 55 to + 150	$^\circ\text{C}$

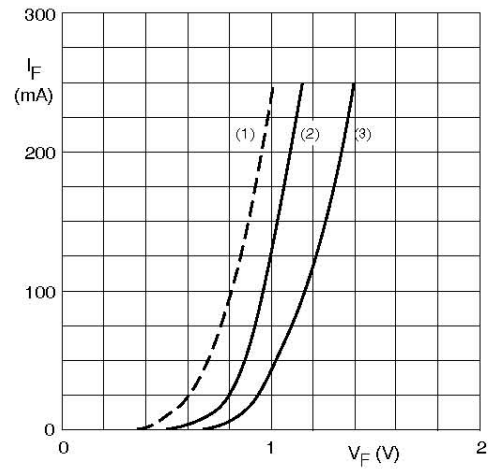
■ Characteristics at $T_a = 25^\circ\text{C}$

Parameter	Symbol	Max.	Unit			
Forward Voltage at $I_F = 1 \text{mA}$ at $I_F = 10 \text{mA}$ at $I_F = 50 \text{mA}$ at $I_F = 150 \text{mA}$	V_F	0.715 0.855 1 1.25	V			
Reverse Current at $V_R = 25 \text{V}$ at $V_R = 75 \text{V}$ at $V_R = 25 \text{V}, T_j = 150^\circ\text{C}$ at $V_R = 75 \text{V}, T_j = 150^\circ\text{C}$		I_R		30 1 30 50	nA μA μA μA	
Diode Capacitance at $V_R = 0, f = 1 \text{MHz}$				C_d	1.5	pF
Reverse Recovery Time at $I_F = I_R = 10 \text{mA}, I_{tr} = 0.1 \times I_R, R_L = 100 \Omega$				t_{rr}	4	ns



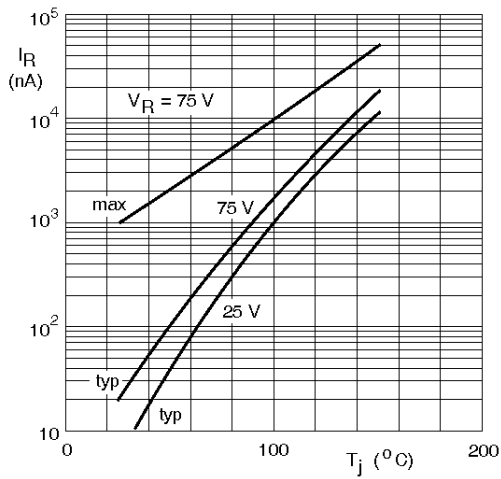
Device mounted on an FR4 printed-circuit board.

Maximum permissible continuous forward current as a function of ambient temperature.

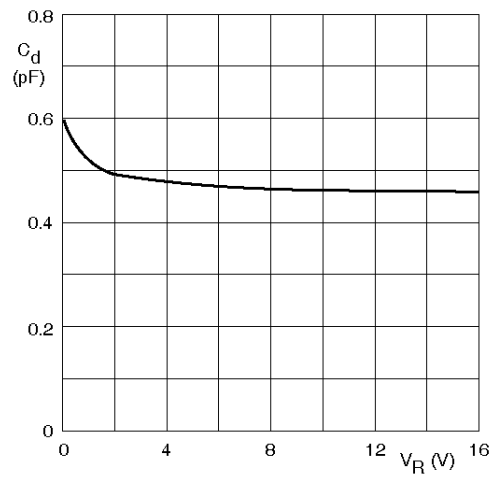


- (1) $T_j = 150^\circ\text{C}$; typical values.
- (2) $T_j = 25^\circ\text{C}$; typical values.
- (3) $T_j = 25^\circ\text{C}$; maximum values.

Forward current as a function of forward voltage.



Reverse current as a function of junction temperature.

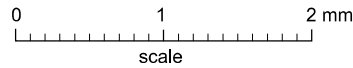
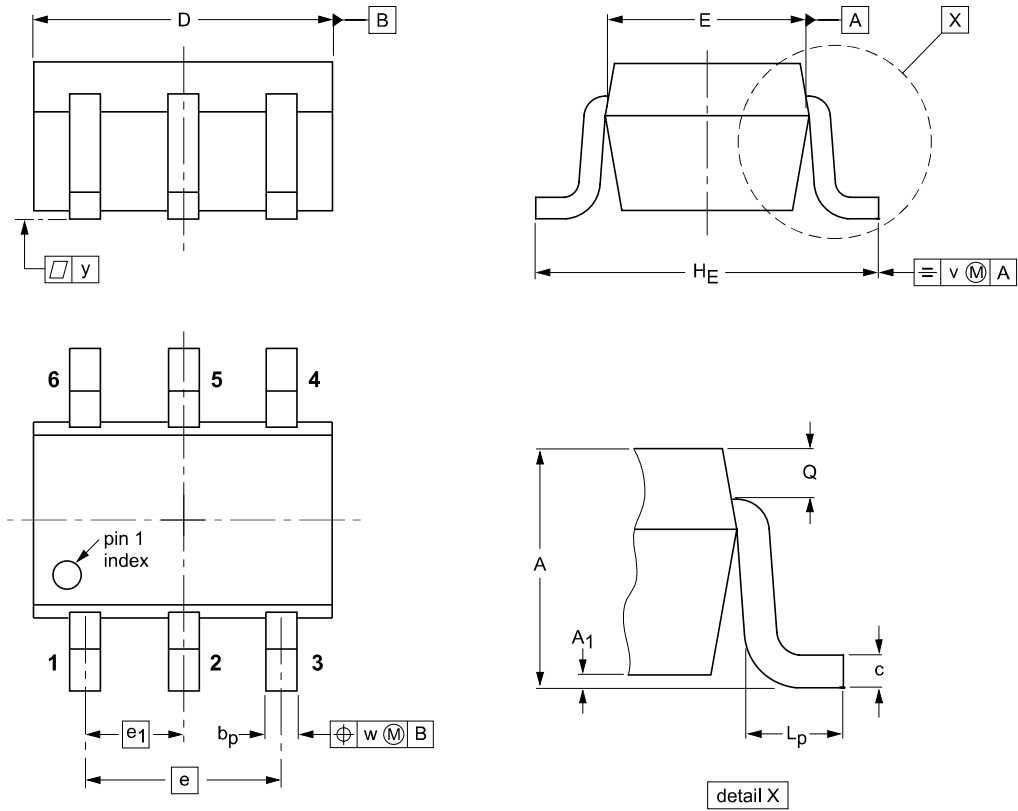


$f = 1\text{ MHz}$; $T_j = 25^\circ\text{C}$.

Diode capacitance as a function of reverse voltage; typical values.

Package Outline

SOT-363



DIMENSIONS (mm are the original dimensions)

UNIT	A	A ₁ max	b _p	c	D	E	e	e ₁	H _E	L _p	Q	v	w	y
mm	1.1 0.8	0.1	0.30 0.20	0.25 0.10	2.2 1.8	1.35 1.15	1.3	0.65	2.2 2.0	0.45 0.15	0.25 0.15	0.2	0.2	0.1

Summary of Packing Options

Package	Package Description	Packing Quantity	Industry Standard
SOT-363	Tape/Reel, 7" reel	3000	EIA-481-1

单击下面可查看定价，库存，交付和生命周期等信息

[>>YFW\(佑风微\)](#)