

Fast recovery high voltage diodes

Reverse Voltage – 14KV-16KV

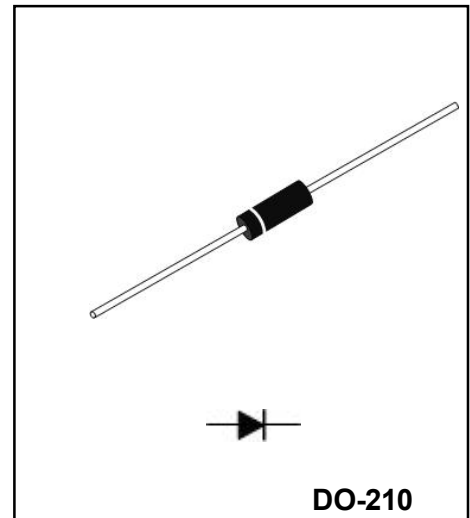
Forward Current –10mA

FEATURES

- ♣ Supersmall size
- ♣ High reliability
- ♣ High speed switching

MECHANICAL DATA

- ♣ Case: Molded Plastic Body
- ♣ Epoxy meets UL 94V-0 flammability rating
- ♣ Terminals: Pure tin plated leads, solderable per J-STD-002and JESD22-B102, E3 suffix for consumer grade, meet JESD201class 1A whisker test.
- ♣ Polarity: Color band denotes cathode end

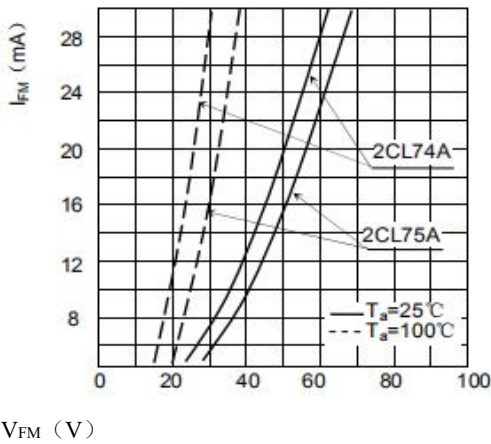


Marking Code	
2CL74A	74A
2CL75A	75A

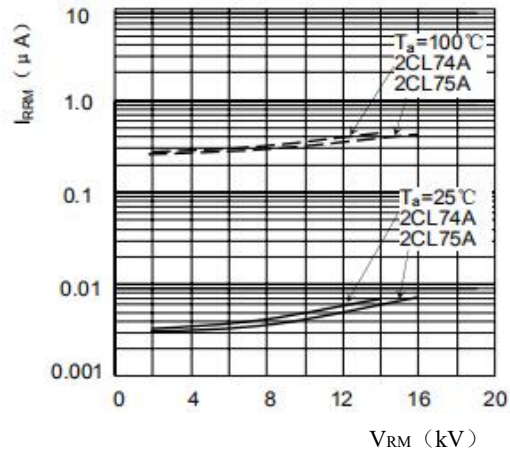
Maximum rating (Ta=25°C unless otherwise noted)

Parameter		Symbol	2CL74A	2CL75A	Unit
Repetitive peak reverse voltage		V_{RRM}	14	16	KV
Non-Repetitive peak reverse voltage		V_{RSM}	17	20	KV
Average forward current	60Hz half-sine wave, Resistance load, Ta=25°C	$I_{F(AV)}$	10		mA
Surge(Non-repetitive)forward current	60Hz half-sine wave, 1cycle, Ta=25°C	I_{FSM}	0.5		A
Peak forward voltage	$I_{FM}=10mA$	V_{FM}	40	45	V
Peak reverse current $V_{RM}=V_{RRM}$	Ta=25°C	I_{RRM}	2 5		μA
	Ta=100°C				
Reverse recovery time	$I_F=2mA, I_{RM}=4mA$	T_{rr}	0.08		uS
Operating ambient temperature		T_a	-40 ~ +100		°C
Storage Temperature Range		T_{stg}	-40 ~ +120		°C
Virtual junction temperature		$T_{(vj)}$	120		°C

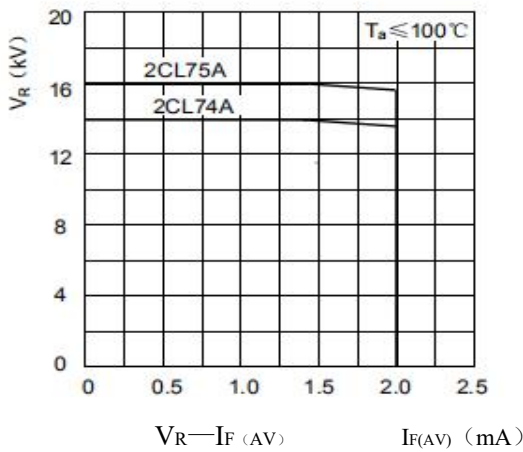
Typical characteristics



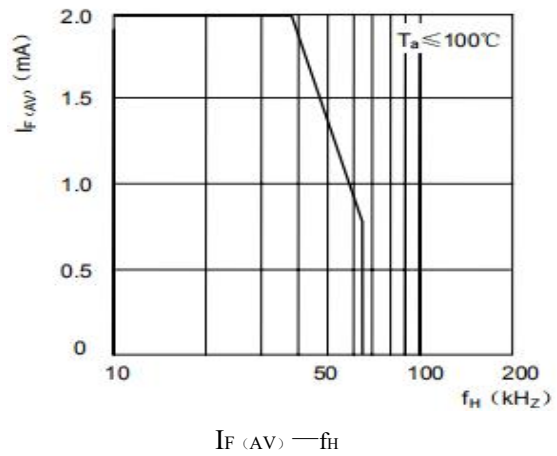
Forward Characteristics



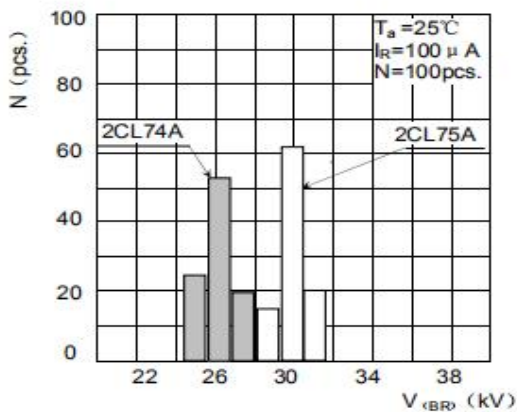
Reverse Characteristics



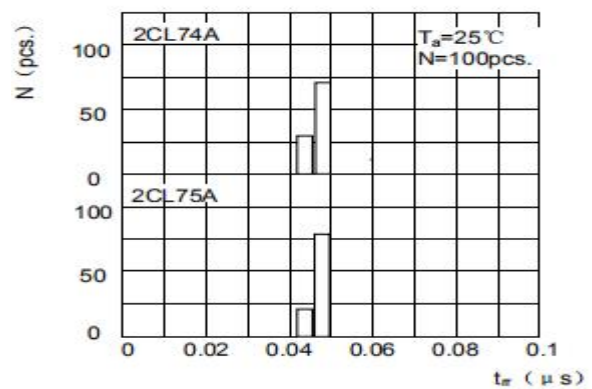
$V_R - I_{F(AV)}$ Curve



$I_{F(AV)} - f_H$ Curve

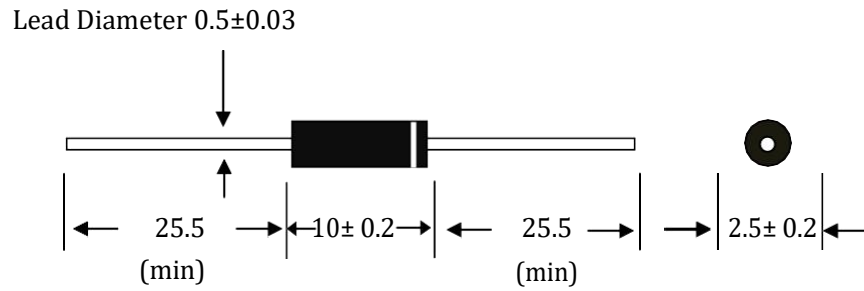


Breakdown Voltage Distribution



Reverse Recovery Time Distribution

Package outline dimensions



Summary of Packing Options

Package	Packing Description	Packing Quantity	Industry Standard
DO-210	BOX	5000	EIA-481-1

单击下面可查看定价，库存，交付和生命周期等信息

[>>YFW\(佑风微\)](#)