


**ULTRAFST RECOVERY RECTIFIERS**
**Reverse Voltage - 400 V**
**Forward Current - 40 A**
**FEATURES**

- ◆High speed switching capability
- ◆High current capability
- ◆High forward surge capability
- ◆Low power losses, High efficiency
- ◆For use in low voltage, high frequency inverters
- ◆Lead free in comply with EU RoHS 2011/65/EU directives

**MECHANICAL DATA**

- ◆Case: TO-247/PT TO-247/PTS
- ◆Solder bath temperature 275°C maximum, 10s per JESD22-106


**Primary Characteristic**

<b>I<sub>o</sub></b>	<b>2*20A</b>
<b>V<sub>RRM</sub></b>	<b>400V</b>
<b>I<sub>FSM</sub></b>	<b>340A</b>
<b>V<sub>F</sub></b>	<b>1.00V</b>
<b>T<sub>J</sub> Max</b>	<b>150°C</b>

**Maximum Ratings (Per Leg) at Ta=25°C unless otherwise specified**

Parameter	Symbols	Value	Units
Maximum Repetitive Peak Reverse Voltage	<b>V<sub>RRM</sub></b>	400	<b>V</b>
Maximum RMS voltage	<b>V<sub>RMS</sub></b>	280	<b>V</b>
Maximum DC Blocking Voltage	<b>V<sub>DC</sub></b>	400	<b>V</b>
Maximum Average Forward Rectified Current	Per Leg	20	<b>A</b>
	Total	40	
Peak Forward Surge Current, 8.3ms Single Half Sine-wave	<b>I<sub>FSM</sub></b>	340	<b>A</b>
Operating Temperature Range	<b>T<sub>J</sub></b>	150	<b>°C</b>
Storage Temperature Range	<b>T<sub>STG</sub></b>	-40 ~ +150	<b>°C</b>
Typical Thermal Resistance (Note1) TO-247/PT TO-247/PTS	<b>R<sub>θJA</sub> R<sub>θJC</sub></b>	2	<b>°C/W</b>

**Note1: Thermal resistance from Junction to case per leg mounted on heatsink.**
**Electrical Characteristics (Per Leg) unless otherwise specified**

Characteristics	Symbols	Value		Units	
		Typ	Max		
Forward Voltage Drop(Note2) at IF=5A at IF=10A at IF=20A	<b>V<sub>F</sub></b>	TA=25°C	0.88	-	<b>V</b>
		TA=125°C	0.70	-	
		TA=25°C	1.00	-	
		TA=125°C	0.81	-	
		TA=25°C	1.20	1.39	
		TA=125°C	1.00	-	
Maximum Reverse Current at V <sub>R</sub> =400V	<b>I<sub>R</sub></b>	TA=25°C	0.1	1	<b>uA</b>
		TA=25°C	10	-	<b>uA</b>
Maximum Reverse Recovery Time at IF=0.5A, IR=1A, IRR=0.25A	<b>T<sub>RR</sub></b>	-	-	35	<b>nS</b>

**Note2: Pulse test: 300 μs pulse width, 1 % duty cycle**

**RATINGS AND CHARACTERISTIC CURVES**

FIG.1 MAXIMUM FORWARD CURRENT DERATING CURVE

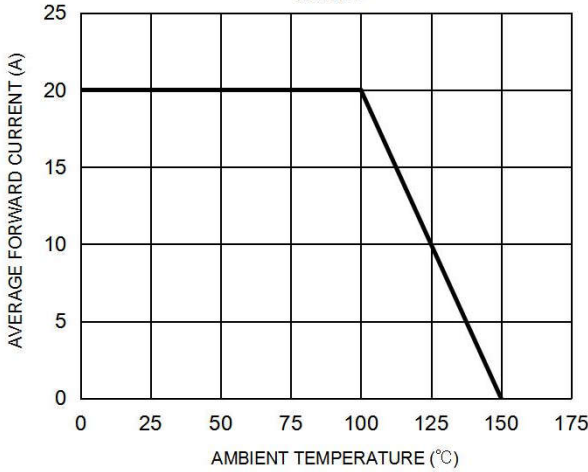


FIG. 2 MAXIMUM NON-REPETITIVE FORWARD SURGE CURRENT PER LEG

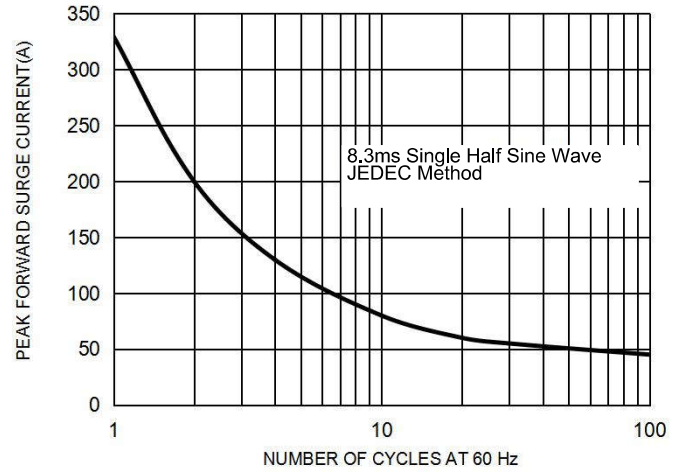


FIG. 3 TYPICAL FORWARD CHARACTERISTICS PER LEG

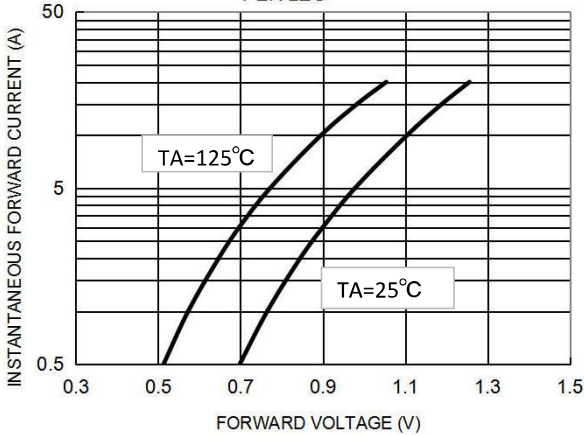
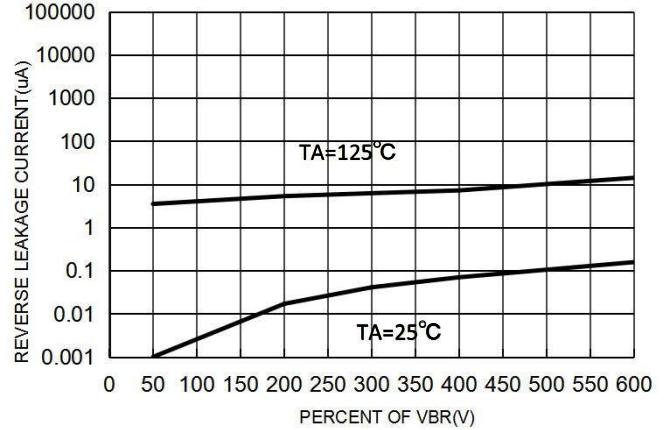
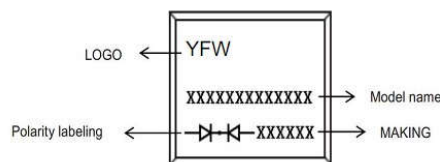


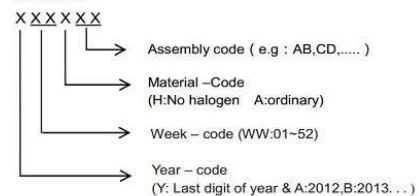
FIG. 4 TYPICAL REVERSE CHARACTERISTICS PER LEG



**Marking on the body**



**MAKING:**



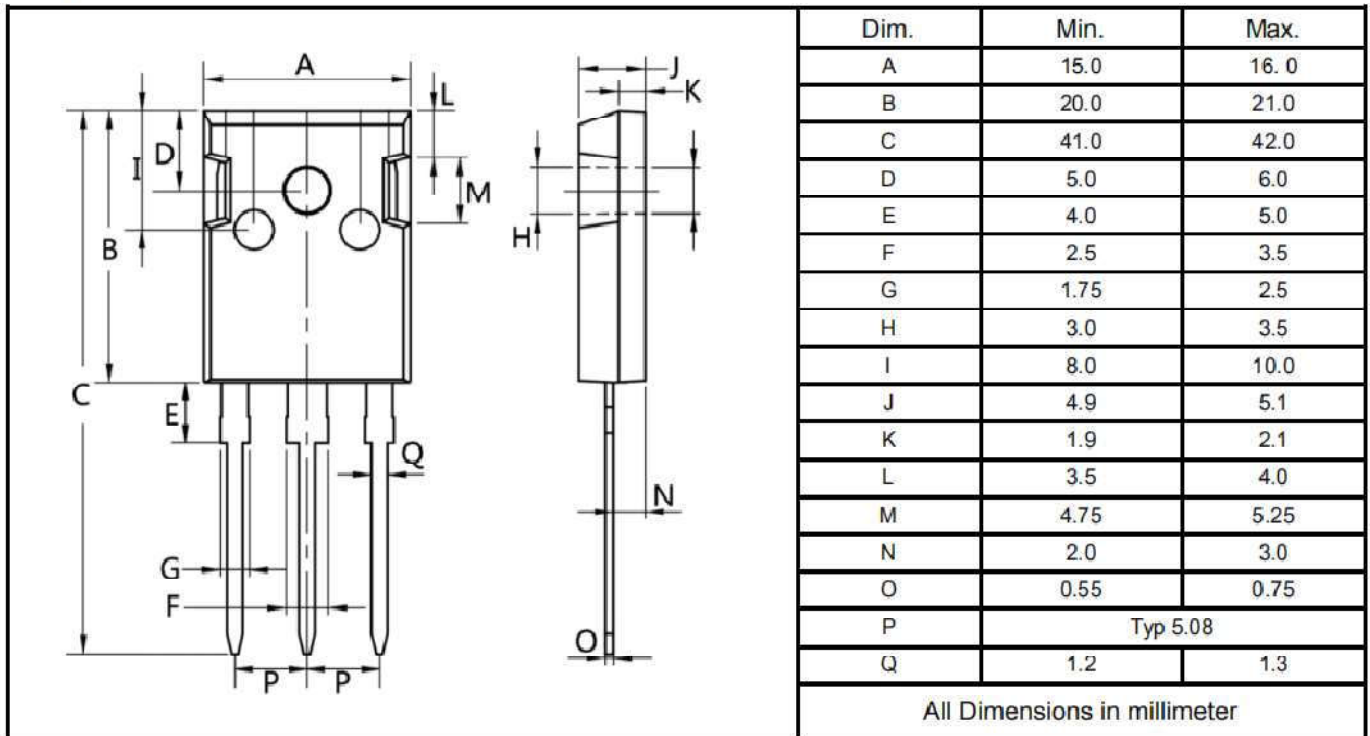
**Ordering information**

Part Number	Package	Unit Weight	Base Quantity	Delivery mode
MUR4040PT	TO-247	0.209oz(5.93g)	30 pcs / tube	600pcs/box 2400pcs/carton
MUR4040PTS	TO-247S	0.158oz(4.48g)	30 pcs / tube	600pcs/box 2400pcs/carton

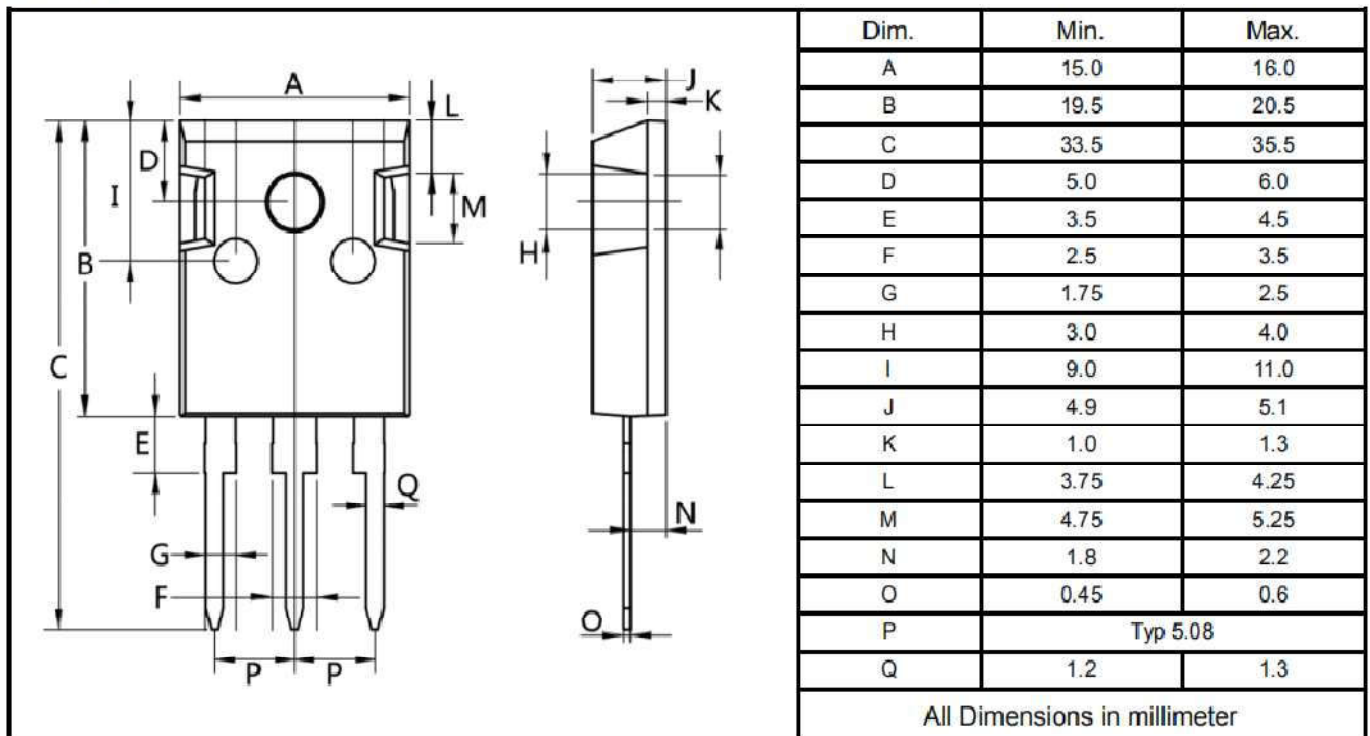
Note: For Halogen Free molding compound, add "H" suffix to part number above.

Package Outline Dimensions millimeters

**TO-247**



**TO-247S**



单击下面可查看定价，库存，交付和生命周期等信息

[>>YFW\(佑风微\)](#)