

ESD12VAP

Description

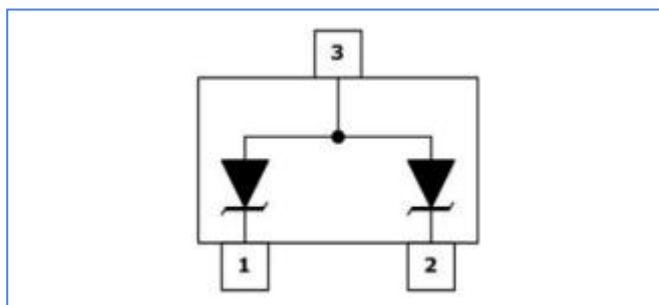
ESD12VAP is designed to protect voltage sensitive components from ESD and transient voltage events. Excellent clamping capability, low leakage, and fast response time, make these parts ideal for ESD protection on designs where board space is at a premium.

Features

- Ultra low leakage
- Operating voltage: 12V
- Package: SOT-23
- Protects one bidirectional line or two unidirectional
- Low clamping voltage
- Complies with following standards:
 - IEC 61000-4-2 (ESD) immunity test
 - Air discharge: $\pm 15\text{kV}$
 - Contact discharge: $\pm 8\text{kV}$
 - IEC61000-4-4 (EFT) 40A (5/50ns)
 - IEC61000-4-5 (Lightning) 5A (8/20 μs)



Functional Diagram



Applications

- Portable Electronics
- Cellular Handsets and Accessories
- Industrial Controls
- Portable instrumentation
- Set-Top Box
- Peripherals

Absolute Maximum Ratings(Tamb=25°C unless otherwise specified)

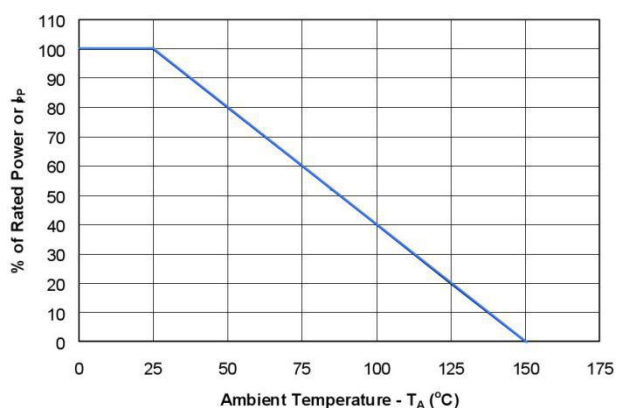
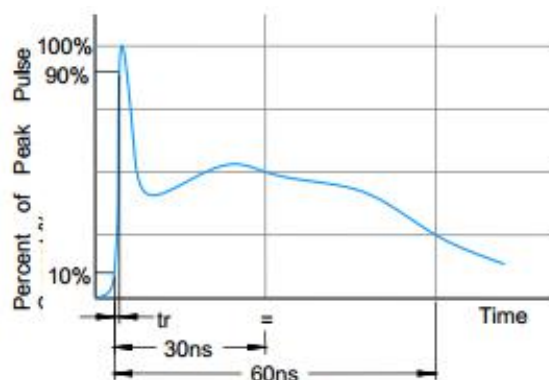
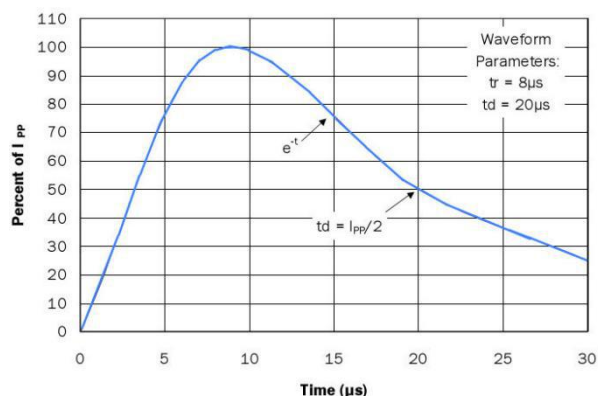
Parameter	Symbol	Value	Unit
Peak Pulse Power (8/20 μs)	P _{PP}	300	Watts
ESD per IEC 61000-4-2 (Air)	V _{ESD}	± 15	KV
ESD per IEC 61000-4-2 (Contact)		± 8	KV
Lead Soldering Temperature	TL	260 (10 sec)	°C
Operating Temperature Range	T _J	-55 to +150	°C
Storage Temperature Range	T _{STJ}	-55 to +150	°C

Electrical Characteristics (TA = 25 °C unless otherwise noted)

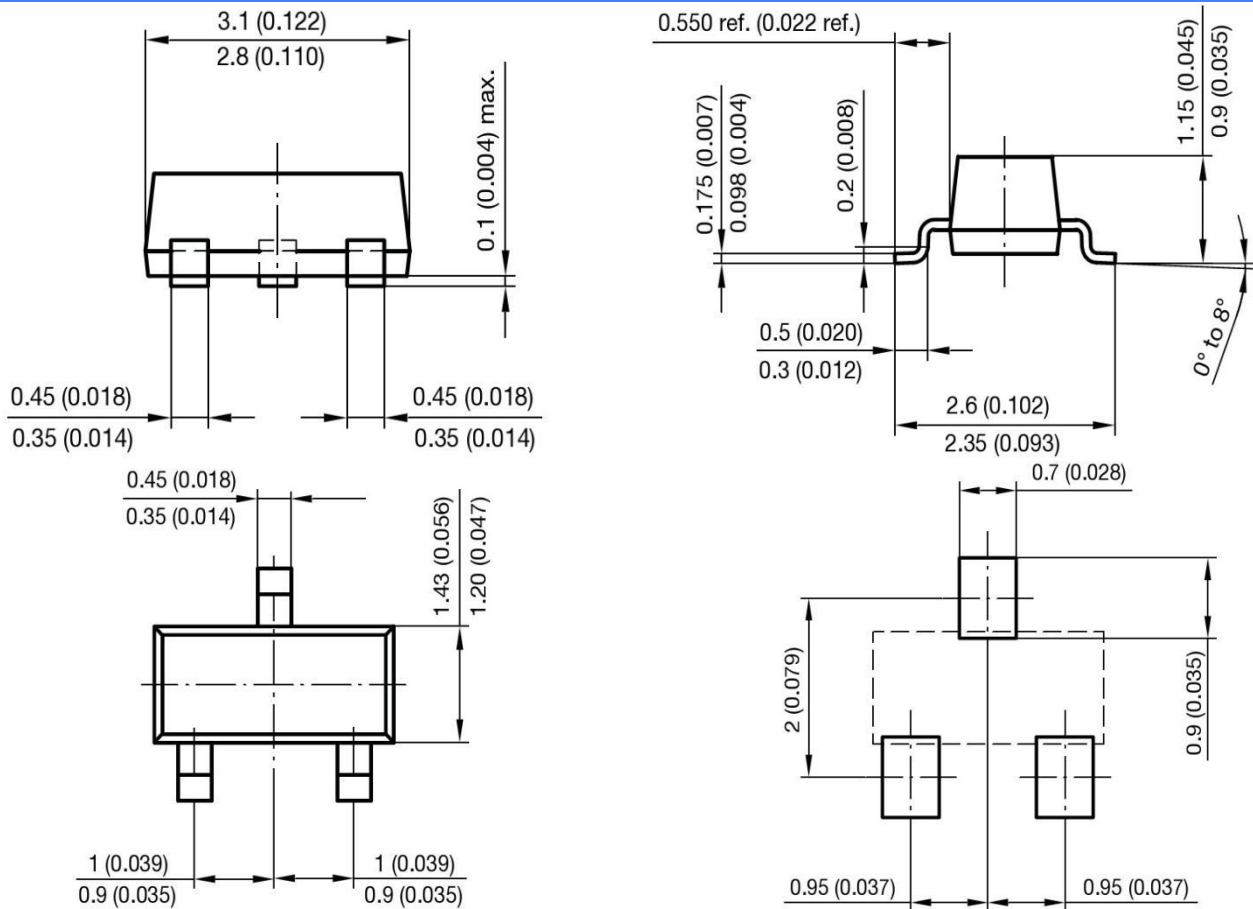
Parameter	Symbol	Conditions	Min.	Typ.	Max.	Units
Reverse Stand-off Voltage	V_{RWM}				12	V
Reverse Breakdown Voltage	V_{BR}	$I_t = 1\text{mA}$	13.3		15.8	V
Reverse Leakage Current	I_R	$V_R = V_{RWM}$			1	μA
Clamping Voltage	V_C	@ I_{PP}			19	V
Junction Capacitance	C_J	$V_R=0\text{V}, f = 1\text{MHz}$		60		pF

Characteristics Curves

Figure 1- Power Derating Curve


 Figure 2- ESD Pulse Waveform
 (according to IEC 61000-4-2)

 Figure3- 8/20 μs Pulse Waveform


PACKAGE OUTLINE DIMENSIONS in millimeters (inches) :SOT-23



Mounting Pad Layout

Disclaimer

Specifications are subject to change without notice.

The device characteristics and parameters in this data sheet can and do vary in different applications and actual device performance may vary over time.

Users should verify actual device performance in their specific applications.

单击下面可查看定价，库存，交付和生命周期等信息

[>>Yint\(音特电子\)](#)