

ESD12VD3

Description

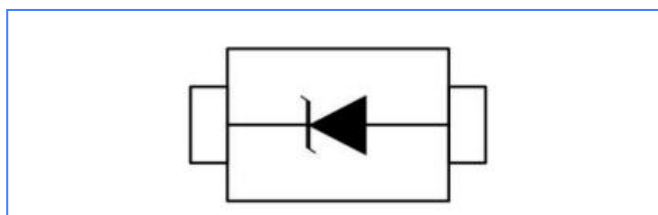
ESD12VD3 is designed to protect voltage sensitive components from ESD and transient voltage events. Excellent clamping capability, low leakage, and fast response time, make these parts ideal for ESD protection on designs where board space is at a premium. Because of its small size, it is suited for use in cellular phones, MP3 players, digital cameras and many other portable applications where board space is at a premium

Features

- Ultra low leakage: nA level
- Operating voltage: 12V
- Package: SOD-323
- Low clamping voltage
- Complies with following standards:
 - IEC 61000-4-2 (ESD) immunity test
 - Air discharge: $\pm 15\text{kV}$
 - Contact discharge: $\pm 8\text{kV}$
 - IEC61000-4-4 (EFT) 40A (5/50ns)
 - IEC61000-4-5 (Lightning) 12A (8/20 μs)



Functional Diagram



Applications

- Cell Phone Handsets and Accessories
- Microprocessor based equipment
- Personal Digital Assistants (PDA's)
- Notebooks, Desktops, and Servers
- Portable Instrumentation
- Peripherals
- Pagers

Absolute Maximum Ratings(T_{amb}=25°C unless otherwise specified)

Parameter	Symbol	Value	Unit
Peak Pulse Power (8/20 μs)	P _{PP}	350	Watts
ESD per IEC 61000-4-2 (Air)	V _{ESD}	± 15	Kv
ESD per IEC 61000-4-2 (Contact)		± 8	Kv
Lead Soldering Temperature	T _L	260 (10 sec)	°C
Operating Temperature Range	T _J	-55 to +150	°C
Storage Temperature Range	T _{STJ}	-55 to +150	°C

Electrical Characteristics (TA = 25 °C unless otherwise noted)

Parameter	Symbol	Conditions	Min.	Typ.	Max.	Units
Reverse stand off voltage	V_{RWM}				12	V
Breakdown voltage	V_{BR}	$I_t = 1mA$	13.3			V
Reverse leakage current	I_R	$V_R = V_{RWM}$			1	μA
Clamping Voltage	V_C	$I_{PP}=1A, t_P = 8/20\mu s$			19	V
		$I_{PP}=15A, t_P = 8/20\mu s$			25.9	V
Junction Capacitance	C_J	$V_R=0V, f = 1MHz$		120	150	pF

Characteristics Curves

Figure 1- Power Derating Curve

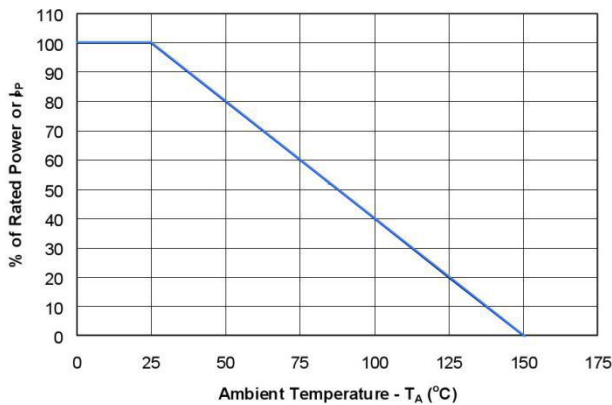


Figure 2- ESD Pulse Waveform (according to IEC 61000-4-2)

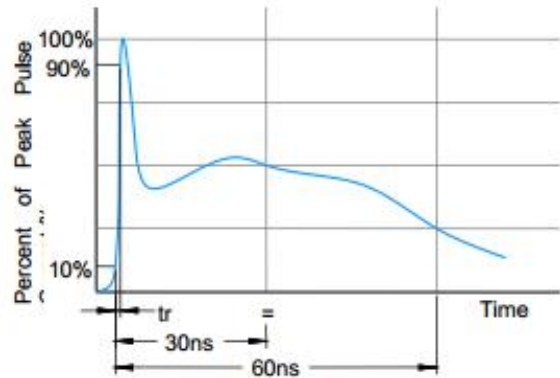
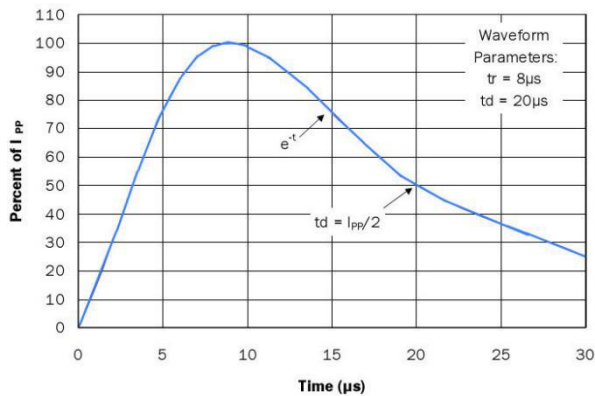
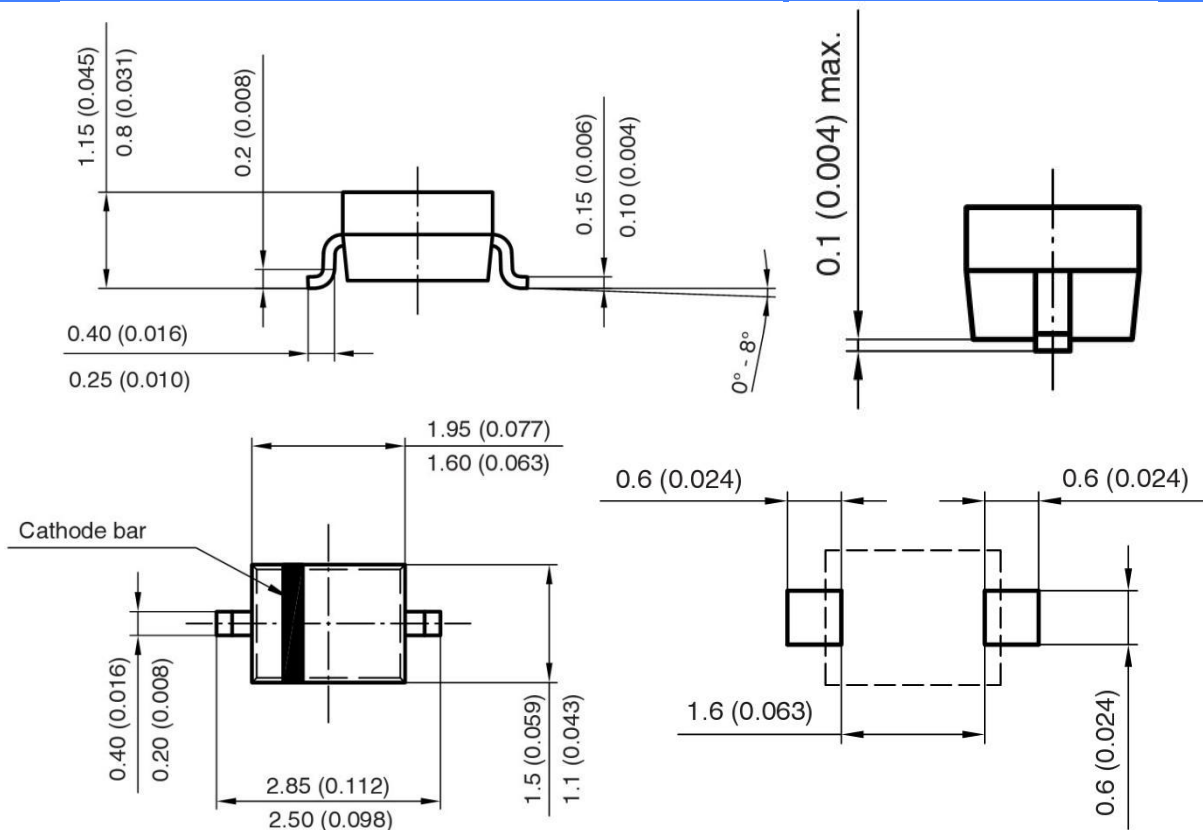


Figure3- 8/20 μs Pulse Waveform



PACKAGE OUTLINE DIMENSIONS in millimeters (inches) :SOD323



Mounting Pad Layout

Disclaimer

Specifications are subject to change without notice.

The device characteristics and parameters in this data sheet can and do vary in different applications and actual device performance may vary over time.

Users should verify actual device performance in their specific applications.

单击下面可查看定价，库存，交付和生命周期等信息

[>>Yint\(音特电子\)](#)