

ESD12VD8

Description


The ESD12VD8 in a SOD-882 package and will protect one unidirectional line. These devices are designed to replace multilayer varistors (MLVs) in portable applications such as cell phones, notebook computers, and PDA's. They offer superior electrical characteristics such as lower clamping voltage and no device degradation when compared to MLVs, The ESD24VD8 are designed to protect sensitive semiconductor components from damage or upset due to electrostatic discharge (ESD), and other voltage induced transient events.

Feature


- Case : SOD882 package
- Low clamping voltage
- Low Leakage
- Small Body Outline Dimensions: 0.039" x 0.024" (1.00 mm x 0.60 mm)
- Response Time is Typically < 1.0 ns
- IEC61000 4 2 Level 4 ESD Protection

Applications

- External Storage
- Set Top Boxes, Game Consoles
- HDMI, Video Port, eSATA
- MHL/MIPI/MDDI

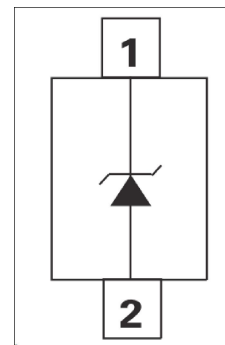


FBP-02C-1.0x0.6x0.5-0.62



DFN-2-1.0x0.6x0.50-0.65

Schematic & PIN Configuration



Absolute Maximum Ratings

Parameter	Symbol	Value	Units
IEC61000-4-2 (Contact)	V _{ESD}	8	KV
IEC61000-4-2 (Air)	V _{ESD}	15	KV
Lead Soldering Temperature	T _L	260 (10 sec)	° C
Operating Temperature	T _J	-50 to 125	° C
Storage Temperature Range	T _{STG}	-50 to 150	° C

Electrical Characteristics (T = 25° C)

Parameter	Symbol	Conditions	Min.	Typ.	Max.	Units
Reverse Stand-off Voltage	V_{RWM}				12	V
Reverse Breakdown Voltage	V_{BR}	$I_t = 1\text{mA}$	13.3			V
Reverse Leakage Current	I_R	$V_R = V_{RWM}$			1	μA
Clamping Voltage	V_C	$I_{PP}=1\text{A}, t_p = 8/20\mu\text{s}$		23.7		V
Peak pulse Current	I_{PP}	$t_p = 8/20\mu\text{s}$			6	A
Junction Capacitance	C_J	$V_R=0\text{V}, f = 1\text{MHz}$		30		pF

Rating & Characteristic Curves

Figure 1 Power Derating Curve

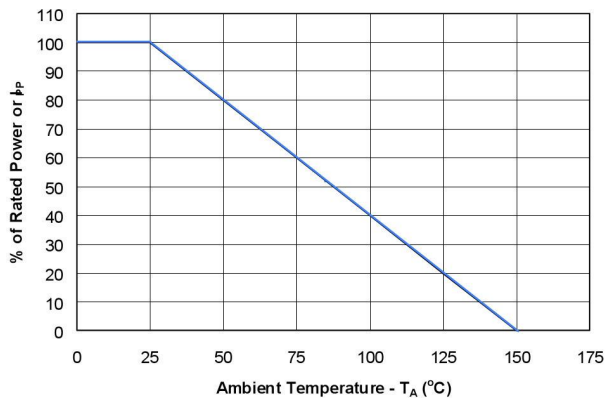


Figure 2- Pulse Waveform

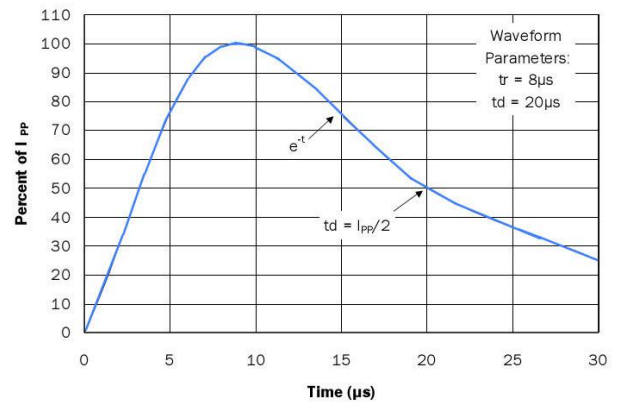
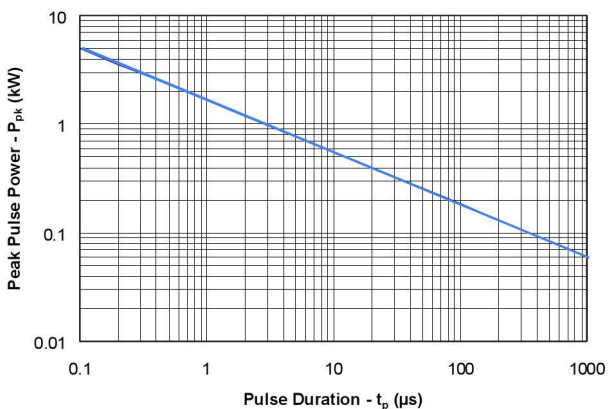
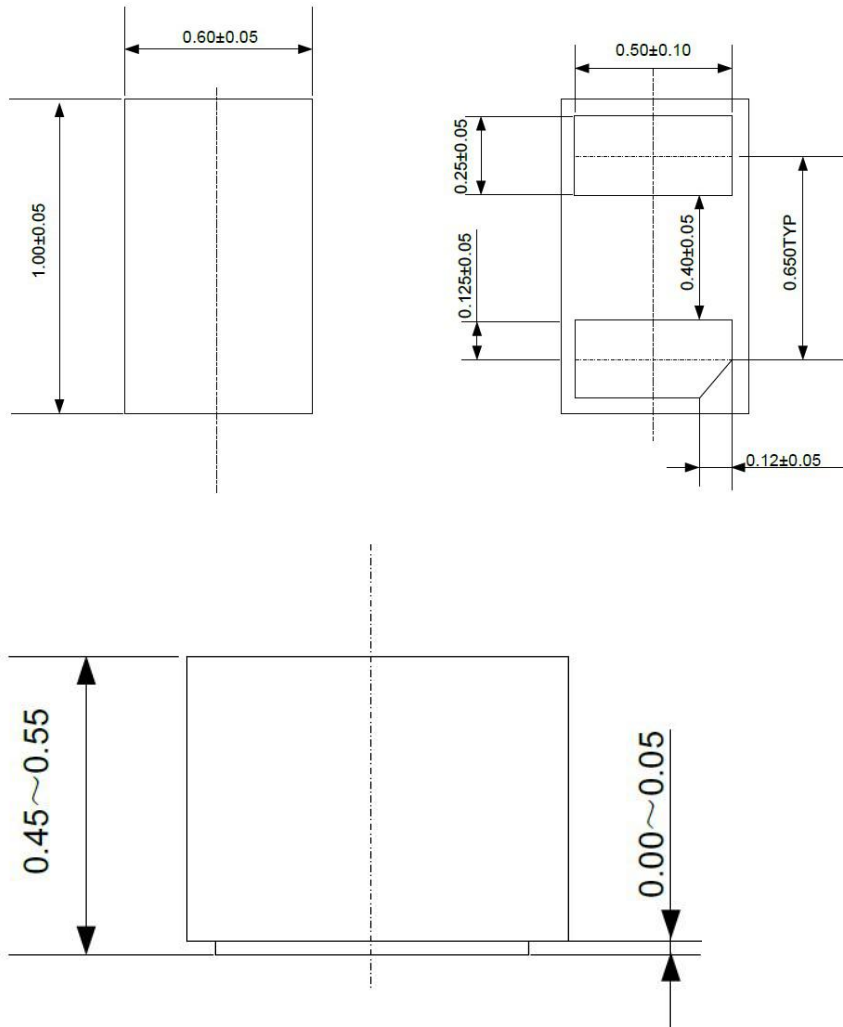


Figure 3-Peak Power Derating Curve



PACKAGE OUTLINE DIMENSIONS in millimeters :SOD882

DFN-2-1.0x0.6x0.50--0.65



Disclaimer

Specifications are subject to change without notice.

The device characteristics and parameters in this data sheet can and do vary in different applications and actual device performance may vary over time.

Users should verify actual device performance in their specific applications.

单击下面可查看定价，库存，交付和生命周期等信息

[>>Yint\(音特电子\)](#)