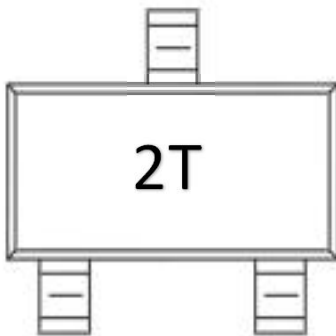


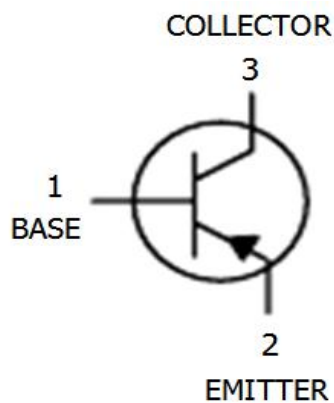
MMBT4403

TRANSISTOR (PNP)

MARKING:

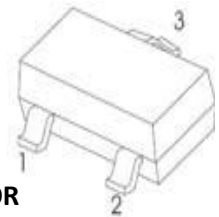


Equivalent Circuit:



SOT-23

1.BASE
2.EMITTER
3.COLLECTOR



FEATURES:

- ※ Complimentary to MMBT4401
- ※ Collector Current: $I_c=0.6A$
- ※ Switching Transistor

MAXIMUM RATINGS ($T_a=25^{\circ}C$ unless otherwise noted)

Parameter	Symbol	Value	Unit
Collector-Base Voltage	VCBO	-40	V
Collector-Emitter Voltage	VCEO	-40	V
Emitter-Base Voltage	VEBO	-5	V
Collector Current	IC	-600	mA
Collector Power Dissipation	PC	300	mW
Thermal Resistance From Junction To Ambient	RθJA	417	°C/W
Junction Temperature	Tj	150	°C
Storage Temperature	Tstg	-55~+150	°C

MMBT4403

ELECTRICAL CHARACTERISTICS (Ta=25°C unless otherwise specified)

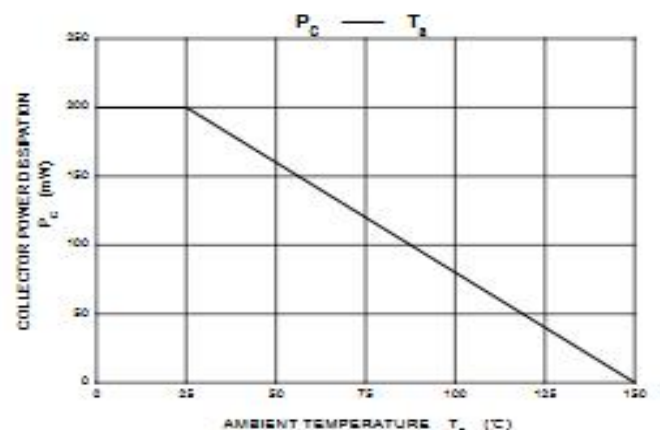
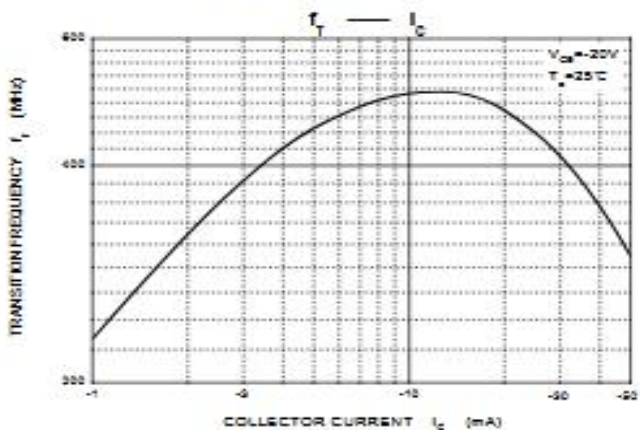
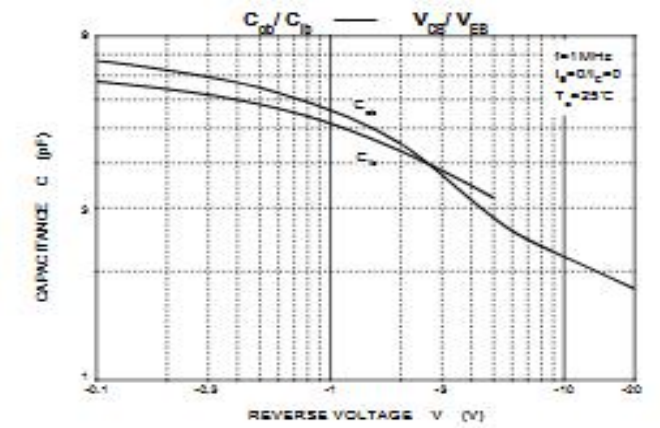
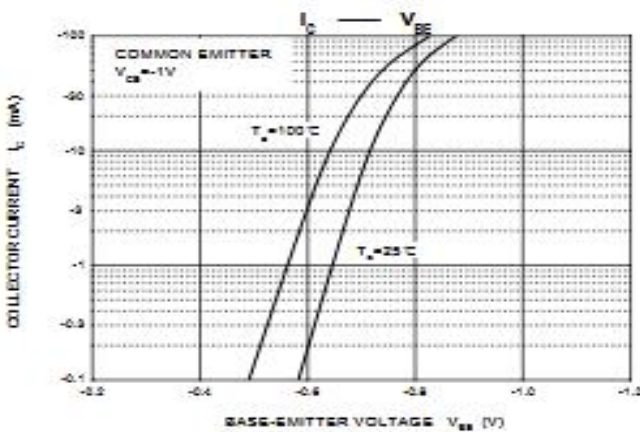
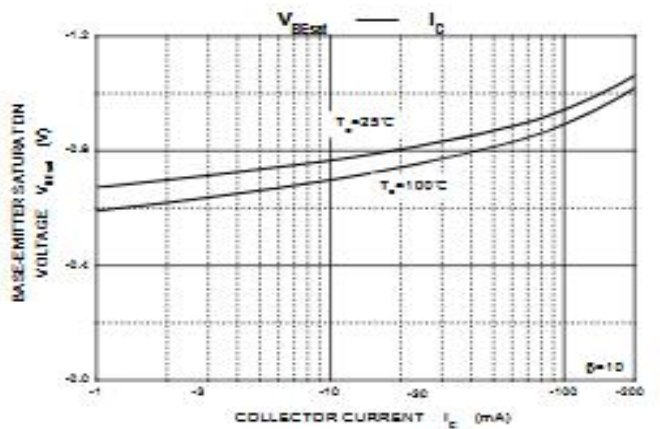
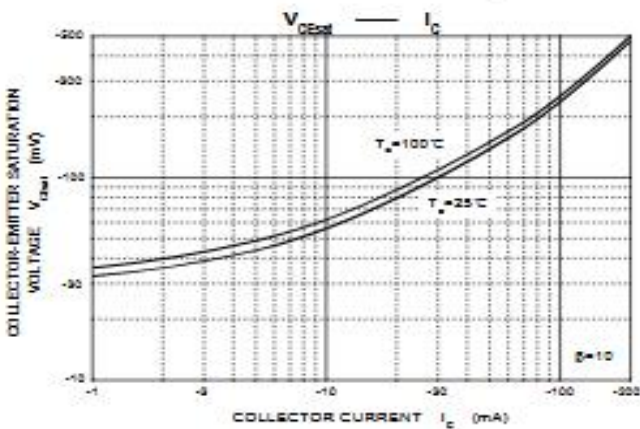
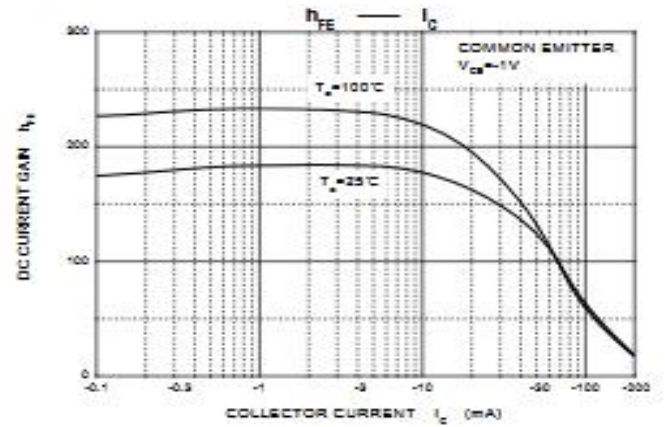
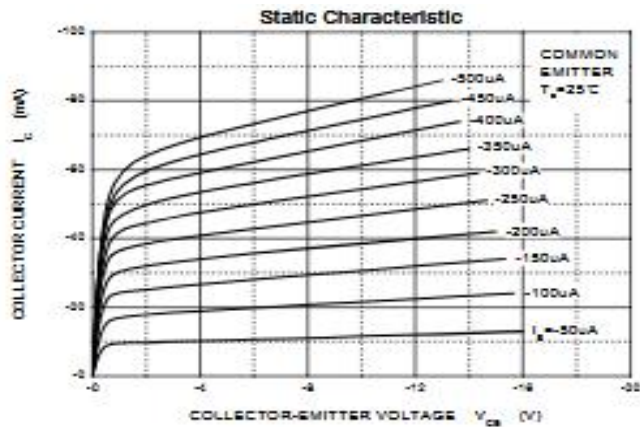
Parameter	Symbol	Test Condition	Min	Typ	Max	Unit
Collector-base breakdown voltage	V(BR)CBO	IC= -100μA, IE=0	-40			V
Collector-emitter breakdown voltage	V(BR)CEO	IC= -1mA, IB=0	-40			V
Emitter-base breakdown voltage	V(BR)EBO	IE= -100μA, IC=0	-5			V
Collector cut-off current	ICBO	VCB= -35 V , IE=0			-0.1	μA
Collector cut-off current	ICEO	VCB= -35V , IE=0			-0.1	μA
Emitter cut-off current	IEBO	VEB= -6V , IC=0			-0.1	μA
DC current gain	hFE	VCE= -2V, IC= -150mA	100		300	
	hFE	VCE= -1V, IC= -1mA	60			
Collector-emitter saturation voltage	VCE(sat)	IC= -500 mA, IB= -50mA			-0.75	V
Base-emitter saturation voltage	VBE(sat)	IC= -500 mA, IB= -50mA			-1.3	V
Transition frequency	fT	VCE=6V, IC= 20mA f=30MHz	200			MHz
Delay time	td	VCC=3V, VBE=0.5V, IC=10mA, IB=1mA,			15	ns
Rise time	tr	VCC=3V, VBE=0.5V, IC=10mA, IB=1mA,			25	ns
Storage time	ts	VCC=3V, VBE=0.5V, IC=10mA, IB=1mA,			225	ns
Fall time	tf	VCC=3V, VBE=0.5V, IC=10mA, IB=1mA,			60	ns

CLASSIFICATION OF hFE

HFE	100-300	
Rank	L	H
Range	100-200	200-300

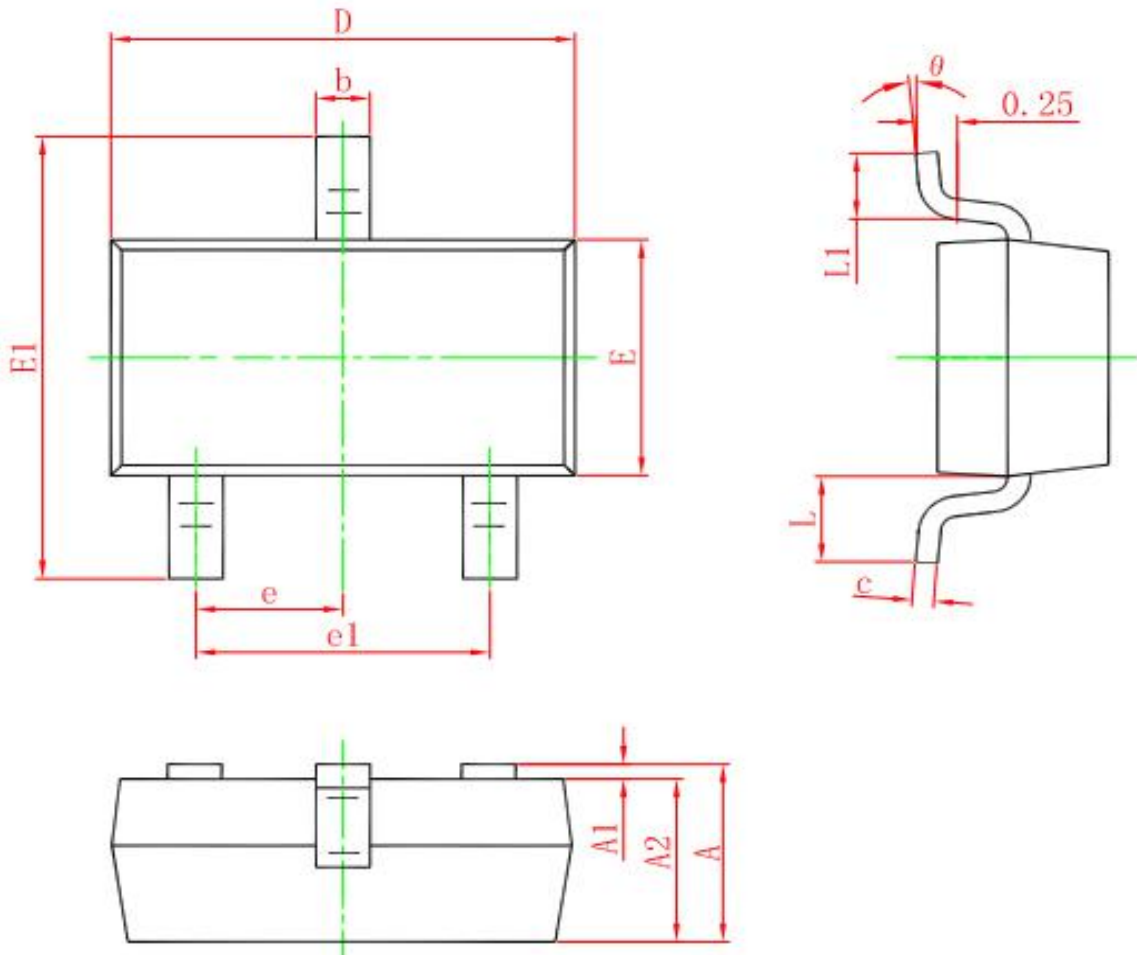
MMBT4403

TYPICAL ELECTRICAL AND THERMAL CHARACTERISTICS



MMBT4403

SOT-23 PACKAGE OUTLINE DIMENSIONS



Symbol	Dimensions In Millimeters		Dimensions In Inches	
	Min.	Max.	Min.	Max.
A	0.900	1.150	0.035	0.045
A1	0.000	0.100	0.000	0.004
A2	0.900	1.050	0.035	0.041
b	0.300	0.500	0.012	0.020
c	0.080	0.150	0.003	0.006
D	2.800	3.000	0.110	0.118
E	1.200	1.400	0.047	0.055
E1	2.250	2.550	0.089	0.100
e	0.950 TYP.		0.037 TYP.	
e1	1.800	2.000	0.071	0.079
L	0.550 REF.		0.022 REF.	
L1	0.300	0.500	0.012	0.020
θ	0°	8°	0°	8°

单击下面可查看定价，库存，交付和生命周期等信息

[>>YONGYUTAI\(永裕泰\)](#)