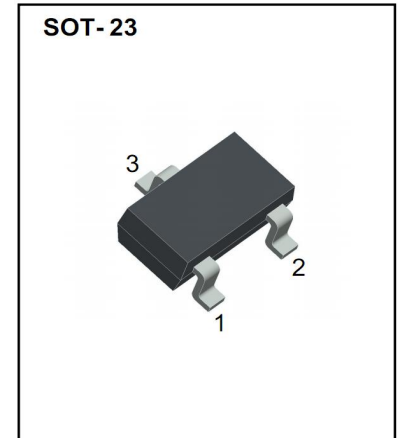
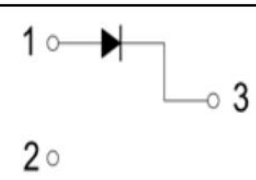
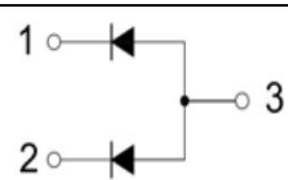
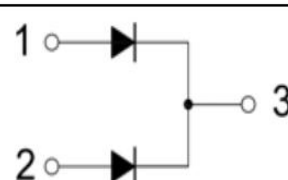
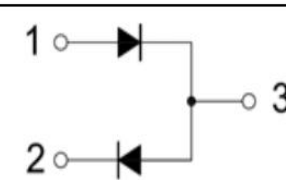


MMBD4148A/CA/CC/SE

FEATURES:

- High Conductance
- Fast Switching Speed
- For General Purpose Switching Applications



MMBD4148A	MMBD4148CA	MMBD4148CC	MMBD4148SE
			
MARKING:5H	MARKING:D6	MARKING:D5	MARKING:D4

Solid dot = Green molding compound device, if none, the normal device.

Maximum ratings (@Ta=25°C)

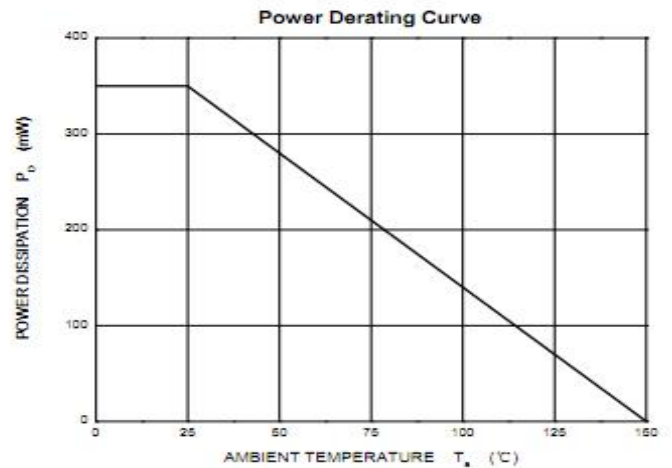
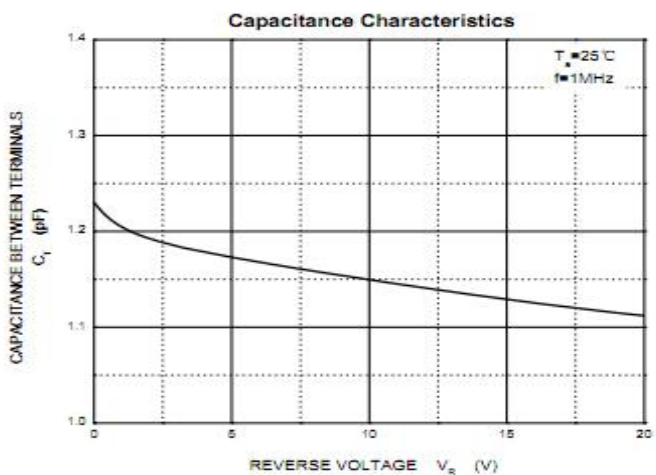
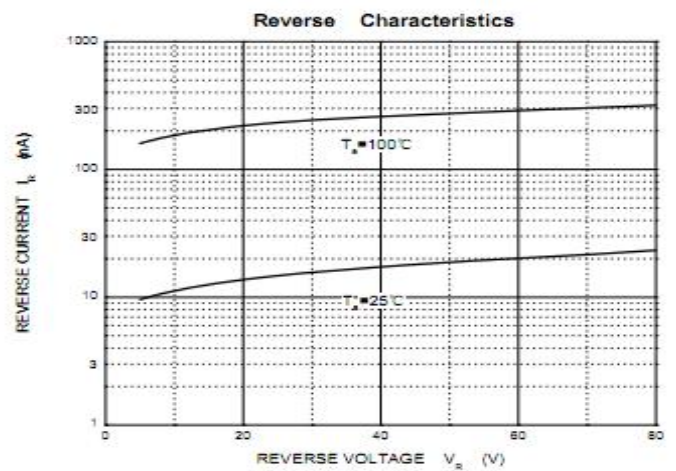
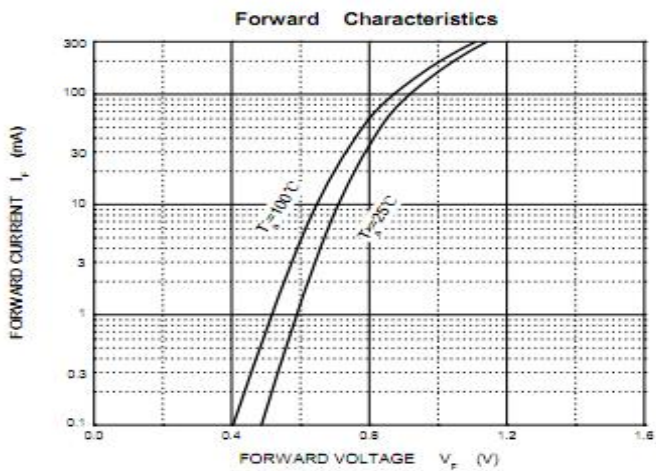
Parameter	Symbol	Limit	Unit
Non-Repetitive Peak Reverse Voltage	VRM	100	V
Peak Repetitive Peak Reverse Voltage	VRRM	100	V
Working Peak Reverse Voltage	VRWM	100	V
DC Blocking Voltage	VR	100	V
RMS Reverse Voltage	VR(RMS)	72	V
Forward Continuous Current	IFM	300	mA
Average Rectified Output Current	Io	200	mA
Non-Repetitive Peak Forward Surge Current @t=8.3ms	IFSM	2.0	A
Power Dissipation	PD	350	mW
Thermal Resistance from Junction to Ambient	RθJA	357	°C/W
Junction Temperature	TJ	150	°C
Storage Temperature Range	TSTG	-55~+150	°C

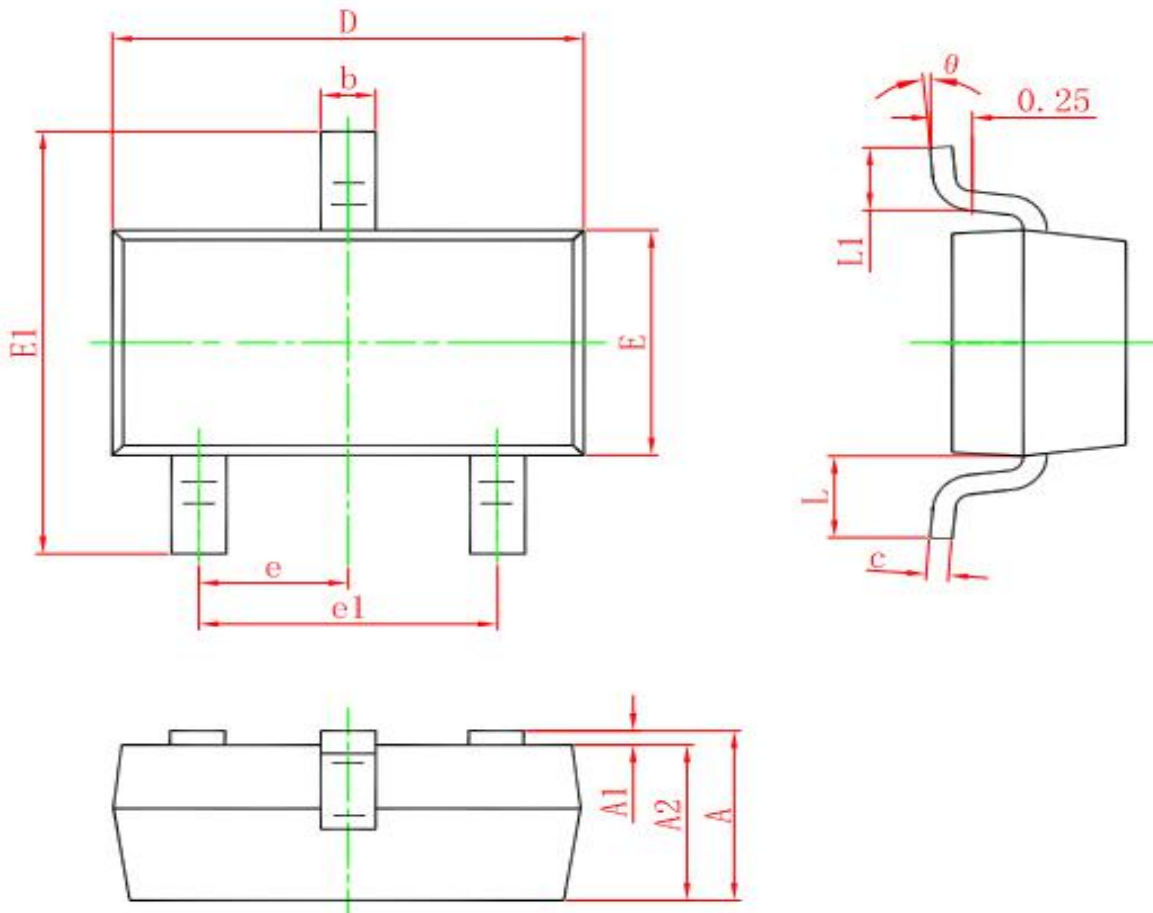
MMBD4148A/CA/CC/SE

Electrical ratings (@Ta=25°C)

Parameter	Symbol	Test Condition	Min	Typ	Max	Unit
Reverse breakdown voltage	V(BR)1	IR=100μA	100			V
	V(BR)2	IR=100μA	75			V
Forward voltage	VF2	IF=10mA			1	V
Reverse current	IR1	VR=75V			5	uA
	IR2	VR=25V			25	nA
Capacitance between terminals	Ctot	VR=0V, f=1MHz			4	PF
Reverse recovery time	t _{rr}	IF=IR=10mA, VR=6V I _{rr} =0.1×IR, RL= 100Ω			4	nS

Typical Characteristics



SOT-23 PACKAGE OUTLINE DIMENSIONS


Symbol	Dimensions In Millimeters		Dimensions In Inches	
	Min.	Max.	Min.	Max.
A	0.900	1.150	0.035	0.045
A1	0.000	0.100	0.000	0.004
A2	0.900	1.050	0.035	0.041
b	0.300	0.500	0.012	0.020
c	0.080	0.150	0.003	0.006
D	2.800	3.000	0.110	0.118
E	1.200	1.400	0.047	0.055
E1	2.250	2.550	0.089	0.100
e	0.950 TYP.		0.037 TYP.	
e1	1.800	2.000	0.071	0.079
L	0.550 REF.		0.022 REF.	
L1	0.300	0.500	0.012	0.020
θ	0°	8°	0°	8°

单击下面可查看定价，库存，交付和生命周期等信息

[>>YONGYUTAI\(永裕泰\)](#)