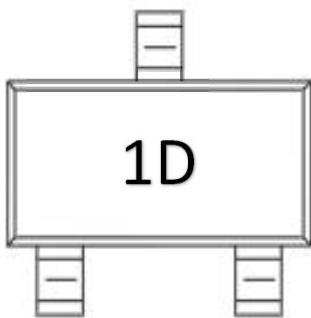


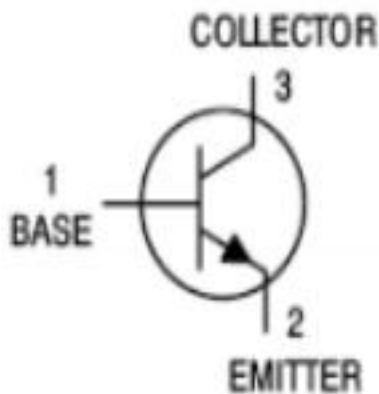
MMBTA42

TRANSISTOR (NPN)

MARKING:



Equivalent Circuit:



SOT-23



FEATURES:

- ※ Complimentary to MMBTA92
- ※ Collector Current: $I_c=0.5A$
- ※ High breakdown voltage
- ※ Low collector-emitter saturation voltage

MAXIMUM RATINGS (Ta=25°C unless otherwise noted)

Parameter	Symbol	Value	Unit
Collector-Base Voltage	VCBO	300	V
Collector-Emitter Voltage	VCEO	300	V
Emitter-Base Voltage	VEBO	6	V
Collector Current	IC	500	mA
Collector Power Dissipation	PC	350	mW
Thermal Resistance From Junction To Ambient	ROJA	416	°C/W
Junction Temperature	Tj	150	°C
Storage Temperature	Tstg	-55~+150	°C

MMBTA42

ELECTRICAL CHARACTERISTICS (Ta=25°C unless otherwise specified)

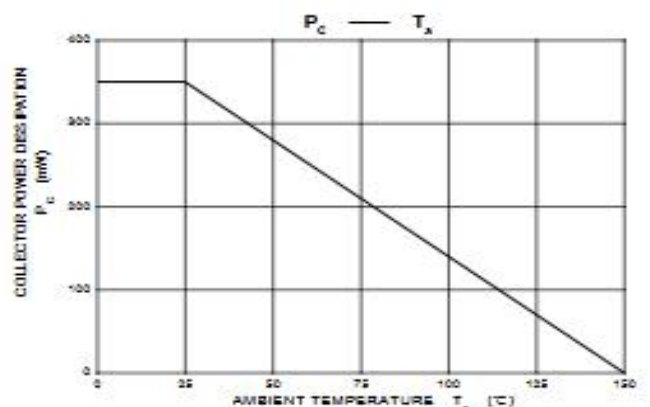
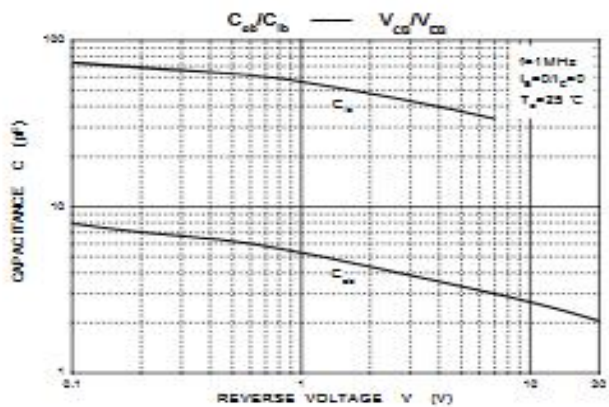
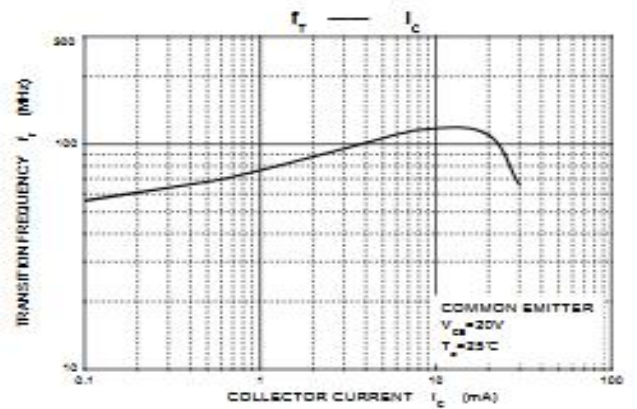
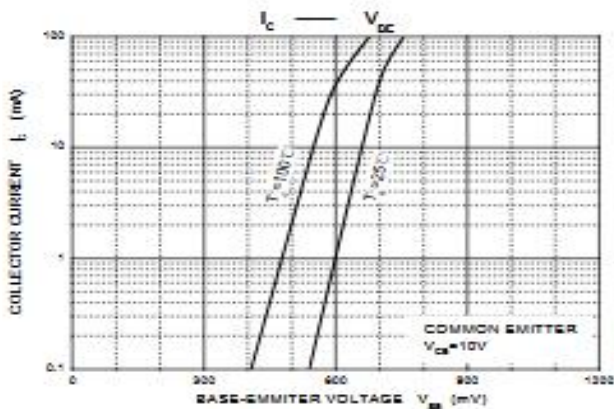
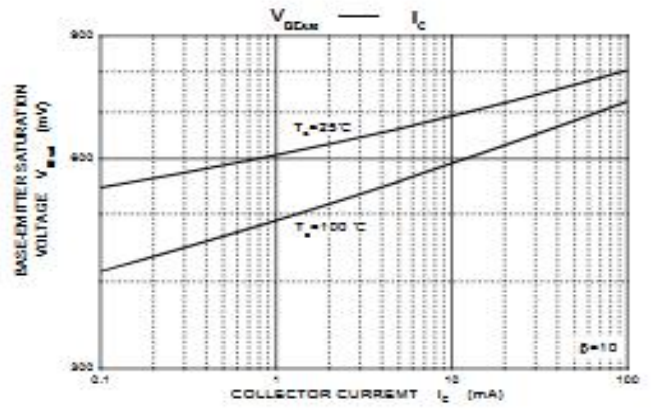
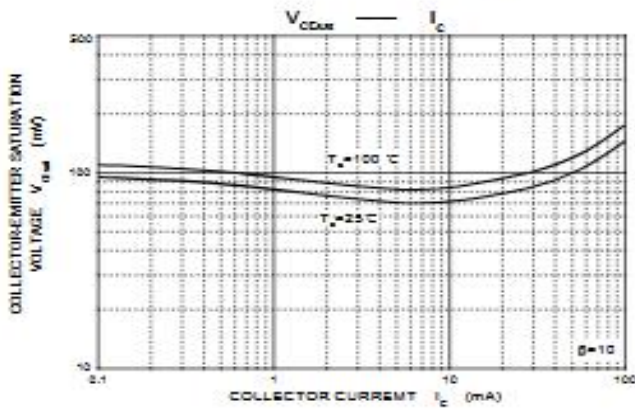
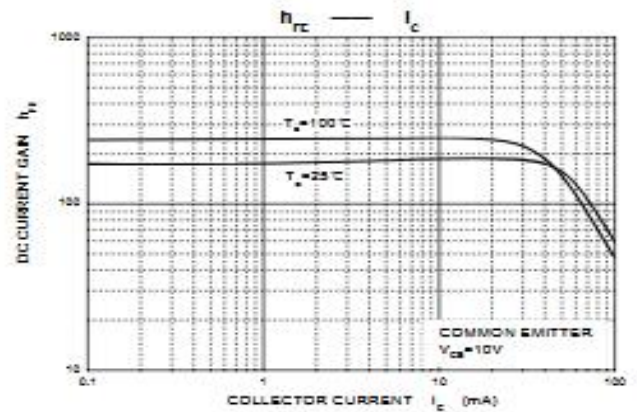
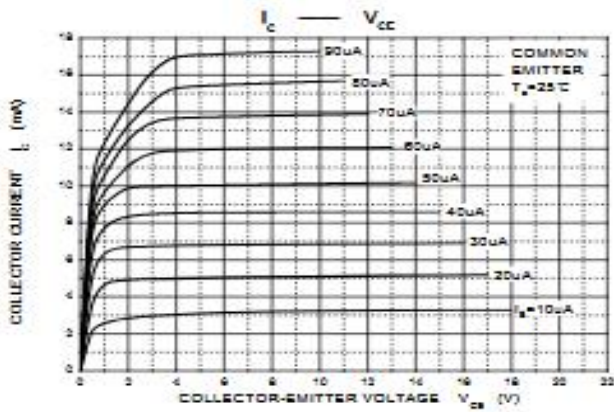
Parameter	Symbol	Test Condition	Min	Typ	Max	Unit
Collector-base breakdown voltage	V(BR)CBO	IC= 100μA, IE=0	300		500	V
Collector-emitter breakdown voltage	V(BR)CEO	IC= 1mA, IB=0	300		500	V
Emitter-base breakdown voltage	V(BR)EBO	IE= 100μA, IC=0	6		30	V
Collector cut-off current	ICBO	VCE= 300 V , IE=0			0.8	μA
Collector cut-off current	ICEO	VCE= 300V , IE=0			0.8	μA
Emitter cut-off current	IEBO	VEB= 6V , IC=0			1	μA
DC current gain	hFE	VCE= 10V, IC= 1mA	60			
	hFE	VCE= 10V, IC= 10mA	100		200	
	hFE	VCE= 10V, IC= 30mA	60			
Collector-emitter saturation voltage	VCE(sat)	IC= 30 mA, IB= 3mA			0.2	V
Base-emitter saturation voltage	VBE(sat)	IC= 30 mA, IB= 3mA			1.2	V
Transition frequency	fT	VCE=20V, IC= 20mA f=30MHz	50		300	MHz
Collector Current Capacitance	Cod	CB= 10V, IE=0, f=1MHz			10	pF

CLASSIFICATION OF hFE

Rank	L	
Range	100-200	
MARKING	1D	

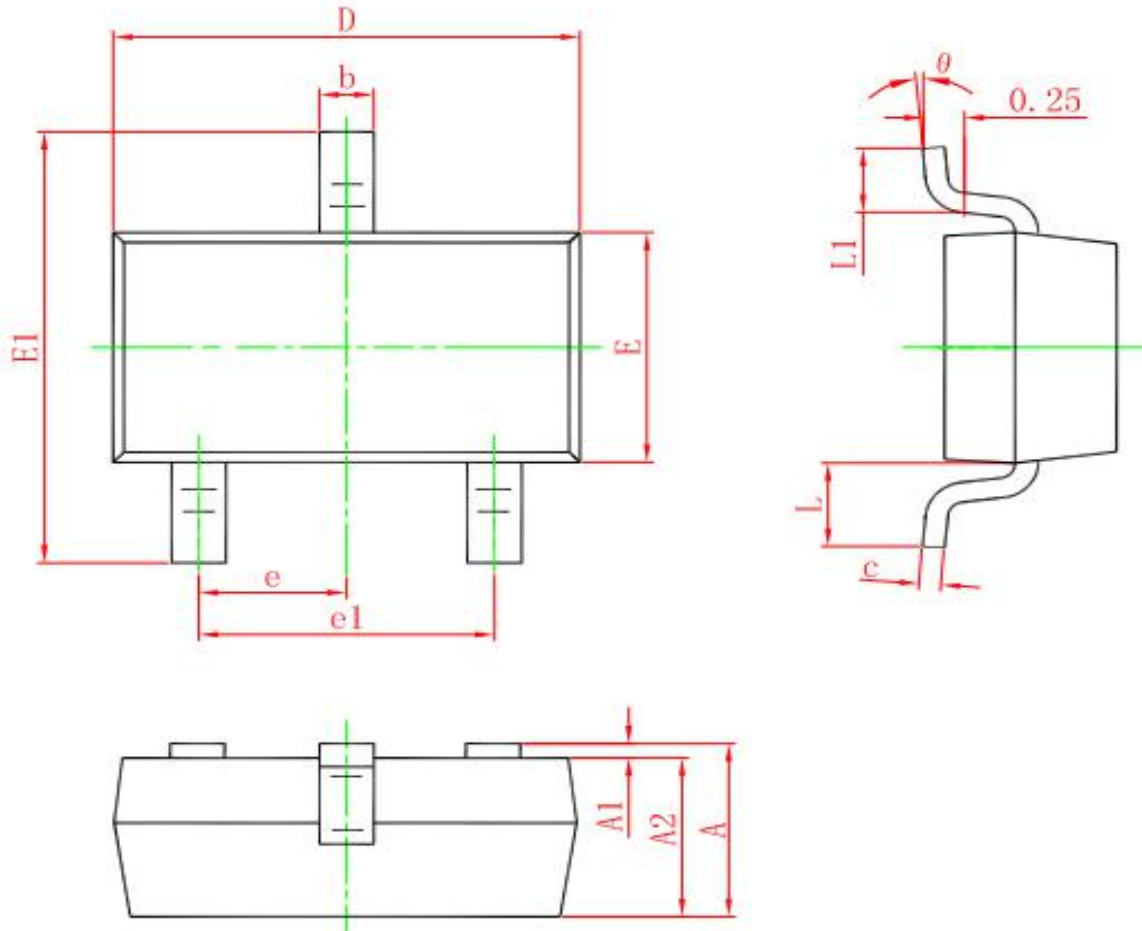
MMBTA42

TYPICAL ELECTRICAL AND THERMAL CHARACTERISTICS



MMBTA42

SOT-23 PACKAGE OUTLINE DIMENSIONS



Symbol	Dimensions In Millimeters		Dimensions In Inches	
	Min.	Max.	Min.	Max.
A	0.900	1.150	0.035	0.045
A1	0.000	0.100	0.000	0.004
A2	0.900	1.050	0.035	0.041
b	0.300	0.500	0.012	0.020
c	0.080	0.150	0.003	0.006
D	2.800	3.000	0.110	0.118
E	1.200	1.400	0.047	0.055
E1	2.250	2.550	0.089	0.100
e	0.950 TYP.		0.037 TYP.	
e1	1.800	2.000	0.071	0.079
L	0.550 REF.		0.022 REF.	
L1	0.300	0.500	0.012	0.020
θ	0°	8°	0°	8°

单击下面可查看定价，库存，交付和生命周期等信息

[>>YONGYUTAI\(永裕泰\)](#)