



GBP3005 THRU GBP310

GLASS PASSIVATED FAST BRIDGE RECTIFIERS

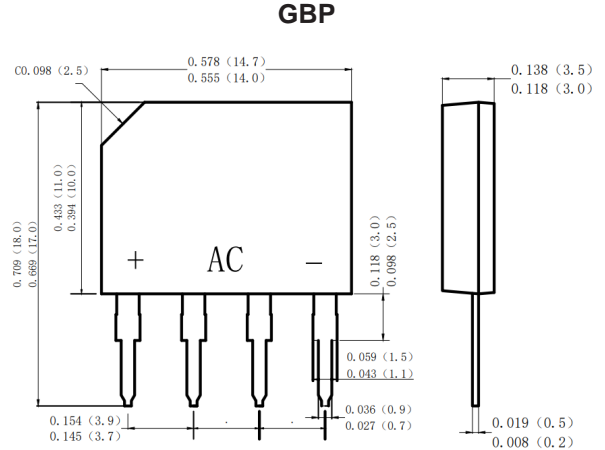
Reverse Voltage - 50 to 1000 Volts Forward Current - 3.0 Amperes

FEATURES

Ideal for printed circuit boards
 Reliable low cost construction technique
 results in inexpensive product
 High temperature soldering guaranteed:
 260°C/10 seconds/0.375" (9.5mm) lead length
 at 5 lbs.,(2.3kg) tension

MECHANICAL DATA

Case: Molded plastic
Lead: Solder plated
Mounting position: Any



MAXIMUM RATINGS AND ELECTRICAL CHARACTERISTICS

Rating at 25 ambient temperature unless otherwise specified. Single phase, half wave ,60Hz, resistive or inductive load.
 For capacitive load, derate current by 20%

CHARACTERISTICS	SYMBOL	GBP3005	GBP301	GBP302	GBP304	GBP306	GBP308	GBP310	UNIT
Maximum Recurrent Peak Reverse Voltage	V _{RRM}	50	100	200	400	600	800	1000	V
Maximum RMS Voltage	V _{RMS}	30	70	140	280	420	560	700	V
Maximum DC Blocking Voltage	V _{DC}	50	100	200	400	600	800	1000	V
Maximum Average Forward Rectified Current @ T _C =100°C (with heatsink)	I _(AV)	3.0							A
Peak Forward Surge Current 8.3ms Single Half Sine-Wave Super Imposed on Rated Load (JEDEC Method)	I _{FSM}	75.0							A
Maximum Forward Voltage at 1.5 A DC	V _F	0.95							V
Maximum DC Reverse Current @ T _A =25 °C at Rated DC Blocking Voltage @ T _A =125 °C	I _R	5.0 500							uA
I ² t Rating for Fusing (t<8.3ms)	I ² t	19.2							A ² s
Typical Junction Capacitance Per Element (Note1)	C _J	45							pF
Typical Thermal Resistance (Note2)	R _{θJC}	4.2							°C/W
Operating Temperature Range	T _J	-55 to +150							°C
Storage Temperature Range	T _{STG}	-55 to +150							°C

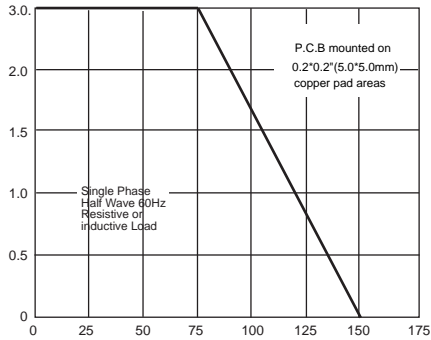
NOTES: 1.Measured at 1.0MHz and applied reverse voltage of 4.0V DC.



RATINGS AND CHARACTERISTIC CURVES GBP3005 THRU GBP310

AVERAGE FORWARD RECTIFIED CURRENT, AMPERES

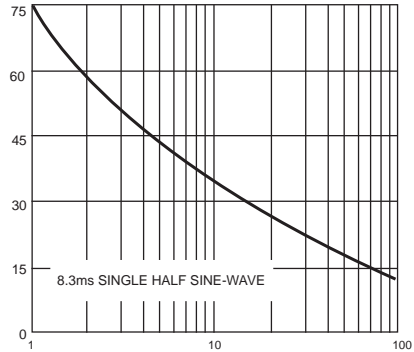
FIG. 1- FORWARD CURRENT DERATING CURVE



LEAD TEMPERATURE, °C

PEAK FORWARD SURGE CURRENT, AMPERES

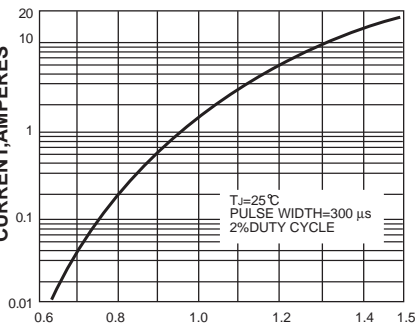
FIG. 2-MAXIMUM NON-REPETITIVE PEAK FORWARD SURGE CURRENT



NUMBER OF CYCLES AT 60 Hz

INSTANTANEOUS FORWARD CURRENT, AMPERES

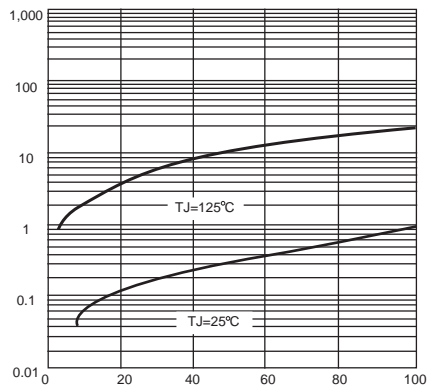
FIG. 3-TYPICAL INSTANTANEOUS FORWARD CHARACTERISTICS



INSTANTANEOUS FORWARD VOLTAGE, VOLTS

INSTANTANEOUS REVERSE CURRENT, MICROAMPERES

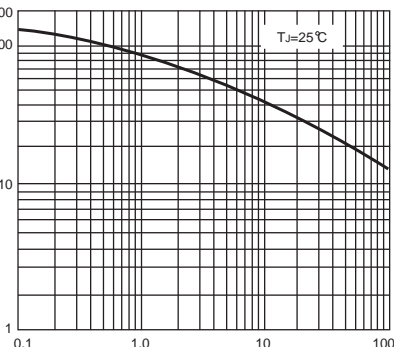
FIG. 4-TYPICAL REVERSE CHARACTERISTICS



PERCENT OF PEAK REVERSE VOLTAGE, %

JUNCTION CAPACITANCE, pF

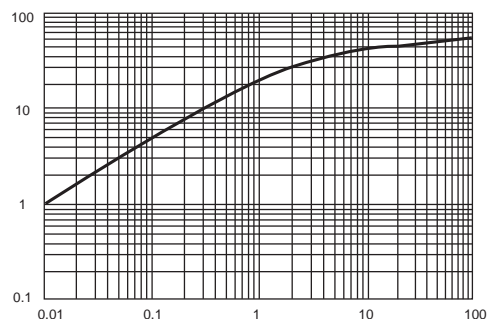
FIG. 5-TYPICAL JUNCTION CAPACITANCE



REVERSE VOLTAGE, VOLTS

°C/W

FIG. 6-TYPICAL TRANSIENT THERMAL IMPEDANCE



t, PULSE DURATION, sec.

单击下面可查看定价，库存，交付和生命周期等信息

[>>ZG\(中鑫半导体\)](#)