



# GBL6005 THRU GBL610

## VOLTAGE RANGE

50 to 1000 Volts

## CURRENT

6.0 Amperes

## FEATURES

Ideal for printed circuit board

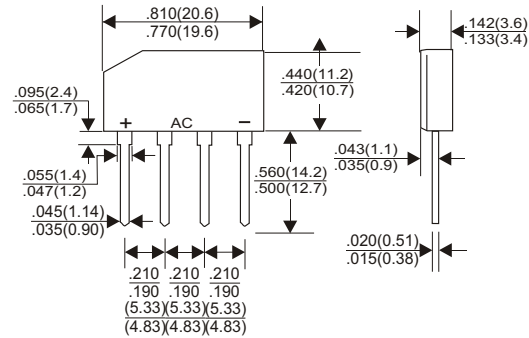
Low forward voltage

Low leakage current

Polarity: marked on body

Mounting position: Any

### GBL



Dimensions in inches and (millimeters)

## MAXIMUM RATINGS AND ELECTRICAL CHARACTERISTICS

Rating 25 C ambient temperature unless otherwise specified.

Single phase half wave, 60Hz, resistive or inductive load.

For capacitive load, derate current by 20%.

TYPE NUMBER	GBL6005	GBL601	GBL602	GBL604	GBL606	GBL608	GBL610	UNITS
Maximum Recurrent Peak Reverse Voltage	50	100	200	400	600	800	1000	V
Maximum RMS Voltage	35	70	140	280	420	560	700	V
Maximum DC Blocking Voltage	50	100	200	400	600	800	1000	V
Maximum Average Forward Rectified Current .375"(9.5mm) Lead Length at Ta=50°C	6.0							A
Peak Forward Surge Current, 8.3 ms single half sine-wave superimposed on rated load (JEDEC method)	150							A
Maximum Forward Voltage Drop per Bridge Element at 3.0A D.C.	1.0							V
Maximum DC Reverse Current Ta=25°C	10							μA
at Rated DC Blocking Voltage Ta=100°C	500							μA
Operating Temperature Range, Tj	-65 — +150							°C
Storage Temperature Range, Tstg	-65 — +150							°C



# GBL6005 THRU GBL610

## RATING AND CHARACTERISTIC CURVES (GBL6005 THRU GBL610)

FIG.1-TYPICAL FORWARD CURRENT DERATING CURVE

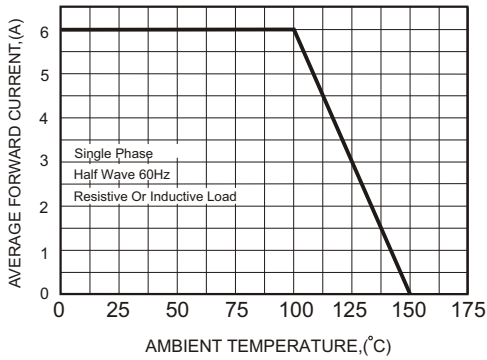


FIG.2-MAXIMUM NON-REPETITIVE FORWARD SURGE CURRENT

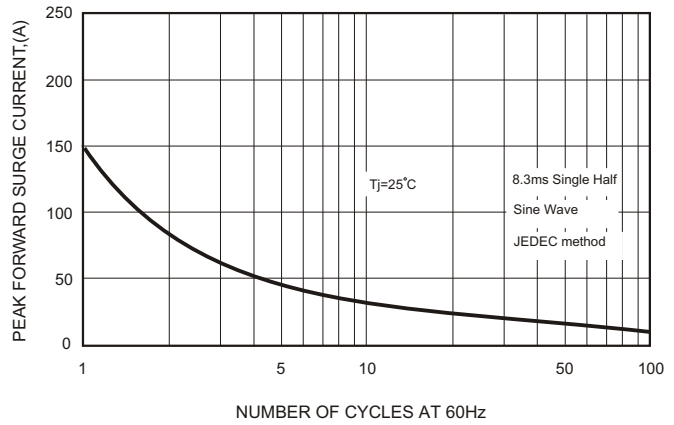


FIG.3-TYPICAL FORWARD CHARACTERISTICS

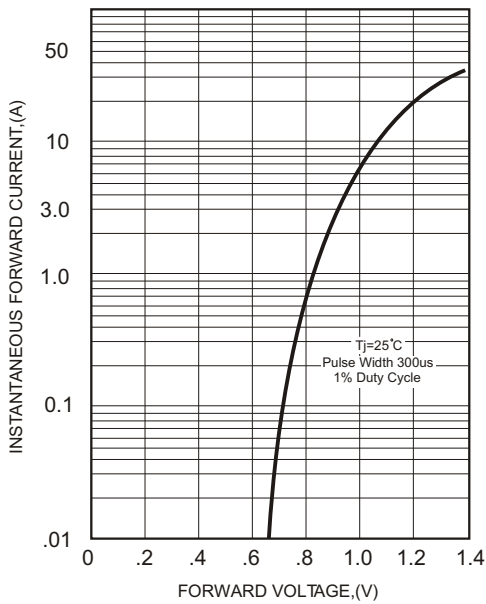
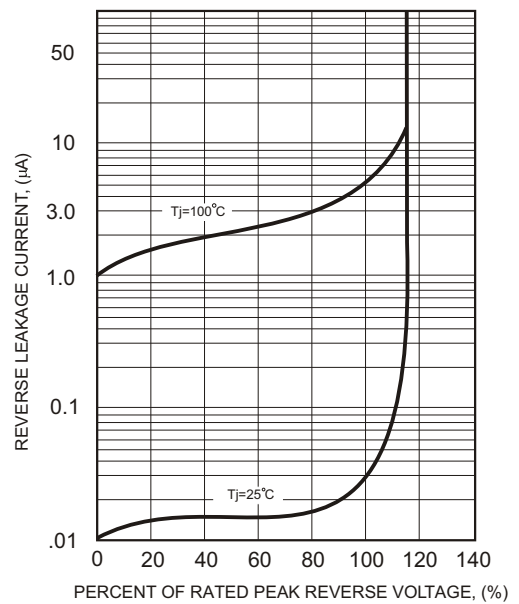


FIG.4-TYPICAL REVERSE CHARACTERISTICS



单击下面可查看定价，库存，交付和生命周期等信息

[>>ZG\(中鑫半导体\)](#)