



®

SS22BF THRU SS220BF

SURFACE MOUNT SCHOTTKY BARRIER RECTIFIER

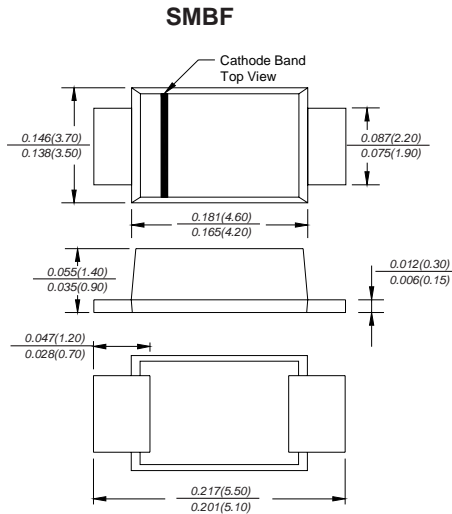
Reverse Voltage - 20 to 200 Volts Forward Current - 2.0 Amperes

FEATURES

The plastic package carries Underwriters Laboratory Flammability Classification 94V-0 For surface mounted applications Metal silicon junction, majority carrier conduction Low power loss, high efficiency Built-in strain relief, ideal for automated placement High forward surge current capability High temperature soldering guaranteed: 260°C/10 seconds at terminals

MECHANICAL DATA

Case: SMBF molded plastic body
Terminals: leads solderable per MIL-STD-750, Method 2026
Polarity: Color band denotes cathode end
Mounting Position: Any
Weight: 0.002 ounce, 0.057 grams



Dimensions in inches and (millimeters)

MAXIMUM RATINGS AND ELECTRICAL CHARACTERISTICS

Ratings at 25°C ambient temperature unless otherwise specified. Single phase half-wave 60Hz, resistive or inductive load, for capacitive load current derate by 20%.

	SYMBOLS	SS22BF	SS23BF	SS24BF	SS25BF	SS26BF	SS28BF	SS210BF	SS215BF	SS220BF	UNITS	
Maximum repetitive peak reverse voltage	V_{RRM}	20	30	40	50	60	80	100	150	200	V	
Maximum RMS voltage	V_{RMS}	14	21	28	35	42	56	70	105	150	V	
Maximum DC blocking voltage	V_{DC}	20	30	40	50	60	80	100	150	200	V	
Maximum average forward rectified current at T_L (see fig. 1)	$I_{(AV)}$	2.0									A	
Peak forward surge current 8.3ms single half sine-wave superimposed on rated load	I_{FSM}	50.0									A	
Maximum instantaneous forward voltage at 2.0A	V_F	0.55		0.70		0.85		0.95			V	
Maximum DC reverse current at rated DC blocking voltage	I_R	0.5		0.2		3.0		mA				
Typical junction capacitance (NOTE 1)	C_J	450		400		pF						
Typical thermal resistance (NOTE 2)	$R_{\theta JA}$	85.0									°C/W	
Operating junction temperature range	T_J	-55 to +125					-55 to +150					°C
Storage temperature range	T_{STG}	-55 to +150									°C	

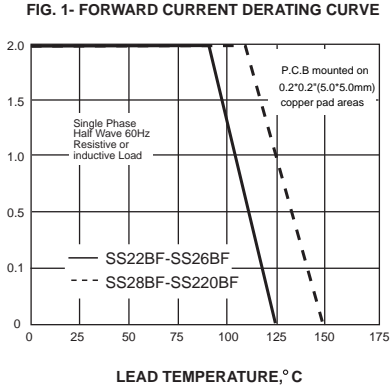
Note: 1. Measured at 1MHz and applied reverse voltage of 4.0V D.C.
 2. P.C.B. mounted with 0.2x0.2" (5.0x5.0mm) copper pad areas



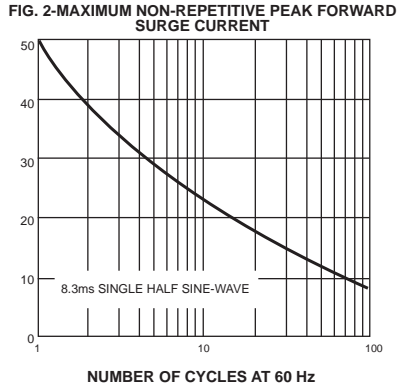
®

RATINGS AND CHARACTERISTIC CURVES SS22BF THRU SS220BF

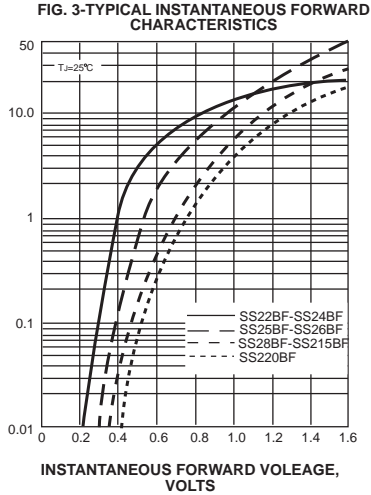
AVERAGE FORWARD RECTIFIED CURRENT, AMPERES



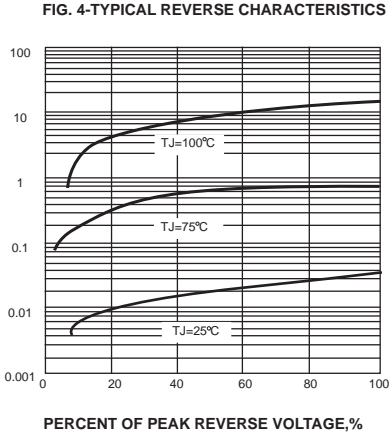
PEAK FORWARD SURGE CURRENT, AMPERES



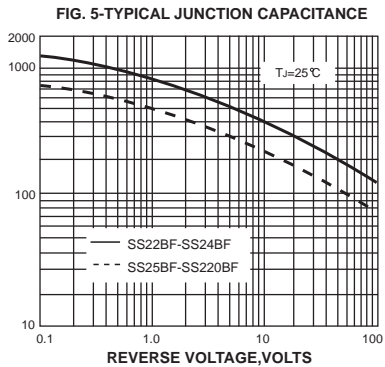
INSTANTANEOUS FORWARD CURRENT, AMPERES



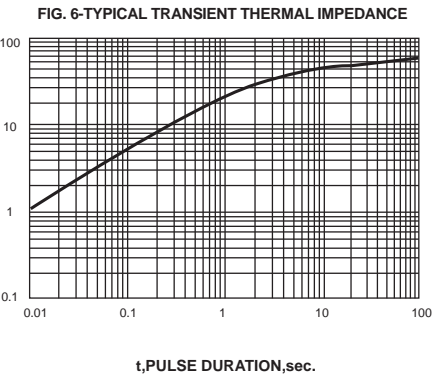
INSTANTANEOUS REVERSE CURRENT, MILLIAMPERES



JUNCTION CAPACITANCE, pF



TRANSIENT THERMAL IMPEDANCE, °C/W



单击下面可查看定价，库存，交付和生命周期等信息

[>>ZG\(中鑫半导体\)](#)