



BZX85 Series

Voltage Range 2.7 to 200 Volts

Features

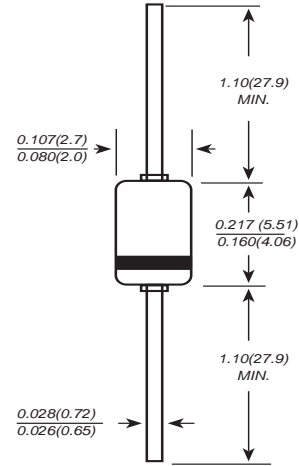
Silicon Planar Power Zener Diodes

for use in stabilizing and clipping circuits with high power rating.

The Zener voltages are graded according to the international

E 24 standard. Other voltage tolerances and higher Zener voltages upon request.

DO-41(GLASS)



Dimensions in inches and (millimeters)

Absolute Maximum Ratings ($T_a=25^\circ\text{C}$)

	Symbols	Values	Units
Zener current see Table "Characteristics"			
Power dissipation at $T_{amb}=25^\circ\text{C}$	P_{tot}	1.3 ⁽¹⁾	W
Junction temperature	T_j	200	$^\circ\text{C}$
Storage temperature range	T_s	-55 to +200	$^\circ\text{C}$

Note:

(1) Valid provided that leads are kept at ambient temperature at a distance of 8 mm from case.

Characteristics at $T_{amb}=25^\circ\text{C}$

	Symbols	Min.	Typ.	Max.	Units
Thermal resistance junction to ambient Air	R_{thA}	-	-	130 ⁽¹⁾	K/W
Forward voltage at $I_F=200\text{mA}$	V_F	-	-	1.0	V

Note:

(1) Valid provided that leads are kept at ambient temperature at a distance of 8 mm from case.



BZX85 Series

Voltage Range 2.7 to 200 Volts

Type	Zener voltage range ¹⁾			Dynamic resistance			Reverse leakage current		Temp. coefficient of Zener voltage
	V _{znom}	I _{zT} for V _{zT} ²⁾		r _{zjT} and r _{zjk} at I _{zK}			I _R ²⁾ at V _R		TK _{Vz}
		V	mA	V	Ω	Ω	mA	uA	V
BZX85/C 2V7	2.7	80	2.5 ... 2.9	<20	<400	1	<150	1	-0.08 ... -0.05
BZX85/C 3V0	3.0	80	2.8 ... 3.2	<20	<400	1	<100	1	-0.08 ... -0.05
BZX85/C 3V3	3.3	70	3.1 ... 3.5	<20	<400	1	<40	1	-0.08 ... -0.05
BZX85/C 3V6	3.6	60	3.4 ... 3.8	<15	<500	1	<20	1	-0.08 ... -0.05
BZX85/C 3V9	3.9	60	3.7 ... 4.1	<15	<500	1	<10	1	-0.07 ... -0.02
BZX85/C 4V3	4.3	50	4.0 ... 4.6	<13	<500	1	<3	1	-0.07 ... +0.01
BZX85/C 4V7	4.7	45	4.4 ... 5.0	<13	<600	1	<3	1	-0.03 ... +0.04
BZX85/C 5V1	5.1	45	4.8 ... 5.4	<10	<500	1	<1	1.5	-0.01 ... +0.04
BZX85/C 5V6	5.6	45	5.2 ... 6.0	<7	<400	1	<1	2	0 ... +0.045
BZX85/C 6V2	6.2	35	5.8 ... 6.6	<4	<300	1	<1	3	+0.01 ... +0.055
BZX85/C 6V8	6.8	35	6.4 ... 7.2	<3.5	<300	1	<1	4	+0.015 ... +0.06
BZX85/C 7V5	7.5	35	7.0 ... 7.9	<3	<200	0.5	<1	4.5	+0.02 ... +0.065
BZX85/C 8V2	8.2	25	7.7 ... 8.7	<5	<200	0.5	<1	6.2	0.03 ... 0.07
BZX85/C 9V1	9.1	25	8.5 ... 9.6	<5	<200	0.5	<1	6.8	0.035 ... 0.075
BZX85/C 10	10	25	9.4 ... 10.6	<7	<200	0.5	<0.5	7	0.04 ... 0.08
BZX85/C 11	11	20	10.4 ... 11.6	<8	<300	0.5	<0.5	8.2	0.045 ... 0.08
BZX85/C 12	12	20	11.4 ... 12.7	<9	<350	0.5	<0.5	9.1	0.045 ... 0.085
BZX85/C 13	13	20	12.4 ... 14.1	<10	<400	0.5	<0.5	10	0.05 ... 0.085
BZX85/C 15	15	15	13.8 ... 15.6	<15	<500	0.5	<0.5	11	0.055 ... 0.09
BZX85/C 16	16	15	15.3 ... 17.1	<15	<500	0.5	<0.5	12	0.055 ... 0.09
BZX85/C 18	18	15	16.8 ... 19.1	<20	<500	0.5	<0.5	13	0.06 ... 0.09
BZX85/C 20	20	10	18.8 ... 21.2	<24	<600	0.5	<0.5	15	0.06 ... 0.09
BZX85/C 22	22	10	20.8 ... 23.3	<25	<600	0.5	<0.5	16	0.06 ... 0.095
BZX85/C 24	24	10	22.8 ... 25.6	<25	<600	0.5	<0.5	18	0.06 ... 0.095
BZX85/C 27	27	8	25.1 ... 28.9	<30	<750	0.25	<0.5	20	0.06 ... 0.095
BZX85/C 30	30	8	28 ... 32	<30	<1000	0.25	<0.5	22	0.06 ... 0.095
BZX85/C 33	33	8	31 ... 35	<35	<1000	0.25	<0.5	24	0.06 ... 0.095
BZX85/C 36	36	8	34 ... 38	<40	<1000	0.25	<0.5	27	0.06 ... 0.095
BZX85/C 39	39	6	37 ... 41	<50	<1000	0.25	<0.5	30	0.06 ... 0.095
BZX85/C 43	43	6	40 ... 46	<50	<1000	0.25	<0.5	33	0.06 ... 0.095
BZX85/C 47	47	4	44 ... 50	<90	<1500	0.25	<0.5	36	0.06 ... 0.095
BZX85/C 51	51	4	48 ... 54	<115	<1500	0.25	<0.5	39	0.06 ... 0.095
BZX85/C 56	56	4	52 ... 60	<120	<2000	0.25	<0.5	43	0.06 ... 0.095
BZX85/C 62	62	4	58 ... 66	<125	<2000	0.25	<0.5	47	0.06 ... 0.095
BZX85/C 68	68	4	64 ... 72	<130	<2000	0.25	<0.5	51	0.06 ... 0.095
BZX85/C 75	75	4	70 ... 79	<135	<2000	0.25	<0.5	56	0.06 ... 0.095
BZX85/C 82	82	2.7	77 ... 87	<200	<3000	0.25	<0.5	62	0.07 ... 0.10
BZX85/C 91	91	2.7	85 ... 96	<250	<3000	0.25	<0.5	68	0.07 ... 0.10
BZX85/C 100	100	2.7	94 ... 106	<350	<3000	0.25	<0.5	75	0.07 ... 0.11
BZX85/C 110	110	2.7	104 ... 116	<450	<4000	0.25	<0.5	82	0.07 ... 0.11
BZX85/C 120	120	2	114 ... 127	<550	<4500	0.25	<0.5	91	0.07 ... 0.11
BZX85/C 130	130	2	124 ... 141	<700	<5000	0.25	<0.5	100	0.07 ... 0.11
BZX85/C 150	150	2	138 ... 156	<1000	<6000	0.25	<0.5	110	0.07 ... 0.11
BZX85/C 160	160	1.5	153 ... 171	<1100	<6500	0.25	<0.5	120	0.07 ... 0.11
BZX85/C 180	180	1.5	168 ... 191	<1200	<7000	0.25	<0.5	130	0.07 ... 0.11
BZX85/C 200	200	1.5	188 ... 212	<1500	<8000	0.25	<0.5	150	0.07 ... 0.11

Notes:

(1) Tested with pulses tp=20ms.

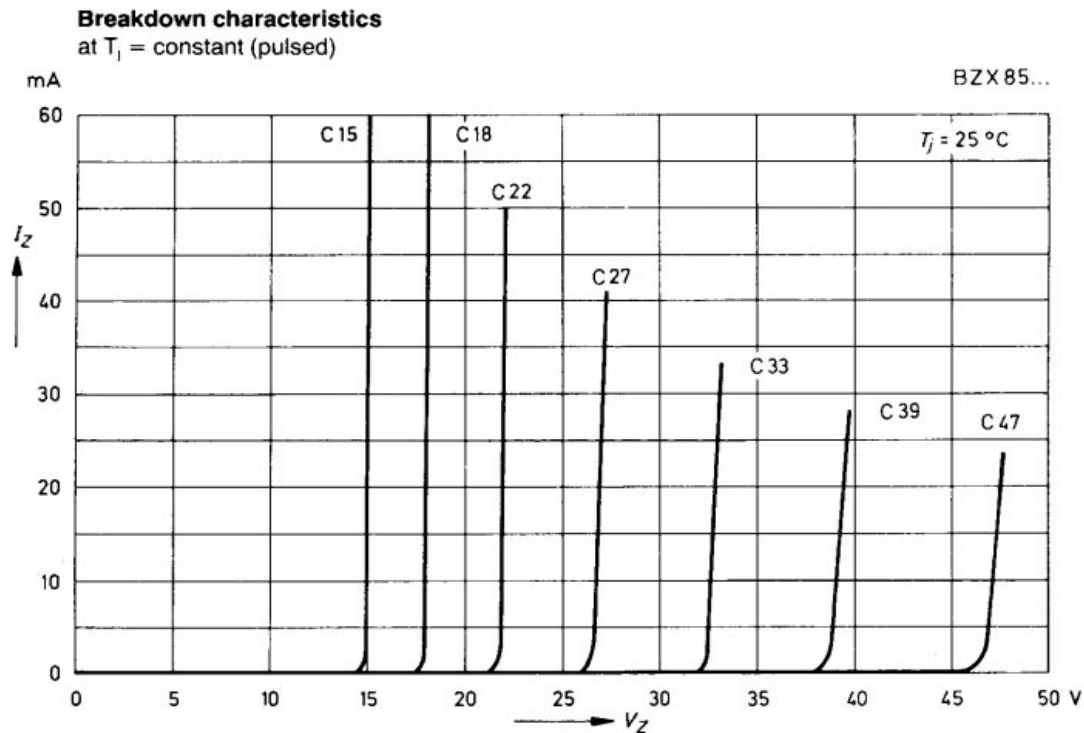
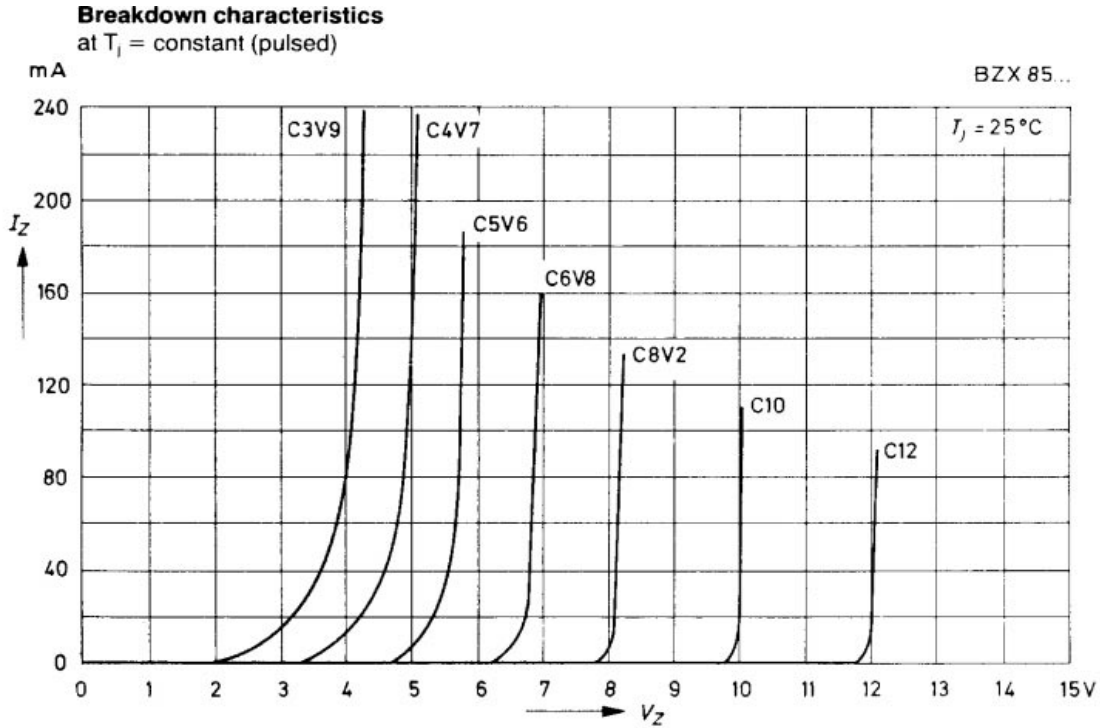
(2) Valid provided that leads are kept at ambient temperature at a distance of 8 mm from case.



BZX85 Series

Voltage Range 2.7 to 200 Volts

RATINGS AND CHARACTERISTIC CURVES



单击下面可查看定价，库存，交付和生命周期等信息

[>>ZG\(中鑫半导体\)](#)