

**DO-41**


### Features

- The plastic package carries Underwriters Laboratory Flammability Classification 94V-0
- Guardring for overvoltage protection
- Low reverse leakage
- High forward surge current capability
- High temperature soldering guaranteed  
250°C/10 seconds at terminals

### Mechanical Data

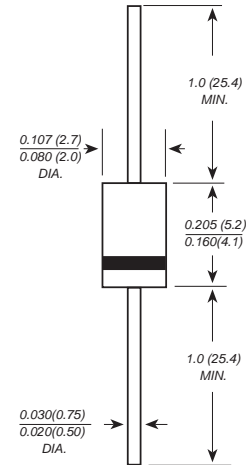
**Case** : Molded plastic body

**Terminals** : Solder plated, solderable per MIL-STD-750, Method 2026

**Polarity** : Polarity symbol marking on body

**Mounting Position** : Any

**Weight** : 0.0088 ounce, 0.25 grams



Dimensions in inches and (millimeters)

### Maximum Ratings And Electrical Characteristics

Ratings at 25°C ambient temperature unless otherwise specified. Single phase half-wave 60Hz, resistive or inductive load, for capacitive load current derate by 20%.

Parameter	SYMBOLS	SR120	SR140	SR160	SR180	SR1100	SR1150	SR1200	UNITS
Maximum repetitive peak reverse voltage	$V_{RRM}$	20	40	60	80	100	150	200	V
Maximum RMS voltage	$V_{RMS}$	14	28	42	56	70	105	140	V
Maximum DC blocking voltage	$V_{DC}$	20	40	60	80	100	150	200	V
Maximum average forward rectified current at $T_L=100^\circ\text{C}$	$I_{(AV)}$	1.0							A
Peak forward surge current, 8.3ms single half sine-wave superimposed on rated load	$I_{FSM}$	30.0							A
Maximum instantaneous forward voltage at 1.0A	$V_F$	0.55	0.70	0.85		0.95		V	
Maximum DC reverse current at rated DC blocking voltage $T_A=25^\circ\text{C}$ $T_A=125^\circ\text{C}$	$I_R$	0.5 50		0.05 10		mA			
Typical thermal resistance	$R_{\theta JA}$	65.0							$^\circ\text{C/W}$
Operating junction temperature range	$T_J$	-55 to +125			-55 to +150				$^\circ\text{C}$
Storage temperature range	$T_{STG}$	-55 to +150							$^\circ\text{C}$

**Ratings And Characteristic Curves**

FIG. 1- DERATING CURVE OUTPUT RECTIFIED CURRENT

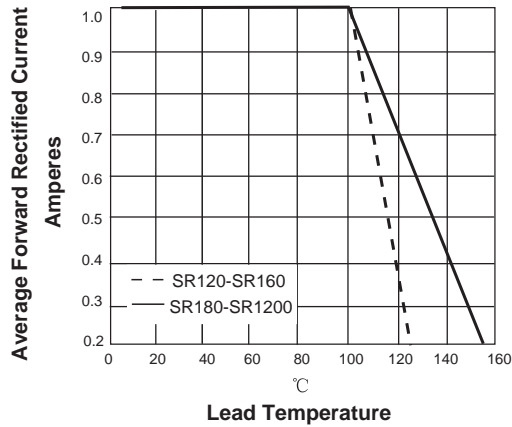


FIG. 2-MAXIMUM NON-REPETITIVE PEAK FORWARD SURGE CURRENT PER LEG

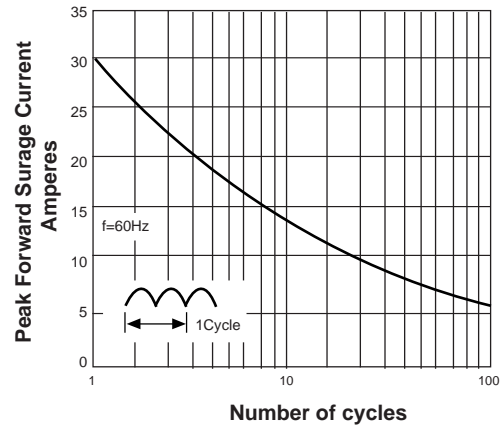


FIG. 3-TYPICAL FORWARD VOLTAGE CHARACTERISTICS

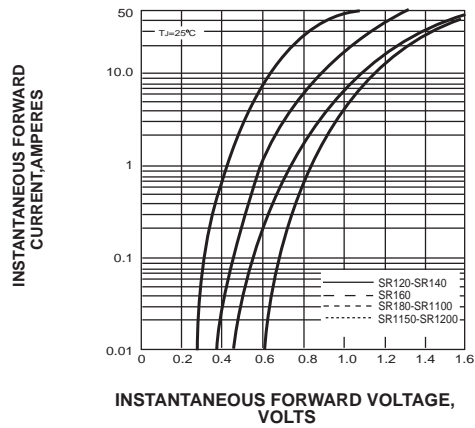
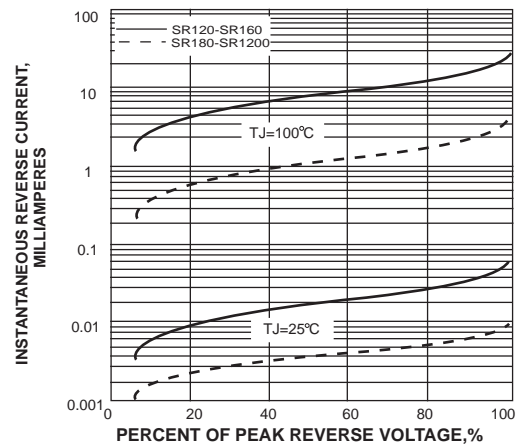
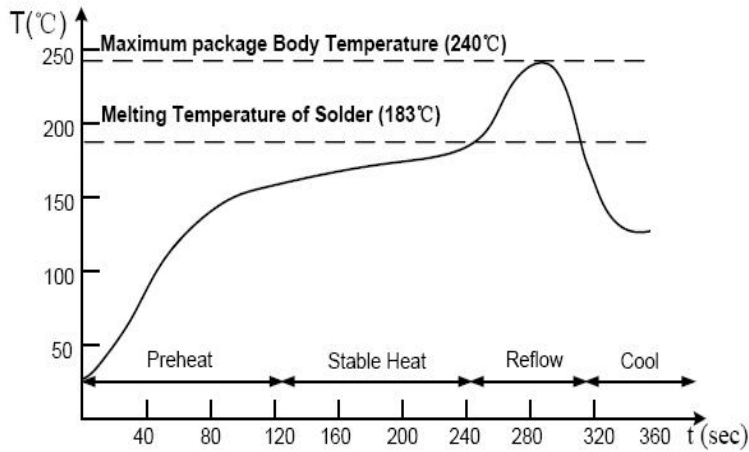


FIG. 4-TYPICAL REVERSE LEAKAGE CHARACTERISTICS



### Suggested Soldering Temperature Profile

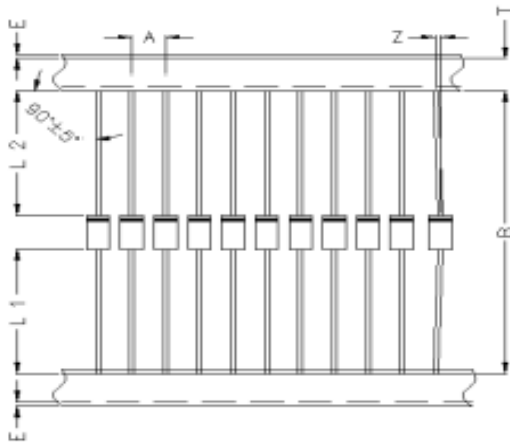


#### Note

- ◆ Recommended reflow methods: IR, vapor phase oven, hot air oven, wave solder.
- ◆ The device can be exposed to a maximum temperature of 265°C for 10 seconds.
- ◆ Devices can be cleaned using standard industry methods and solvents.
- ◆ If reflow temperatures exceed the recommended profile, devices may not meet the performance requirements.

### Package Information

#### Taping Specifications



Item	Symbol	Specifications(mm)
Component Pitch	A	5.0±0.5
Inner Tape Pitch	B	52.4±1.5
Component alignment	Z	1.2 Max
Tape width	T	6.0±0.5
Exposed adhesive	E	0.8 Max
Body eccentricity	L1-L2	1.0 Max

#### Ammunition Package Specifications

Package	Inner Box Size (mm)	QTY/Box (Kpcs)	Carton Size (mm)	Q'TY/Carton (Kpcs)
DO - 41	255*150*75	5	420*276*312	50

单击下面可查看定价，库存，交付和生命周期等信息

[>>MDD\(辰达行\)](#)