

DO-41



Features

- The plastic package carries Underwriters Laboratory Flammability Classification 94V-0
- Guardring for overvoltage protection
- Low reverse leakage
- High forward surge current capability
- High temperature soldering guaranteed
250°C/10 seconds at terminals

Mechanical Data

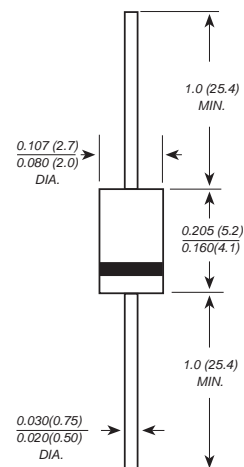
Case : Molded plastic body

Terminals : Solder plated, solderable per MIL-STD-750, Method 2026

Polarity : Polarity symbol marking on body

Mounting Position : Any

Weight : 0.0088 ounce, 0.25 grams



Dimensions in inches and (millimeters)

Maximum Ratings And Electrical Characteristics

Ratings at 25°C ambient temperature unless otherwise specified. Single phase half-wave 60Hz, resistive or inductive load, for capacitive load current derate by 20%.

Parameter	SYMBOLS	1N5817	1N5818	1N5819	UNITS
Maximum repetitive peak reverse voltage	V_{RRM}	20	30	40	V
Maximum RMS voltage	V_{RMS}	14	21	28	V
Maximum DC blocking voltage	V_{DC}	20	30	40	V
Maximum average forward rectified current at $T_L=100^\circ\text{C}$	$I_{(AV)}$	1.0			A
Peak forward surge current, 8.3ms single half sine-wave superimposed on rated load	I_{FSM}	25			A
Maximum instantaneous forward voltage at 1.0A	V_F	0.45	0.55	0.60	V
Maximum DC reverse current $T_A=25^\circ\text{C}$ at rated DC blocking voltage $T_A=125^\circ\text{C}$	I_R	0.5 50			mA
Typical thermal resistance	R_{qJA}	65.0			$^\circ\text{C/W}$
Operating junction temperature range	T_J	-55 to +125			$^\circ\text{C}$
Storage temperature range	T_{STG}	-55 to +150			$^\circ\text{C}$

Ratings And Characteristic Curves

FIG. 1- DERATING CURVE OUTPUT RECTIFIED CURRENT

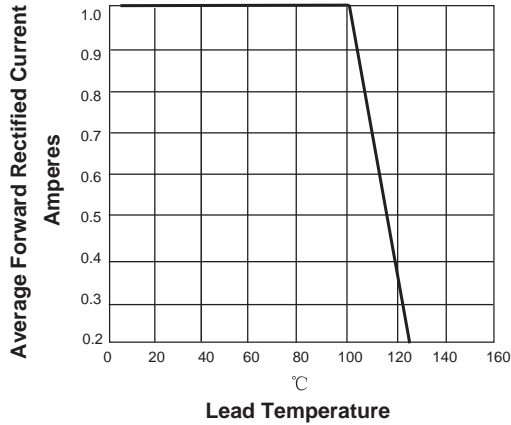


FIG. 2-MAXIMUM NON-REPETITIVE PEAK FORWARD SURGE CURRENT PER LEG

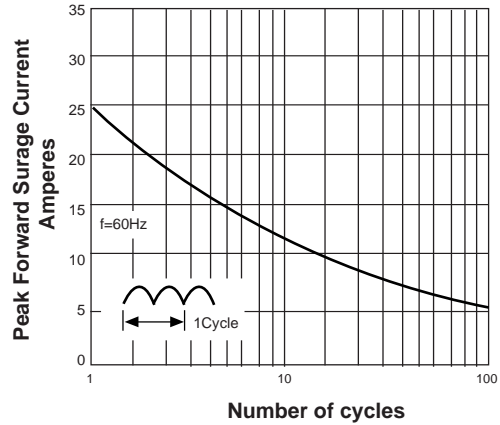


FIG. 3-TYPICAL FORWARD VOLTAGE CHARACTERISTICS

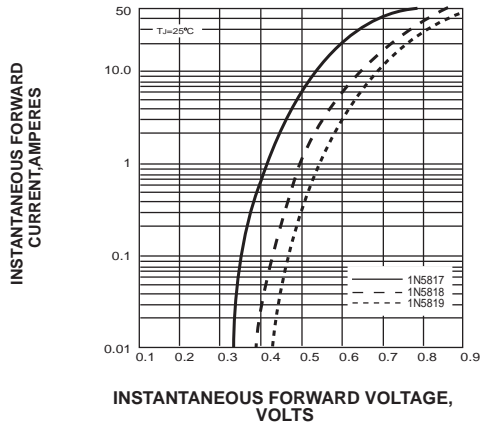
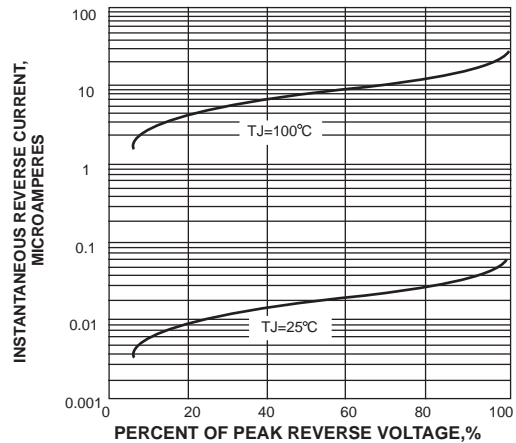
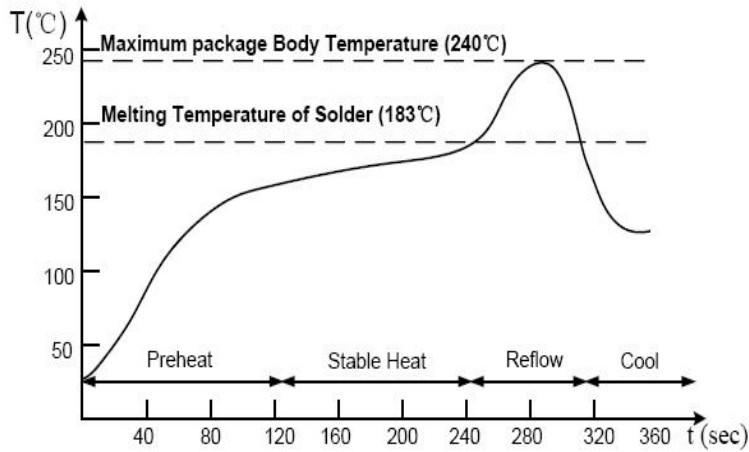


FIG. 4-TYPICAL REVERSE LEAKAGE CHARACTERISTICS



Suggested Soldering Temperature Profile

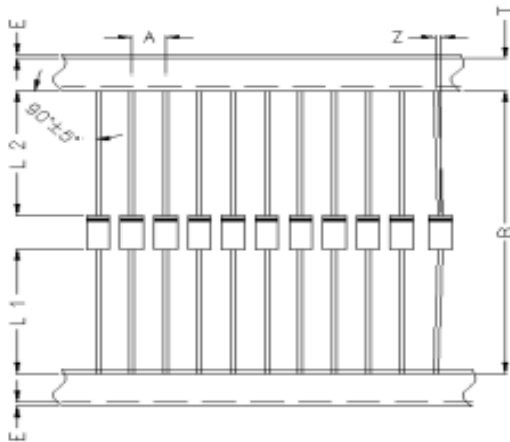


Note

- ◆ Recommended reflow methods: IR, vapor phase oven, hot air oven, wave solder.
- ◆ The device can be exposed to a maximum temperature of 265°C for 10 seconds.
- ◆ Devices can be cleaned using standard industry methods and solvents.
- ◆ If reflow temperatures exceed the recommended profile, devices may not meet the performance requirements.

Package Information

Taping Specifications



Item	Symbol	Specifications(mm)
Component Pitch	A	5.0±0.5
Inner Tape Pitch	B	52.4±1.5
Component alignment	Z	1.2 Max
Tape width	T	6.0±0.5
Exposed adhesive	E	0.8 Max
Body eccentricity	L1-L2	1.0 Max

Ammunition Package Specifications

Package	Inner Box Size (mm)	QTY/Box (Kpcs)	Carton Size (mm)	Q'TY/Carton (Kpcs)
DO - 41	255*150*75	5	420*276*312	50

单击下面可查看定价，库存，交付和生命周期等信息

[>>STAR SEA\(星海\)](#)