



Muti-Layer Thermistor

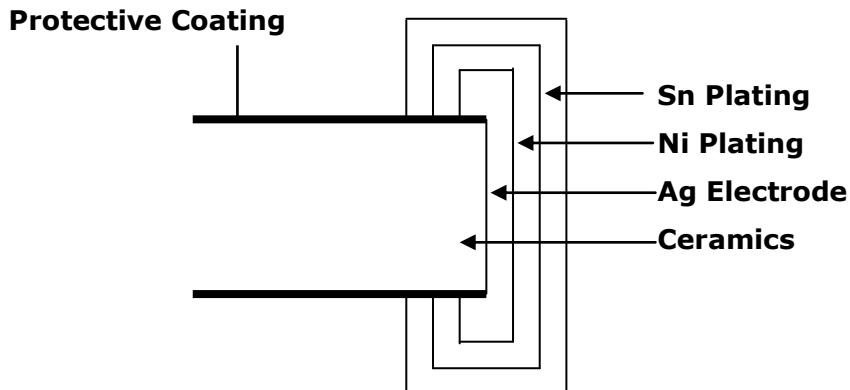
(Negative Temperature Coefficient)

Document No	TMTR-XXOS002A
Issued date	2012/10/02
Page	1/10

1. Scope :

This specification applies for the Lead-Free MTR series of Muti-Layer thermistor made by TA-I.

2. Construction:



3. Type Designation:

MTR	06	F	T	F	344	B	103
Product Code	Size	Tolerance Of Resistance at 25°C	Packaging	Tolerance of B Value at 25(°C)	B Value (K)	Temp Range Of B Value (°C)	Resistance at 25°C
	04:0402(1005) 06:0603(1608) 10:0805(2012)	F:±1.0% G:±2.0% H:±3.0% J:±5.0%	T: Paper	F:±1.0% H:±3.0%	344:3435 395:3950 405:4050 410:4100	B:25-85	102:1KΩ 103:10KΩ

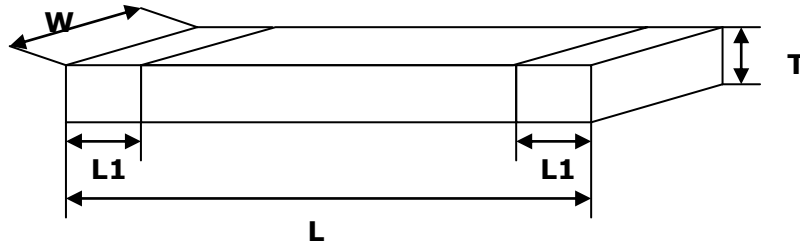


Muti-Layer Thermistor

(Negative Temperature Coefficient)

Document No	TMTR-XXOS002A
Issued date	2012/10/02
Page	2/10

4. Dimensions:



Unit: mm

Item	L(mm)	W(mm)	T(mm)	L1(mm)
0402 (1005)	1.00 ±0.10	0.50 ±0.10	0.60 max	0.15~0.30
0603 (1608)	1.60 ±0.15	0.80 ±0.15	0.95 max	0.20~0.50
0805 (2012)	2.00 ±0.20	1.25 ±0.20	1.20 max	0.20~0.60

5. Electrical Characteristics

Part Designation	Zero Power Resistance at 25°C (KΩ)	Tolerance of Resistance (±%)	B value (25-85) (K)	Tolerance of B value (±%)	Max Power Rated at 25 °C (mW)	Typical Dissipation Constant (mW/°C)	Operation Temperature range (°C)
MTR04□T□410B102	1	3、5	4100	3	250 mW	Approx. 2.5 mW/°C	-40~125
MTR04□T□344B103	10	1、3、5	3435	1、3			
MTR04□T□390B103	10	3、5	3900	3			
MTR04□T□410B103	10	3、5	4100	1、3			
MTR04□T□405B473	47	2、3、5	4050	3			
MTR04□T□415B683	68	2、3、5	4150	3			
MTR04□T□405B104	100	2、3、5	4050	3			
MTR04□T□430B104	100	2、3、5	4300	3			
MTR04□T□405B474	470	2、3、5	4050	1、3			



Muti-Layer Thermistor

(Negative Temperature Coefficient)

Document No	TMTR-XXOS002A
Issued date	2012/10/02
Page	3/10

Part Designation	Zero Power Resistance at 25°C (KΩ)	Tolerance of Resistance (±%)	B value (25-85) (K)	Tolerance of B value (±%)	Max Power Rated at 25°C (mW)	Typical Dissipation Constant (mW/°C)	Operation Temperature range (°C)
MTR06□T□295B102	1	1、2、3、5	2950	1、3	350 mW	Approx. 3.5 mW/°C	-40~125
MTR06□T□415B202	2	3、5	4150	3			
MTR06□T□330B332	3.3	3、5	3300	1、3			
MTR06□T□334B472	4.7	1、2、3、5	3340	1、3			
MTR06□T□334B502	5	1、2、3、5	3340	1、3			
MTR06□T□344B682	6.8	2、3、5	3435	1、3			
MTR06□T□344B103	10	1、2、3、5	3435	1、3			
MTR06□T□355B103	10	1、2、3、5	3550	1、3			
MTR06□T□397B103	10	1、2、3、5	3970	1、3			
MTR06□T□410B103	10	2、3、5	4100	2、3、5			
MTR06□T□390B223	22	3、5	3900	1、3			
MTR06□T□395B473	47	2、3、5	3950	1、3			
MTR06□T□405B473	47	2、3、5	4050	3			
MTR06□T□405B503	50	2、3、5	4050	1、3			
MTR06□T□415B683	68	2、3、5	4150	1、3			
MTR06□T□395B104	100	3、5	3950	1、3			
MTR06□T□405B104	100	2、3、5	4050	3			
MTR06□T□440B104	100	2、3、5	4400	3			
MTR06□T□405B204	200	3、5	4055	1、3			
MTR06□T□405B224	220	3、5	4055	1、3			
MTR06□T□405B474	470	2、3、5	4050	3			
MTR06□T□410B564	560	3、5	4100	1、3			



Muti-Layer Thermistor

(Negative Temperature Coefficient)

Document No	TMTR-XXOS002A
Issued date	2012/10/02
Page	4/10

Part Designation	Zero Power Resistance at 25°C (KΩ)	Tolerance of Resistance (±%)	B value (25-85) (K)	Tolerance of B value (±%)	Max Power Rated at 25°C (mW)	Typical Dissipation Constant (mW/°C)	Operation Temperature range (°C)
MTR10□T□344B472	4.7	2、3、5	3435	1、3	400 mW	Approx. 4 mW/°C	-40~125
MTR10□T□344B502	5.0	2、3、5	3435	1、3			
MTR10□T□344B103	10	1、2、3、5	3435	1、3			
MTR10□T□355B103	10	2、3、5	3550	1、3			
MTR10□T□397B103	10	1、2、3、5	3970	1、3			
MTR10□T□390B223	22	3、5	3900	1、3			
MTR10□T□400B473	47	2、3、5	4000	1、3			
MTR10□T□400B503	50	2、3、5	4000	1、3			
MTR10□T□400B104	100	2、3、5	4000	1、3			
MTR10□T□410B204	200	2、3、5	4100	1、3			



Muti-Layer Thermistor

(Negative Temperature Coefficient)

Document No	TMTR-XXOS002A
Issued date	2012/10/02
Page	5/10

6. Reliability Tests:

PERFORMANCE	TEST METHOD	APPRAISE
Life	MIL – STD – 202F , Method 108A 1000 hours at 70°C NTC WV intermittent	Within ± 3 %
Humidity	MIL – STD – 202F , Method 103B 1000 hours at Temperature: 40°C Humidity: 95%	Within ± 3 %
Thermal Shock	MIL – STD – 202F , Method 107 10 cycles, -40°C to +125°C	Within ± 3 %
Solderability	MIL – STD – 202F , Method 208H 235°C for 2 seconds	95% min. coverage
Resistance to Soldering Heat	MIL – R – 55342D , Para 4.7.7 Soldered to test board at 260°C for 10 seconds	Within ± 3 %
Bending Strength	JIS C 5202 6.1.4 Pressurizing rod at a rate at 1mm/sec for 1mm	Within ± 3 %
Resistance to flexure of Substrate	JIS C 5202 6.2.1 Pressurizing force shall be 3kg (min.)	Over 3 kg
Insulation Resistance	MIL – STD – 202F , Method 302 DC 250V For 10 seconds	Over 1000M Ω
Dielectric Withstand Voltage	MIL – STD – 202F , Method 301 DC 250V For 10 seconds	Not Short

7. Marking

No marking



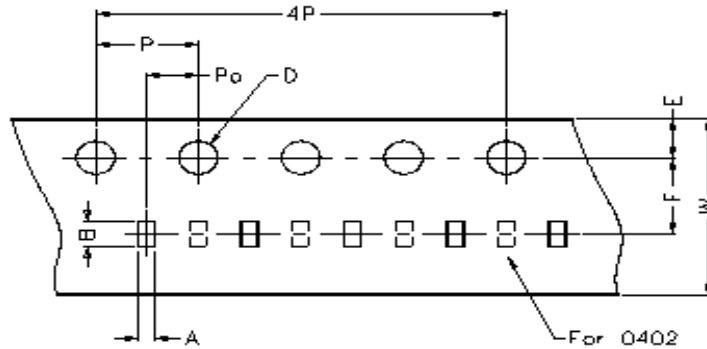
Muti-Layer Thermistor

(Negative Temperature Coefficient)

Document No	TMTR-XXOS002A
Issued date	2012/10/02
Page	6/10

8. Taping & Reel

8.1.1 Taping Dimensions



Dimension	1206	0805	0603	0402
A	2.00 ± 0.05	1.50 ± 0.05	1.08 ± 0.05	0.66 ± 0.03
B	3.57 ± 0.05	2.30 ± 0.05	1.85 ± 0.05	1.15 ± 0.03
W	8.00 ± 0.02	8.00 ± 0.05	8.00 ± 0.05	8.00 ± 0.05
D	1.55 ± 0.05	1.50 ± 0.10	1.50 ± 0.10	1.50 ± 0.10
E	1.75 ± 0.10	1.75 ± 0.05	1.75 ± 0.05	1.75 ± 0.05
F	3.50 ± 0.05	3.50 ± 0.05	3.50 ± 0.05	3.50 ± 0.05
P	4.00 ± 0.10	4.00 ± 0.05	4.00 ± 0.05	4.00 ± 0.05
P _o	2.00 ± 0.05	2.00 ± 0.05	2.00 ± 0.05	2.00 ± 0.05
4P	16.00 ± 0.05	16.00 ± 0.05	16.00 ± 0.05	16.00 ± 0.05

Package		Paper Tape	Plastic Tape
Style	Size		
MTR	04	10000	
MTR	06		4000
MTR	10	4000	

Unit: PCS

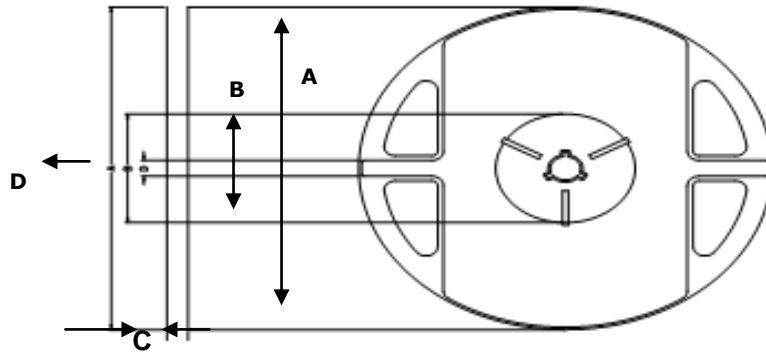


Muti-Layer Thermistor

(Negative Temperature Coefficient)

Document No	TMTR-XXOS002A
Issued date	2012/10/02
Page	7/10

8.2 Reel Specifications



Item	A	B	C	D
Dimension	178.0±1.0	60.0±1.0	9.0±0.1	13.0±0.1

9. Storage Conditions:

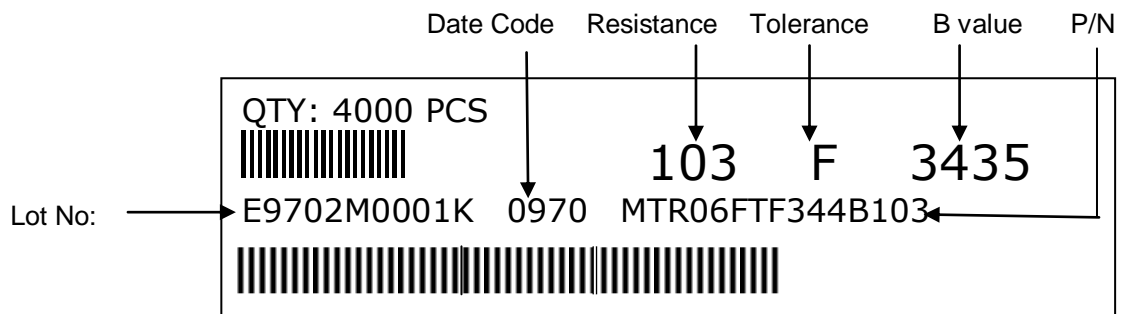
Temperature: -10°C~40°C, Humidity: ≤75%

10. Shelf Life:

1 years from manufacturing date

11. Label

11.1 Manufacture Label :



TA-I TECHNOLOGY CO., LTD




Muti-Layer Thermistor

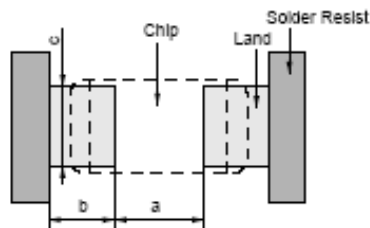
(Negative Temperature Coefficient)

Document No	TMTR-XXOS002A
Issued date	2012/10/02
Page	8/10

11.2 Customer Label:



12. Recommended land patterns



Type	Land pattern Size	Dimension (mm)		
		a	b	c
MTR	04(0402)	0.4	0.4~0.5	0.5
MTR	06(0603)	0.6~0.8	0.6~0.7	0.6~0.8
MTR	10(0805)	1.0~1.1	0.6~0.7	1.0~1.2

TA-I TECHNOLOGY CO., LTD

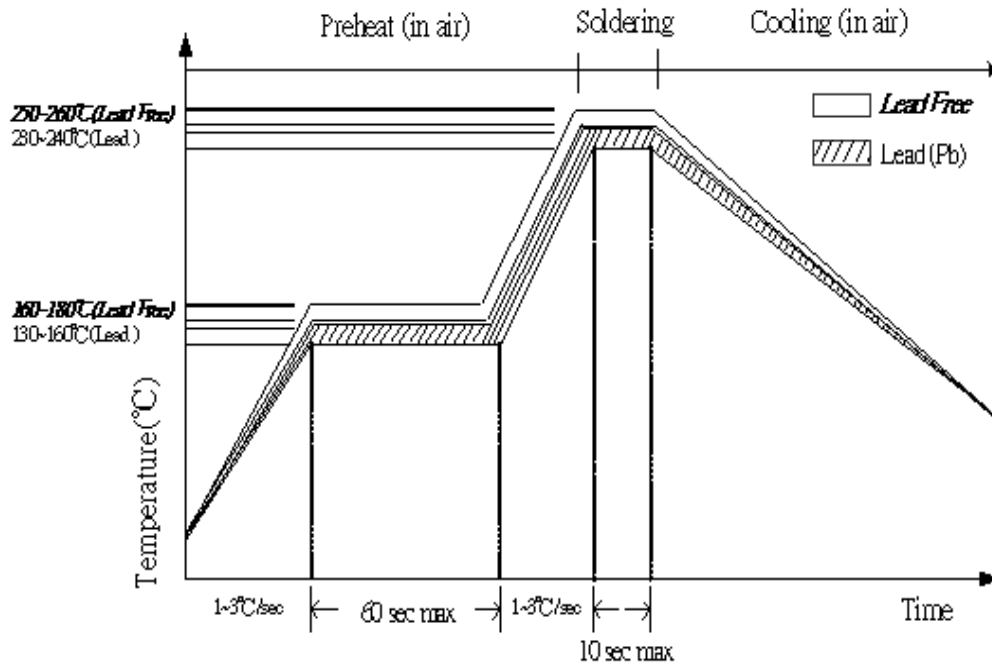


Muti-Layer Thermistor

(Negative Temperature Coefficient)

Document No	TMTR-XXOS002A
Issued date	2012/10/02
Page	9/10

13. Recommend IR – Reflow profile :



14. ECN

Engineering Change Notice: The customer will be informed with ECN if there is significant modification on the characteristics and materials described in Approval Sheet.



Muti-Layer Thermistor

(Negative Temperature Coefficient)

Document No	TMTR-XXOS002A
Issued date	2012/10/02
Page	10/10

15. Manufacturing Country & City :

TA-I TECHNOLOGY CO., LTD. (Taiwan - Tao Yuan)

Tel: (+886) 3-3246169 Fax : (+886) 3-3246167

Associated companies :

(1)TA-I TECHNOLOGY (SU ZHOU) CO., LTD. (China - Su Zhou)

Tel :(+86) 512-63457879 Fax : (+86) 512-63457869

(2) TA-I TECHNOLOGY ELECTRONIC (DONGGUAN) CO., LTD. (China - Dongguan)

Tel : (+86) 769-8339-4790~3 Fax : (+86) 769-8339-4794

(3) FORTUNE TASK RESISTOR FACTORY (China - Dongguan)


Tel : (+86) 769-8339-4790~3 Fax : (+86) 769-8339-4794

(4) TAI OHM ELECTRONICS (M) SDN. BHD. (Malaysia - Penang)

Tel :(+60) 4- 3900480 Fax : (+60) 4-3901481

(5) P.T.TAI ELECTRONIC Indonesia (Indonesia - Jakarta)

Tel :(+62) 21-44820254 Fax : (+62) 21-44820256

	<h1>Muti-Layer Thermistor</h1> <p>(Negative Temperature Coefficient)</p>	Document No	TMTR-XXOS002A
		Issued date	2012/10/02
		Page	11/10

REV History

REV	Content	Owner	Date
002E	Add New Part : MTR06□T□410B103	Sean.Huang	NOV/02/2012

单击下面可查看定价，库存，交付和生命周期等信息

[>>TA-I \(大毅\)](#)