

FFMAF101 thru FFMAF107T

Surface Mount Glass Passivated Junction Fast Recovery Rectifiers

Reverse Voltage 50 to 1000V Forward Current 1.0A

FEATURES

- * Plastic package has Underwriters Laboratory Flammability Classification 94V-0
- * High temperature metallurgically bonded construction
- * Cavity-free glass passivated junction
- * Capable of meeting environmental standards of MIL-S-19500
- * Typical IR less than 1.0 μ A
- * High temperature soldering guaranteed: 260°C/10 seconds

Mechanical Data

Case: JEDEC SMA-FL, molded plastic over glass DIE

Terminals: Plated leads, solderable per MIL-STD-750, Method 2026

Polarity: Color band denotes cathode end

Mounting Position Any

Weight: 0.0327g

Handling precaution:None

Electrical Characteristic

1. Maximum & Thermal Characteristics Ratings at 25°C ambient temperature unless otherwise specified.

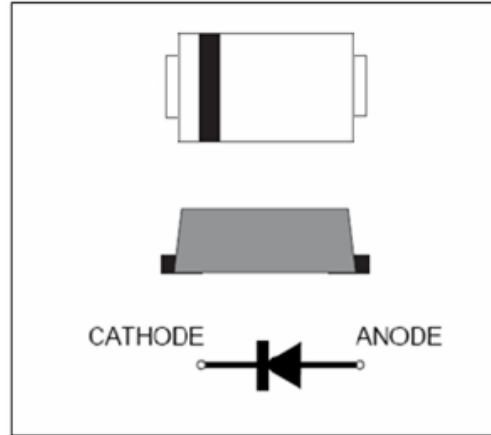
Parameter Symbol	symbol	FFMAF 101	FFMAF 102	FFMAF 103	FFMAF 104	FFMAF 105	FFMAF 106	FFMAF 107	FFMAF 107P	FFMAF 107T	Unit	
Device marking code		FF11	FF12	FF13	FF14	FF15	FF16	FF17	FF17P	FF17T		
Maximum repetitive peak reverse voltage	V_{RRM}	50	100	200	400	600	800	1000	1000	1000	V	
Maximum RMS voltage	V_{RMS}	35	70	140	280	420	560	700	700	700	V	
Maximum DC blocking voltage	V_{DC}	50	100	200	400	600	800	1000	1000	1000	V	
Maximum average forward rectified current lead length at $T_c = 75^\circ\text{C}$ (Note 2)	$I_{F(AV)}$	1.0									A	
Peak forward surge current 8.3ms single half sine-wave superimposed on rated load (JEDEC Method)	I_{FSM}	30									A	
Typical reverse recovery time (Note 1)	t_{rr}	150			250		500		250	160	ns	
Typical thermal resistance (Note 2)	$R_{\theta JA}$ $R_{\theta JC}$	150					25					$^\circ\text{C/W}$
Operating junction temperature range	T_J	-55 to +150									$^\circ\text{C}$	
storage temperature range	T_{STG}	-65 to +175									$^\circ\text{C}$	

Electrical Characteristics Ratings at 25°C ambient temperature unless otherwise specified.

Parameter Symbol	symbol	FFMAF 101	FFMAF 102	FFMAF 103	FFMAF 104	FFMAF 105	FFMAF 106	FFMAF 107	FFMAF 107P	FFMAF 107T	Unit	
Maximum instantaneous forward voltage at 1.0A	V_F	1.3									V	
Maximum DC reverse current $T_J = 25^\circ\text{C}$ at rated DC blocking voltage $T_J = 125^\circ\text{C}$	I_R	5.0					100					μA
Typical junction capacitance at 4.0V, 1MHz (Note 2)	C_J	15.0									PF	

NOTES:

1. $I_F = 0.5\text{A}$, $I_R = 1.0\text{A}$, $I_{RR} = 0.25\text{A}$
2. 8.0mm² (.013mm thick) land areas



We declare that the material of product is Halogen free (green epoxy compound)

FFMAF101 thru FFMAF107T

2. Characteristic Curves (TA = 25°C unless otherwise noted)

Fig. 1 - Forward Current Derating Curve

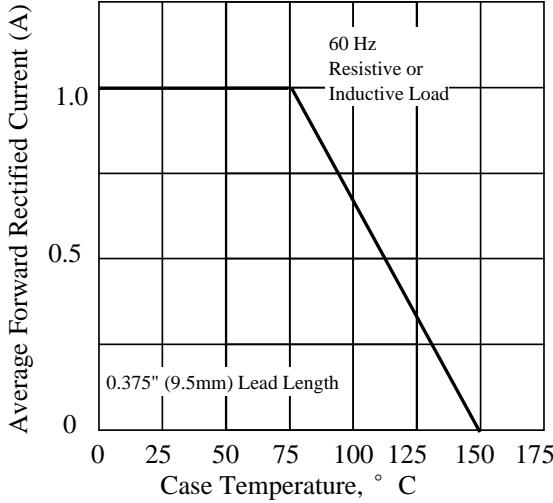


Fig. 2 - Maximum Non-repetitive Peak Forward Surge Current

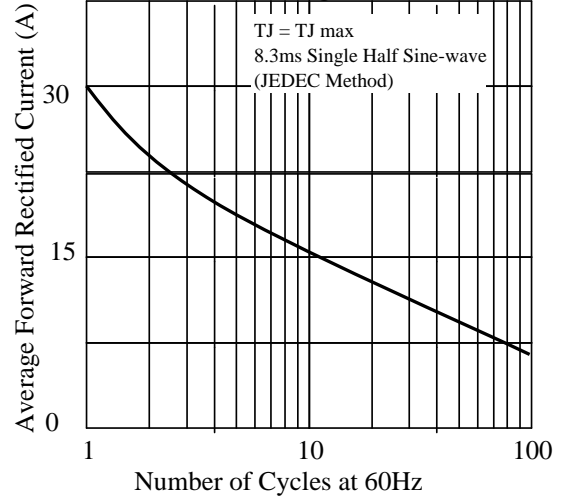


Fig 3. - Typical Instantaneous Forward Characteristics

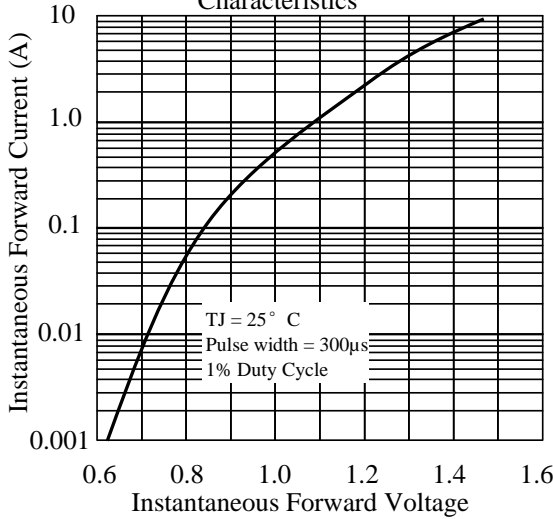


Fig 4. - Typical Reverse Characteristics

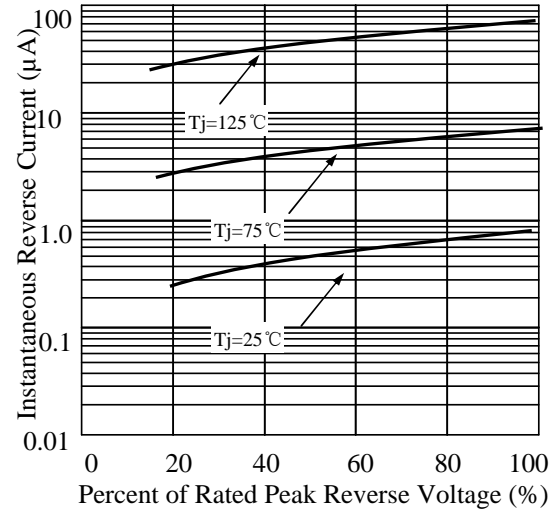


Fig 5. - typical transient thermal impedance

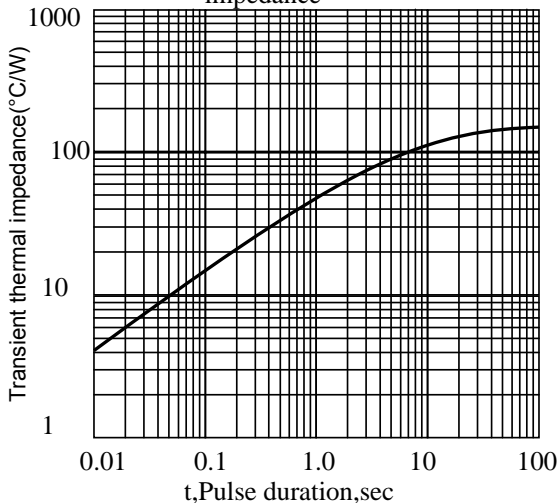
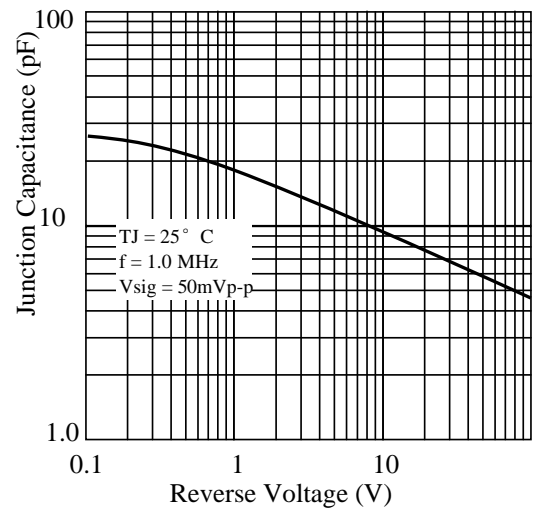


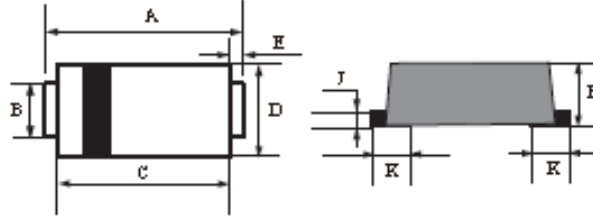
Fig 6. - Typical Junction Capacitance



FFMAF101 thru FFMAF107T

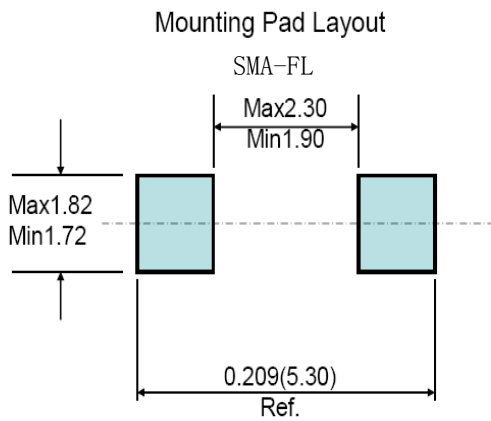
3. dimension:

SMA-FL



DIM	MILLIMETERS		INCHES	
	MIN	MAX	MIN	MAX
A	4.4	4.8	0.173	0.189
B	1.3	1.5	0.051	0.059
C	3.3	3.7	0.130	0.146
D	2.3	2.7	0.091	0.106
E	0.90Typ		0.035Typ	
H	0.9	1.2	0.036	0.047
J	0.11	0.21	0.005	0.009

Suggested solder pad layout



5.1 、 SMD Packing Reel Spec & Packing Quantity

5.1.1 Reel Packing

A. Reel Spec



unit: mm

SPEC	A	B	C	W	Quantity/Reel
SMA-FL 7" reel	177.0±2.0	54.0±0.5	13.0±0.5	13.2±0.2	3K
TO277 13" reel	330.0±2.0	75.0±0.5	13.0±0.5	13.2±0.2	5K
SOD123FL 7" reel	177.0±2.0	50.0±0.5	13.0±0.5	9.4±1.5	3K
SOD323HE 7" reel	177.0±2.0	50.0±0.5	13.0±0.5	9.4±1.5	3K
SMB-FL 13" reel	330.0±2.0	75.0±0.5	13.0±0.5	13.2±0.2	5K

B. 13" reel packing box



unit: mm

size	A	B	C
	335±5.0	335±2.0	40±1.0

as per above packing

Spec	Q' ty/Box
TO277 13" reel	10K
SMB-FL 13" reel	10K

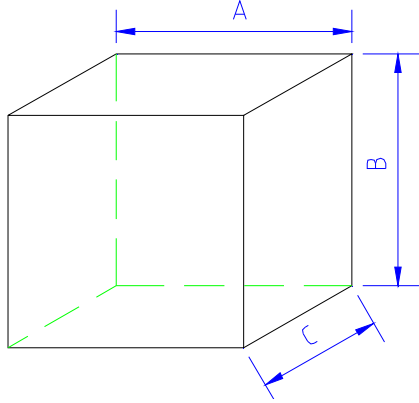
Title:
Power Diode SMD Package Packing Spec

DOC NO.: WI-258

DOC NO.: WI-258

Page: 3

C. 7" reel packing box



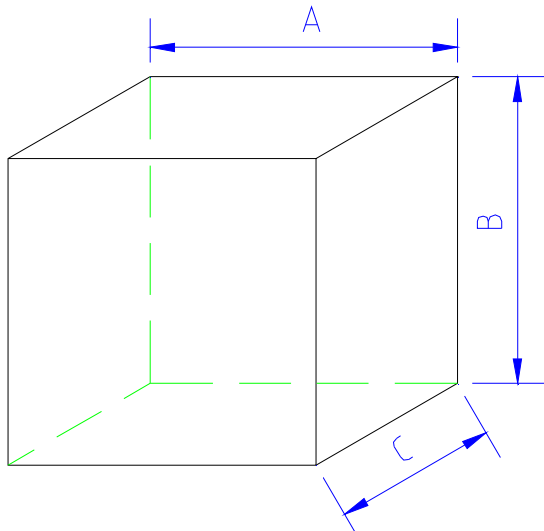
unit: mm

	A	B	C
SMA-FL			
SOD123FL			
SOD323HE	186±2.0	139±2.0	185±2.0

as per above packing

	Q' ty/Box
SMA-FL	30K
SOD123FL	30K
SOD323HE	30K

D. reel packing carton



unit: mm

	A	B	C
size	350±2.0	340±2.0	350±2.0

as per above packing

Spec	Q' ty/Carton
TO277 13" reel	80K
SMB-FL 13" reel	80K

unit: mm

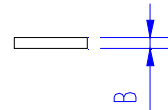
	A	B	C
SMA-FL			
SOD123FL			
SOD323HE	455±2.0	400±2.0	410±2.0

as per above packing

Spec	Q' ty/Carton
SMA-FL 7" reel	360K
SOD123-FL 7" reel	360K
SOD323HE 7" reel	360K

5.1.2 Tape Spec

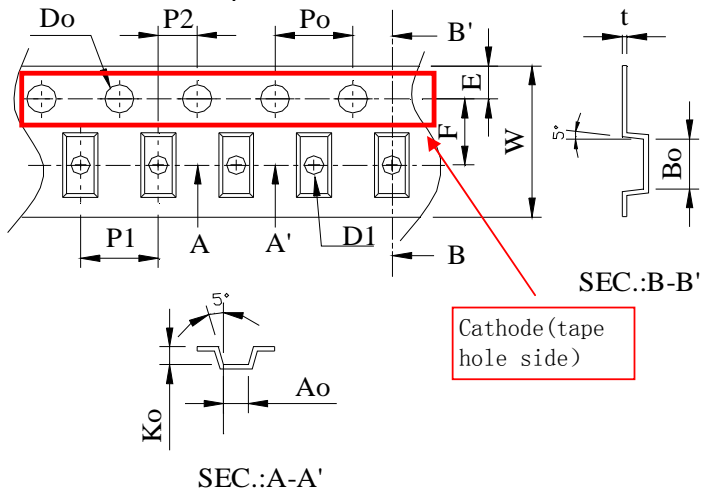
A. Cover Tape



unit: mm

	A	B
SMA-FL	9.5±0.10	0.062±0.007
SMB-FL		
TO277		
SOD123FL	5.4±0.10	
SOD323HE		

B. Carrier Tape



Item	SOD323HE	SOD123FL	SMA-FL	SMB-FL	TO277
W	8±0.3	8±0.3	12±0.3	12±0.3	12±0.3
P1	4±0.1	4±0.1	4±0.1	8±0.1	8±0.1
E	1.75±0.1	1.75±0.1	1.75±0.1	1.75±0.1	1.75±0.1
F	3.5±0.05	3.5±0.05	5.5±0.05	5.5±0.05	5.5±0.05
D0	1.55±0.05	1.55±0.05	1.55±0.05	1.55±0.05	1.55±0.05
D1	1.1±0.1	1.1±0.1	1.5±0.1	1.55±0.05	1.5±0.1
P0	4±0.1	4±0.1	4±0.1	4±0.1	4±0.1
P2	2±0.05	2±0.05	2±0.05	2±0.05	2±0.05
10P0	40±0.2	40±0.2	40±0.2	40±0.2	40±0.2
A0	1.45±0.1	1.95±0.1	2.83±0.1	3.8±0.1	4.3±0.1
B0	2.75±0.1	3.95±0.1	4.75±0.1	5.75±0.1	6.8±0.1
K0	0.80±0.1	1.30±0.1	1.42±0.1	1.4±0.1	1.35±0.1
T	0.25±0.05	0.25±0.05	0.25±0.05	0.25±0.05	0.25±0.05

Title:

Power Diode SMD Package Packing Spec

DOC NO.: WI-258

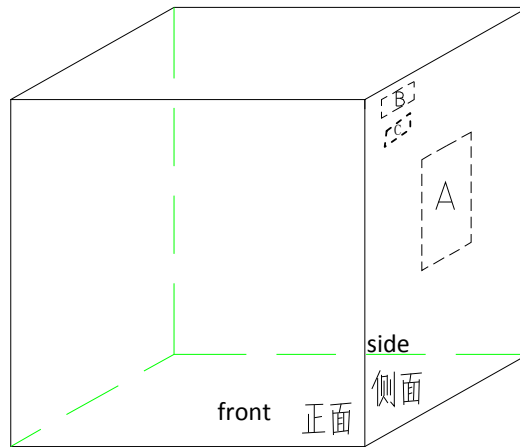
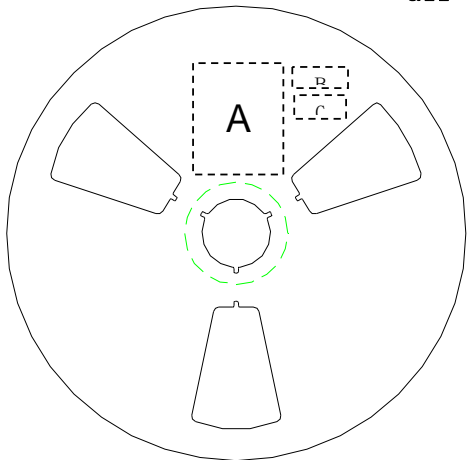
Version: 5 Modification: 0

Page: 5

5.2、SMD Power Diode General Packing Spec

A. 7" reel

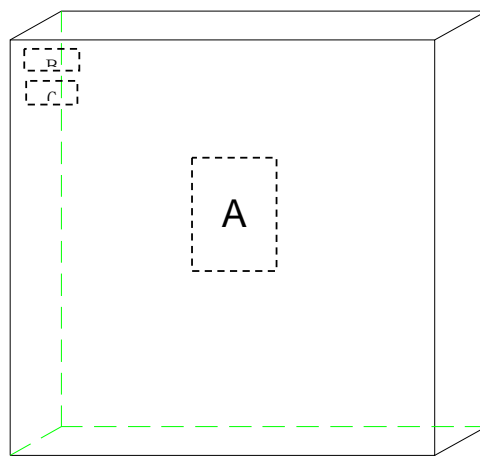
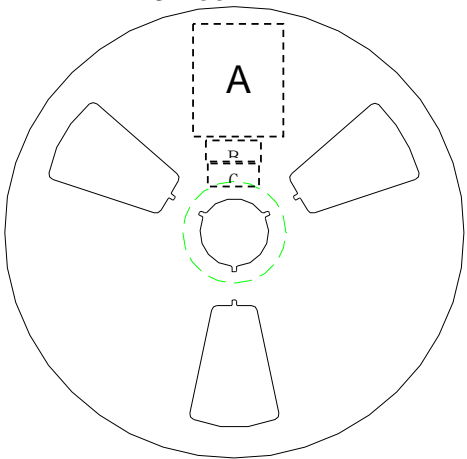
all labels will be at cathode side of reel ;



A:LRC label;

B:Environment Label C:Halide free label

B. 13" reel



A:LRC label;

B:Environment Labe C:Halide free label

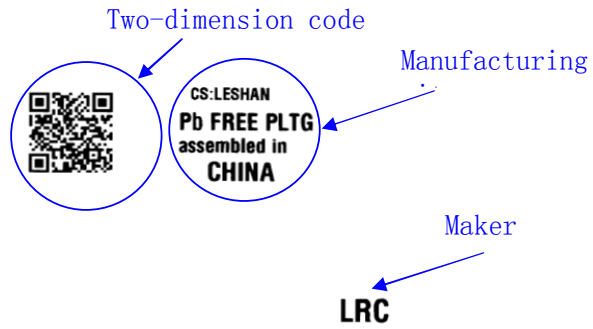
C. Tape lead: face anode side of the reel, upper side is the tape lead position. All labels are at cathode side of the reel.



标题: Power Diode SMD Package Packing Spec	DOC NO.: WI-258
	Version: 5 Modification: 0
	Page: 6

C. Label Content :
LRC Label

P/N → (1P) LPN: **SM140A**
 Lot No. → (1T) LOT: **140106049X**
 Date code → (9D) DTE: **1403**
 Quantity → (Q) QTY: **10000**



lot: 140106049X: 140106---2014/1/6; 049----lot number:49; X: product code

Environment Label



Halide-free Label



FFMAF101 thru FFMAF107T

4. Update Record

版次	更新记录	更新作者	更新日期
1	第一版	周杰	2014. 05. 26

单击下面可查看定价，库存，交付和生命周期等信息

[>>LRC\(乐山无线电\)](#)