


DB102S Thru DB107S

High Current Glass Passivated Molding Single-Phase Bridge Rectifier

Reverse Voltage 100 to 1000V Forward Current 1.0 A

FEATURES

- I Plastic Package has Underwriters Laboratory Flammability Classification 94V-0
- I High current capacity with small package
- I Glass passivated chip junctions
- I Superior thermal conductivity
- I High IFSM



1. Maximum & Thermal Characteristics Ratings at 25°C ambient temperature unless otherwise specified.

Parameter Symbol	Symbol	DB102S	DB103S	DB104S	DB105S	DB106S	DB107S	Unit
Maximum repetitive voltage	VRRM	100	200	400	600	800	1000	V
Maximum RMS Voltage	VRMS	70	140	280	420	560	700	V
Maximum DC Blocking Voltage	VDC	100	200	400	600	800	1000	V
Maximum DC reverse current TA=25 °C	IR	5						µA
at rated DC blocking voltage TA=125°C		500						
Average rectified forward current 60Hz Sine wave Resistance load with Ta=55°C	Io	1.0						A
Peak forward surge current 8.3ms single half sine-wave superimposed on rated load	IFSM	50						A
Max instantaneous forward voltage at 1.0A	VF	1.05						V
Thermal Resistance								
Between junction and ambient	R _{θJ-A}	134						°C/W
Between junction and lead	R _{θJ-L}	20						
Operating junction temperature	TJ	-55~150						°C
Storage temperature	Tstg	-55~150						°C

DB102S Thru DB107S

2. Ratings and Characteristic Curves (TA = 25°C unless otherwise noted)

Fig. 1 Derating Curve

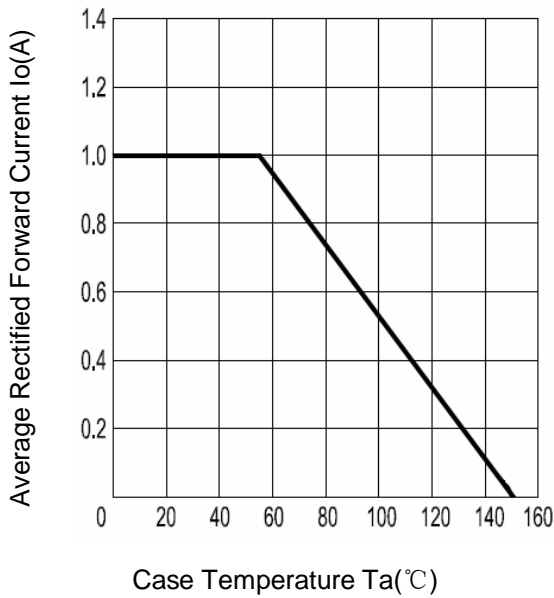


Fig.2 Typical Reverse Characteristics

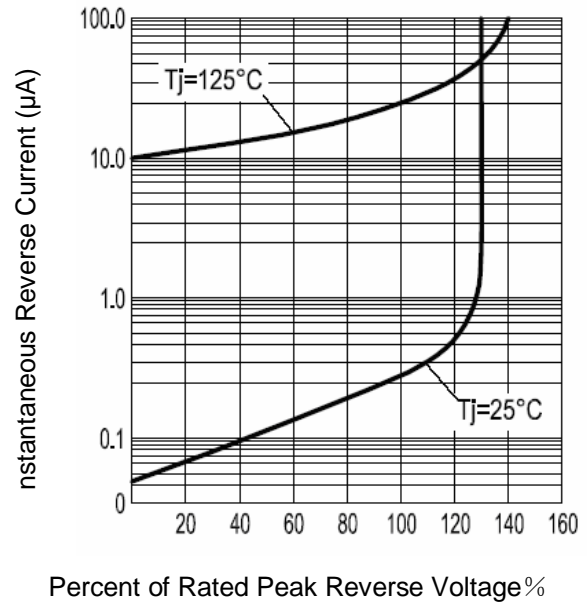


Fig.3 Forward Voltage

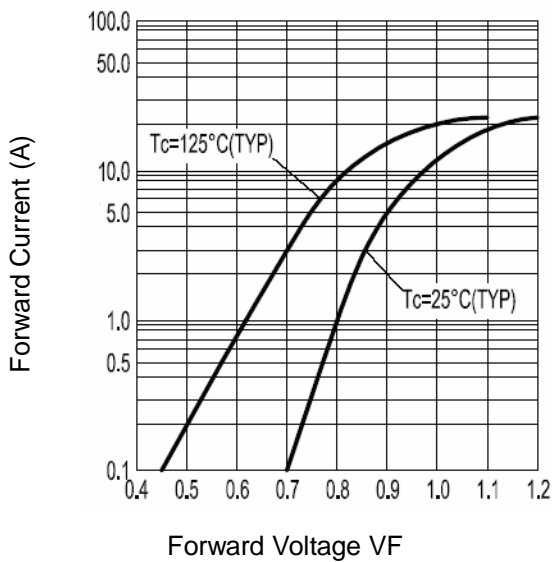
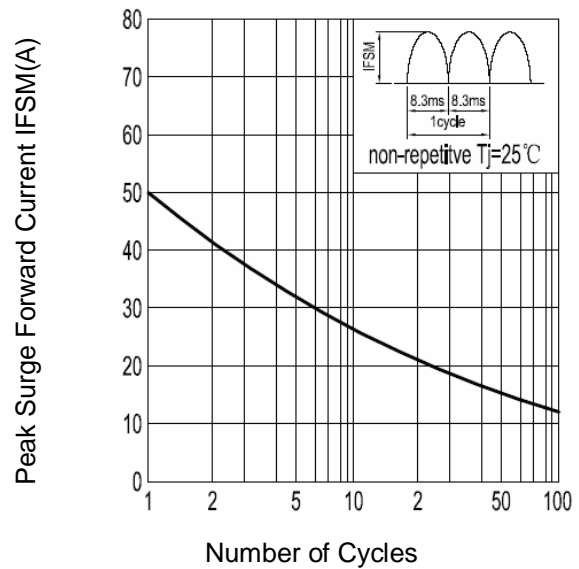
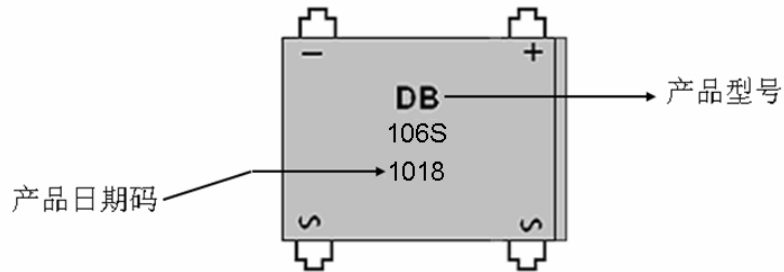


Fig.4 Peak Surge Forward Capability



DB102S Thru DB107S

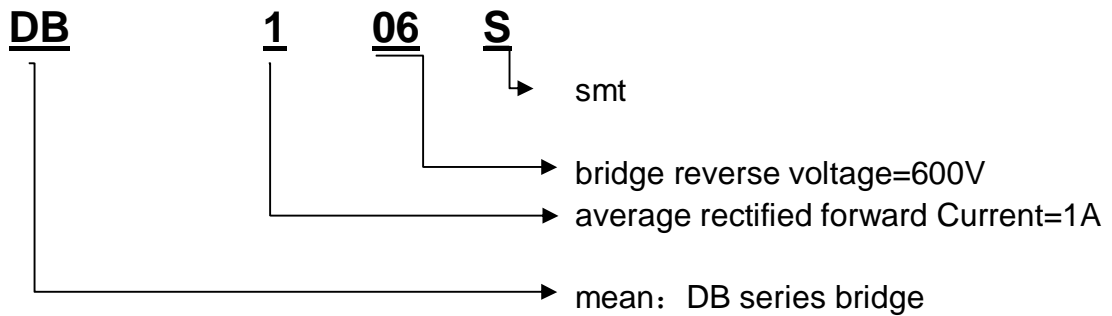
3. Marking Identification



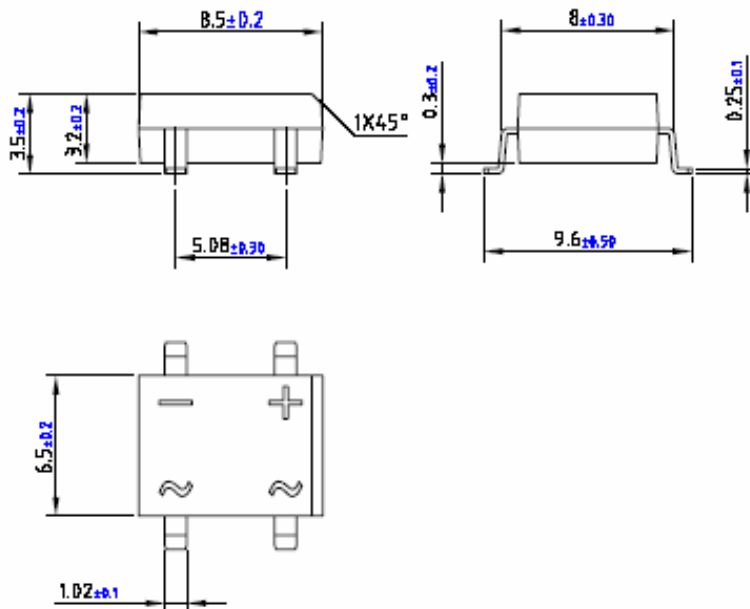
Note:

生产日期码包含4位数字，例如“1018”，前两个数字“10”表示为2010年，另外二个数字“18”是指第18周，即表示该产品为2010年18周生产。

型号:



4. Dimension



单击下面可查看定价，库存，交付和生命周期等信息

[>>LRC\(乐山无线电\)](#)

[>>点击查看相关商品](#)